



RUB RAILS FOR PROTECTION BUILT TO PERFECTION



Tessilmare is a renowned Italian company in the marine sector.

Since 1947 we are producing and creating top level fender profiles, sun-tops, upholstery accessories, and marine fabrics.

Thanks to our know-how and continuous research on the best raw materials, we are especially appreciated for the **high-quality standards** and for our **practical solutions**.

sphæra



Innovative Fender Profile

Sphaera is a fender profile that has **changed the market thanks to its technical and aesthetic characteristics**. This best-selling stainless-steel profile is available in **4 different sizes**: 25mm, 35mm, 50mm and 65 mm (bar size) and the PVC base can be supplied in **3 different colors** (black, white and light grey).

Flexibility & Resistance

The peculiarity of this product is its **adaptability to the curves** without deformation and the **high impact capacity**, thanks to its core in "Duralene", a very strong PVC material, which grants a contained weight anyhow.

SPHAERA is supplied in 3 different solutions

sphæra



Directly fitted (Aesthetic Function)



Slim PVC base (Aesthetic Function)



Standard PVC base (Heavy Duty function)

The PVC bases are made of semi-soft material supplied in custom-cut reels.

The S/S is **316 L**. The highest **quality of steel** perfect for marine use. Very resistant to rust.

The **Slim base** was designed for those shipyards and boatbuilders who don't want to see PVC. It is required to have a **separation between fiberglass and S/S**, avoid cracks on the gelcoat and waterproof the application holes also reducing the use of silicones.

Advantages - compared to others


Compared to Full Steel

Sphaera has the same strength but reduces its **weight** by 2/3. This means 2 things: more **fuel savings** and less **boat rolling** effect. In addition, the “Duralene” core grants more **flexibility** to the bar.

Compared to Half Moon

Sphaera is much more **resistant**, and it better follows the shape of the boat. **Less bar deformation**.

Half Moon \$



The Ultimate Solution \$\$



Full Steel \$\$\$



Advantages – Bending on 3 axes

sphæra

As already mentioned, one of the major advantages of SPHAERA is its **flexibility**, even on very sharp curves, in fact the boat can be used as a **bending template**.

If the customer is unfamiliar, providing the template, we can send pre-bent S/S bars, however, we invite you to watch our videos on Youtube / Tessilmare, which explain how to install the product.



Advantages – Bending on 3 axes

The peculiarity of being **bent directly on site** entails multiple advantages because the shipyard will have a unique warehouse of 3-meter bars to be adapted to all models of boats that use the same size, greatly reducing its stock. Furthermore, the **assembly time** of the product is drastically reduced.



Advantages – The Joint Caps



This small accessory designed for SPHAERA has multiple advantages. Its main purpose is to **fix the joining parts** to the boat **without having to drill extra anti-aesthetic holes**, moreover the so finished bars will keep their position perfectly and the **screws** will be all **equidistant**.

Some bad examples of applications without = anti-aesthetic holes & unaligned bars



Sphaera Assembly – 2 steps easy fitting

sphæra

The PVC base is placed on the whole boat using a simple **paper tape**.

The second phase is to fix the S/S bar, in this way PVC + S/S will be **installed with just one screw**, avoiding extra labor costs, screws and above all drilling the boat excessively.



Accessories

For each size, SPHAERA is equipped with joint caps to be installed between each S/S bar and specific end caps, everything in 316 L S/S



Slim base End Cap



Joint Cap



Heavy Duty base End Cap



Joint Cap

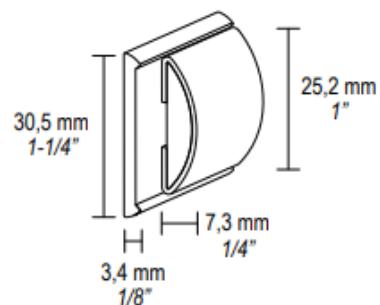


For installation on
flat surfaces

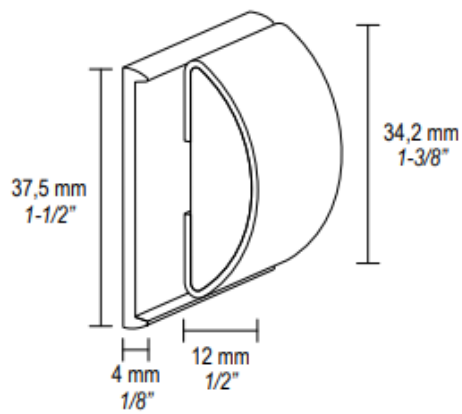


For installation with
deck joint

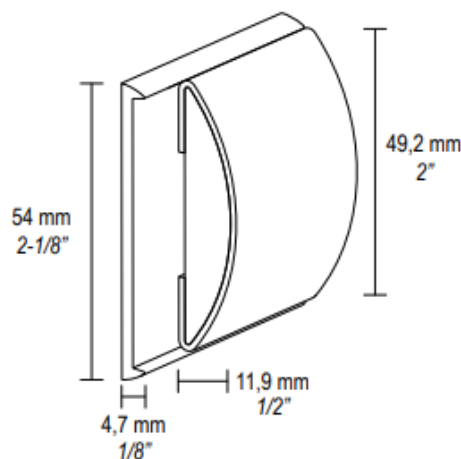
**WITHOUT LIP
SENZA DENTINO**



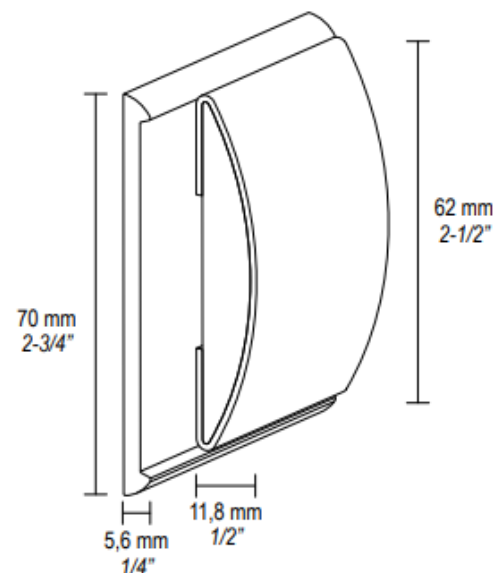
SPHAERA SLIM 25



SPHAERA SLIM 35

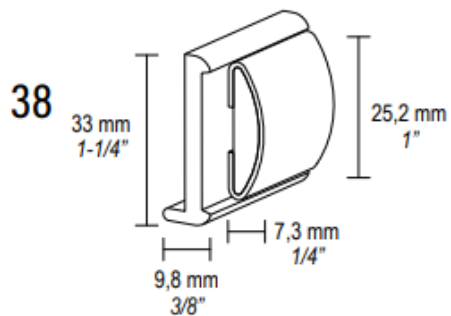


SPHAERA SLIM 50

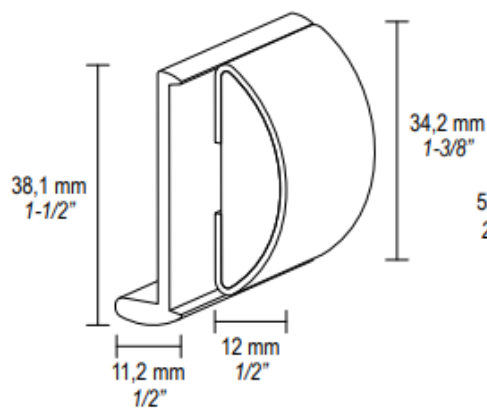


SPHAERA SLIM 65

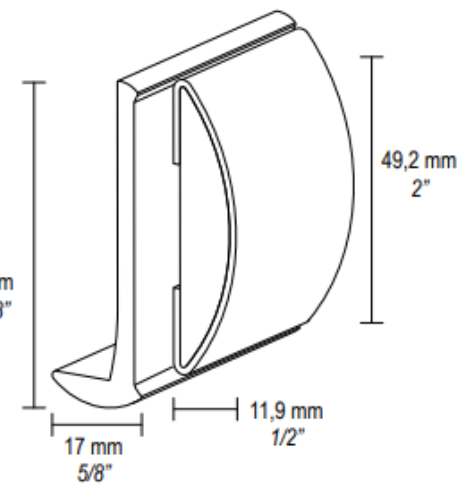
**WITH LIP
CON DENTINO**



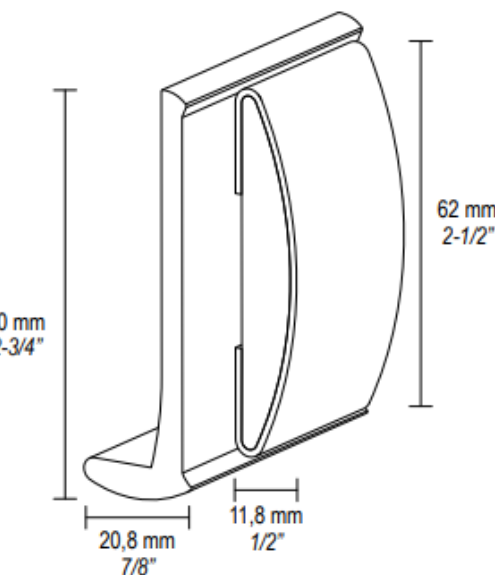
SPHAERA SLIM 25



SPHAERA SLIM 35



SPHAERA SLIM 50



SPHAERA SLIM 65

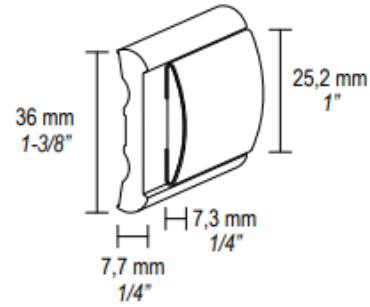



For installation on
flat surfaces

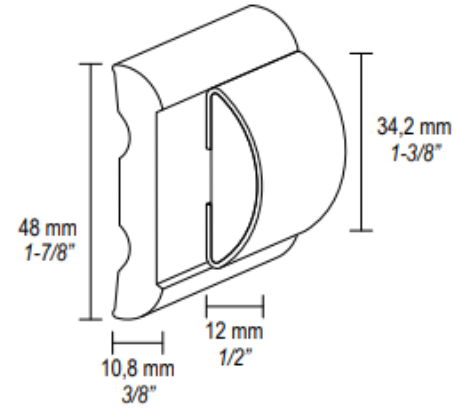


For installation with
deck joint

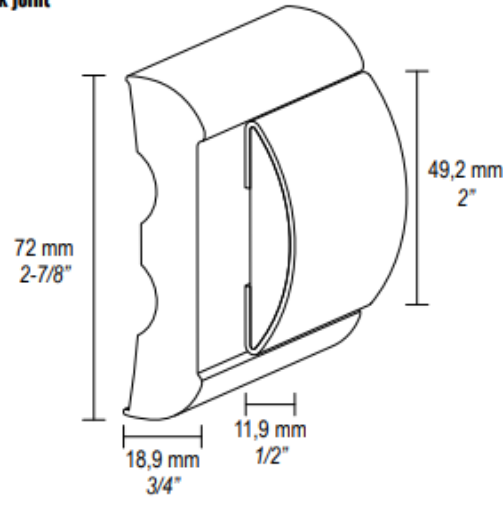
WITHOUT LIP
SENZA DENTINO




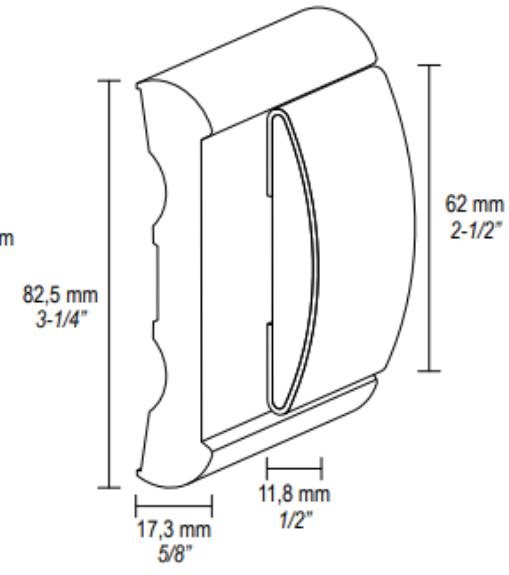
 **SPHÆRA 25**



 **SPHÆRA 35**

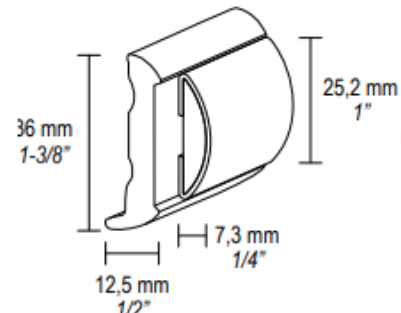


 **SPHÆRA 50**

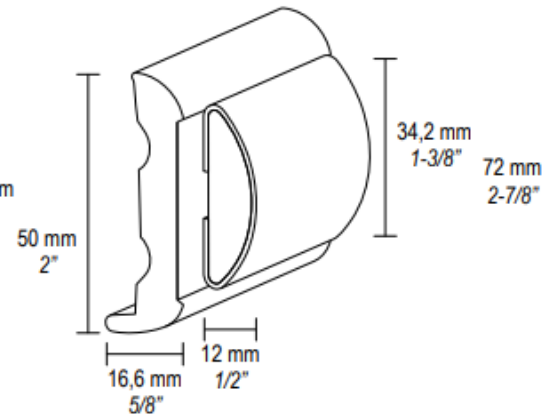



 **SPHÆRA 65**

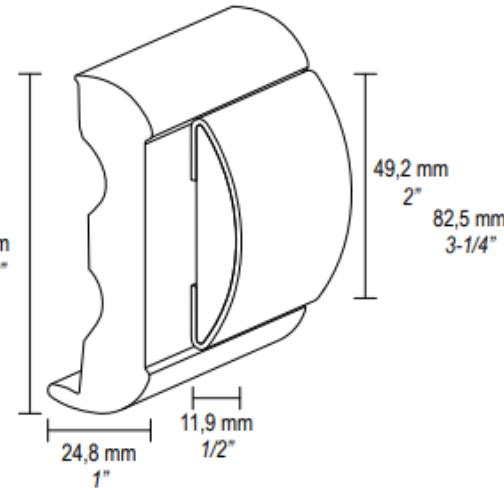
WITH LIP
CON DENTINO




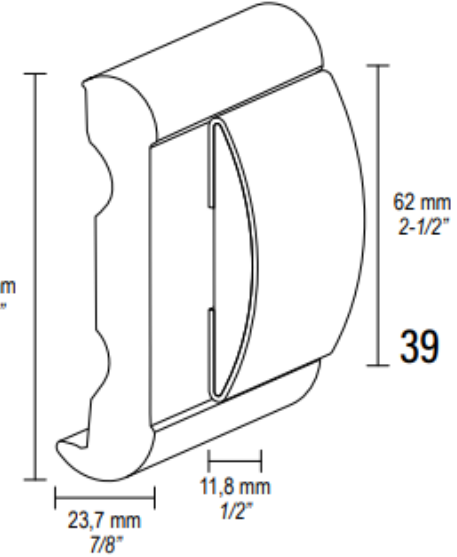
 **SPHÆRA 25**




 **SPHÆRA 35**



 **SPHÆRA 50**



 **SPHÆRA 65**

Most Suited Examples: Pleasure boats, Superyachts, Megayachts

sphæra

