

1 9 2 4
100
2 0 2 4



TOSELLO

20 Product
24 catalogue

Weed spot spraying line

Ours is the most comprehensive range of inter-row weed spray booms you will find in the market. Catering to all manner of requirements, they are the perfect fit for the job at hand. You can choose the coverage that best suits your crop: the brush is perfect for more fragile crops; the rubber cone has been designed to shield the sprayed product completely to prevent damage to soft stalks; while the plastic shroud is suitable for well-formed adult plants.


Spray heads

Our range of spray heads caters to the needs of all farmers. All our spray heads have a break-back system that protects the actual spray head from damage in the event of knocks. **Shrouded spray heads:** deliver coverage from 65 cm to 25 cm. Ideal for use on adult plants, they can be fitted with a drift-reducing brush to completely shield the spray, even when working in a light breeze. **Spray heads with brush:** gentle on plant stalks, they are designed to reduce drift as they can be used very close to the ground. **Spray heads with rubber cone:** this is the ideal compromise if you have both young and adult plants as it is gentle while, at the same time, it does not allow the chemical to come into direct contact with the crop. **Unshielded spray heads:** cost-effective solution for inter-row weed control for tall-stalked plants.

Shrouded spray head for inter-row booms



Zinc-plated metal structure, spring-loaded break-back, PET laminate shroud, AISI 304 stainless steel nozzle holder, fixed or swivel nozzle, Kematal 03/110 nozzle tips.

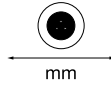


LONG SHROUD	660	SINGLE FIXED + SWIVEL NOZZLE
MEDIUM SHROUD	500	DOUBLE SWIVEL NOZZLE
SHORT SHROUD	260	SINGLE SWIVEL NOZZLE

Spray head with rotating brush for inter-row booms



Zinc-plated metal structure, spring-loaded break-back, nylon brush, AISI 304 stainless steel nozzle holder, fixed plastic nozzle, Kematal 03/110 nozzle tip.



SMALL BRUSH

400

PLASTIC NOZZLE WITHOUT NON-DRIP BODY

LARGE BRUSH

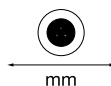
500

NON-DROP PLASTIC NOZZLE

Spray head with rubber cone for inter-row booms



Zinc-plated metal structure, spring-loaded break-back, Ø 500 rubber cone, AISI 304 stainless steel nozzle holder, fixed plastic nozzle, Kematal 03/110 nozzle tip.



RUBBER CONE

500

PLASTIC NOZZLE WITHOUT NON-DRIP BODY

Unshielded spray head for inter-row booms



Zinc-plated metal structure, spring-loaded break-back, single or double swivel nozzle, Kematal 03/110 nozzle tip.



UNSHIELDED SPRAY HEAD

SINGLE SWIVEL NOZZLE

UNSHIELDED SPRAY HEAD

DOUBLE SWIVEL NOZZLE

Single manual-fold inter-row boom



Mount can be ordered separately

Single manual-fold inter-row boom. Entry-level solution from our extensive range of inter-row weed spray booms. It fits all tractors effortlessly, and is installed in just a few steps. Ideal for occasional use and over limited areas.

Technical specifications

A massive bestseller, the single manual-fold boom is ideal in terms of both budget and reliability. A hard-wearing, quality product that is all about ease of use. Zinc-plated 100% steel construction.



> Min <

< Max >

	> Min <	< Max >
LONG SHROUD	1750	2050
MEDIUM SHROUD	1600	1900
SHORT SHROUD	1350	1650
SMALL BRUSH	1350	1650
LARGE BRUSH	1400	1700
RUBBER CONE	1450	1750



Double manual-fold inter-row boom



Can be fitted with spray heads of any kind; the ideal boom if you have crops planted on flat land and consistent widths.

Technical specifications

Option of fitting up to 3 nozzles on the central frame, on request.



> Min <

< Max >

	> Min <	< Max >
LONG SHROUD	2400	3000
MEDIUM SHROUD	2050	2650
SHORT SHROUD	1600	2200
SMALL BRUSH	1600	2200
LARGE BRUSH	1700	2300
RUBBER CONE	1750	2350
UNSHIELDED	----	----

Double semi-hydraulic inter-row boom



Unit suited to weed spraying on crops planted with uneven row widths as working width can be adjusted using two hydraulic cylinders.

Technical specifications

Option of fitting up to 3 nozzles on the central frame, on request.



> Min <

< Max >

	> Min <	< Max >
LONG SHROUD	2400	3000
MEDIUM SHROUD	2050	2650
SHORT SHROUD	1600	2200
SMALL BRUSH	1600	2200
LARGE BRUSH	1700	2300
RUBBER CONE	1750	2350



Single hydraulic inter-row boom



Professional weed control unit. It can be configured to your requirements: height above ground as well as angle, spray head opening and extension can all be controlled directly from the tractor's cab.

Technical specifications

Ideal if you are looking for a wider option. Versatile and easy to attach to the tractor.



> Min <

< Max >

LONG SHROUD	1600	1900
MEDIUM SHROUD	1400	1700
SHORT SHROUD	1200	1500
SMALL BRUSH	1200	1500
LARGE BRUSH	1250	1550
RUBBER CONE	1250	1550

CYLINDER CONFIGURATION:



• oil hoses can be ordered separately



Double hydraulic inter-row boom



Youtube



The double hydraulic inter-row boom is versatile and offers high productivity given that it allows you to treat a whole row at a time. This unit can also be controlled fully from the cab: adjusting height above ground, angle, arm opening and extension are all hassle-free operations.

For this unit, we recommend the application of solenoid valves and an in-cab control box for controlling the cylinders, see accessories.

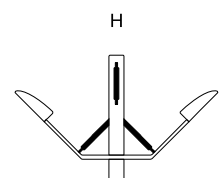
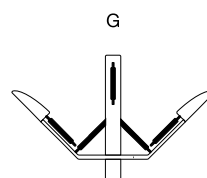
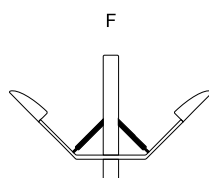
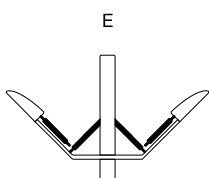


> Min <

< Max >

LONG SHROUD	3300	3900
MEDIUM SHROUD	2950	3550
SHORT SHROUD	2500	3100
SMALL BRUSH	2500	3100
LARGE BRUSH	2600	3200
RUBBER CONE	2650	3250
UNSHIELDED	2400	3000

CYLINDER CONFIGURATION:



• oil hoses can be ordered separately



Double hydraulic under-vine inter-row boom



Professional boom designed and engineered for work on hilly terrain: height, unit's body angle and spray head extension can all be adjusted. We recommend attaching spray heads with brushes or with rubber cones.

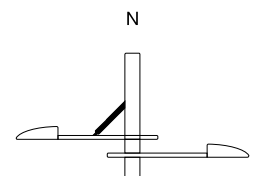
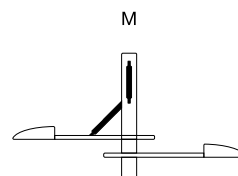
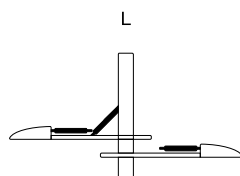
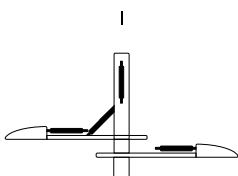


> Min <

< Max >

LONG SHROUD	2200	2800
MEDIUM SHROUD	1850	2450
SHORT SHROUD	1400	2000
SMALL BRUSH	1350	1950
LARGE BRUSH	1450	2050
RUBBER CONE	1550	2150
UNSHIELDED	1300	1900

CYLINDER CONFIGURATION:



• oil hoses can be ordered separately



BI-XL inter-row boom



With a working width that can be adjusted in the 4.9 to 7.7 metre range (depending on the spray head chosen, check actual measurements), this inter-row weed spray boom is suitable for crops with sizable row spacing (hazel, olive and poplar groves). Featuring double break-backs, on both the spray head and holder, it is 100% safe and offers longevity. This product can also be operated by means of solenoid valves and an electric control box in the cab, so you can work from the comfort of the driver's seat.



> Min <

< Max >

	> Min <	< Max >
LONG SHROUD	5700	7700
MEDIUM SHROUD	5300	7300
SHORT SHROUD	4900	6900
SMALL BRUSH	4900	6900
LARGE BRUSH	5000	7000
RUBBER CONE	5000	7000

• oil hoses can be ordered separately



Accessories and applications

- 3-point hitch
- Solenoid valve kit 3-section oil + 2-section water
- Solenoid valve kit 4-section oil + 2-section water
- Solenoid valve kit 5-section oil + 2-section water
- Twin water solenoid valve kit with control box
- Drift guard kit to be attached to shrouded spray heads

