

WALL

SYSTEM

CUF

MILANO

OFFICE FURNITURE  SINCE 1986

WALL

SYSTEM

CUF

MILANO

OFFICE FURNITURE  SINCE 1986

www.cufmilano.com - r.spano@cufmilano.com

INDEX

WALL SYSTEM

STORAGE WALL



GEMINI	PAG. 4 15
GEMINI INTEGRATED WALL	PAG. 12
BOX STORAGE	PAG. 16
GEMINI SURFACES	PAG. 14

MONO GLASS WALL



AQUARIUS	PAG. 18 25
AQUARIUS DUO	PAG. 26 29
AQUARIUS DOORS	PAG. 30
AQUARIUS DUO DOORS	PAG. 30
AQUARIUS FINISHES	PAG. 42
AQUARIUS DUO FINISHES	PAG. 42
FINISHES AND DECALS	PAG. 43

DOUBLE GLASS WALL



IDRAWALL	PAG. 32 35
IDRAWALL DOUBLE GLASS	PAG. 38 39
IDRAWALL LIGHT	PAG. 36
IDRAWALL FREESTANDING	PAG. 37
IDRAWALL DOORS	PAG. 40
IDRAWALL FINISHES	PAG. 42
IDRAWALL DOUBLE GLASS SURFACE	PAG. 42
FINISHES AND DECALS	PAG. 43

MOVABLE WALL



TAURUS	PAG. 44 57
TAURUS ACOUSTIC	PAG. 57
TAURUS DOORS	PAG. 54
TAURUS SURFACES	PAG. 56
DEDALO LOW	PAG. 58
NEW ICARO	PAG. 59 61

WALL COVERINGS



WALL COVERINGS	PAG. 62 65
----------------	--------------

MANOEUVRABLE AND COMPRESSING



MANOEUVRABLE AND COMPRESING	PAG. 66 71
-----------------------------	--------------

FINISHES



GEMINI SURFACES	PAG. 14
AQUARIUS FINISHES	PAG. 42
AQUARIUS DUO FINISHES	PAG. 42
IDRAWALL FINISHES	PAG. 42
IDRAWALL DOUBLE GLASS FINISHES	PAG. 42
DECALS	PAG. 43
TAURUS SURFACES	PAG. 56

GEMINI

STORAGE WALL

GEMINI IS A STORAGE-WALL:
A COMBINATION BETWEEN A
MOVEABLE WALL, SOUNDPROOF
AND EQUIPPED WITH DOORS,
AND A CABINET WITH DOORS
AND SHELVES.

GEMINI IS AVAILABLE IN 50 OR 100 CM
LENGTH MODULES, WITH A HEIGHT OF
270 OR 300 CM AND A WIDTH 43 CM;
THE SYSTEM PROVIDES FOR UPPER
AND LATERAL ADAPTING WALLS,
TO FIT EXACTLY WITH CLIENT SPACES.



GEMINI

STORAGE
WALL

MOVEABLE
WALL AND,
IN THE
MEANTIME,
A HUGE
CABINET.





DOORS, BACKS AND PANELS ARE REALIZED IN MELAMINE, WITH ABS ROUNDED EDGES. FINISHES ARE THE SAME AS OUR OPERATIVE LINES, WHILE MODULES AND DETAILS ARE COORDINATED AND INTEGRATED WITH THE MOVEABLE WALL TAURUS.









◀ RECEPTION

GEMINI

INTEGRATED WALL



TO REALIZE AN IMPRESSIVE SOLUTION, IT'S POSSIBLE TO INTEGRATE THE STORAGE WALL **GEMINI** WITH OTHER MOVEABLE WALLS, SUCH AS **IDRAWALL** OR **AQUARIUS**. THE SYSTEM IS REALIZED PROJECTING A HOLE IN THE GLASS WALLS, AND FITTING ONE OR MORE GEMINI MODULES, TO CREATE A GOOD AESTHETICAL COMPOSITION AND, IN THE MEANTIME, AN ARCHIVE SPACE.



IN THE PICTURE: THE INTEGRATION
BETWEEN STORAGE WALL **GEMINI**
WITH MOVEABLE WALL **TAURUS**
WITH HORIZONTAL MODULES
(WITH ON DEMAND FINISHES).

GEMINI SURFACES

STANDARD FINISHES

FRAME (SIDES, SHELVES)



SILVER GREY

PROFILE



NATURAL ALUMINUM
RAL 9006


DOORS AND BACKS



BIRCH



WHITE



GREY



OAK



FROSTED GLASS
(ONLY FOR H 210 DOORS)

SOUND INSULATION CERTIFICATION



ON DEMAND FINISHES



DOORS AND BACKS



SUPREME WHITE
U11209



SUPREME WHITE
U11209 HG
LUCIDO + FILM



SPAN WHITE
W10140



LIGHT GREY
U12188




METALLIC GREY
F70015



GREY
U12231



METALLIC
ANTHRACITE F70014



BLACK
U12007



BLACK U12007 HG
LUCIDO + FILM



RED
U17005



RUBY RED
U17008



BLUE
U18059



CRYSTAL BLUE
U18003



LIMON GREEN
U630



ORANGE
U16010



LINEED OAK
R20095



DARK OAK
R20064



WENGÈ
R20158



BROWN
U16182



WALNUT
R30019

GLASS DOORS AVAILABLE IN DIFFERENT COLORS





BOX STORAGE

BOOKCASE - CABINET - STORAGE

BOX STORAGE IS
MAINLY USED FOR EXPOSITION
AREAS OR SHOW-ROOMS,
BECAUSE IT'S SUITABLE
TO HOST SOME OBJECTS THAT
NEED TO BE STAND OUT.





AQUARIUS

MONOGLASS
WALL

AQUARIUS IS A MONOGLASS
MOVEABLE WALL SYSTEM,
WITH ALUMINUM FRAME.
INSIDE THE FRAME THERE ARE
SOME CONNECTORS TO FIT THE
GLASSES AND SPECIFIC SAFETY
SYSTEMS.
TOTAL DEPTH IS 2,7 CM.



AQUARIUS

MONOGLASS
WALL

THE GLASS
ELEGANCE
AND BRIGHTNESS
TO MAKE
UNIQUE
EVERY SPACE.









GLASS WALL
AQUARIUS SEPARATES
DIFFERENT SPACES,
GIVING BRIGHTNESS
AND UNITY
TO THE OFFICES.





AQUARIUS DUO

DOUBLE GLASS
WALL

AQUARIUS DUO IS REALIZED WITH TWO SHEET OF LAMINATED GLASS, AND IT FITS EXACTLY TO THE NEED OF AN HIGH SOUNDPROOF AND, IN THE MEANTIME, AND ESTHETIC AND GLASS PARTITION. THE DOOR WITH DOUBLE GLASS CAN GUARANTEE THE HIGH SOUND INSULATION. GLASSES ARE LAMINATED 5+5, OR, ON DEMAND, 6+6, WITH PVC SEALS BETWEEN THE GLASSES SHEET. TOTAL WALL DEPTH IS 5,4 CM.







DOORS

AQUARIUS
AQUARIUS DUO



DOORS CAN BE REALIZED IN THREE DIFFERENT KIND: WOODEN, GLASSED OR GLASSED WITH FRAME, SLIDING OR SWING-OUT, AND IN TWO HEIGHTS: 210 OR 260 CM. THE COMBINATION BETWEEN ALL THESE PARAMETERS LET TO OFFER A WIDE DOORS RANGE. AVAILABLE ALSO ON DEMAND ELEMENTS.




IDRAWALL

GLASS WALL

IDRAWALL IS A GLASS WALL WITH A HUGE ESTHETIC VISION. IT IS REALIZED WITH BIG GLASS SHEETS, USING SAFETY GLASSES 1 CM DEPTH AND SQUARED 4X4 ALUMINUM FRAME, WITH A NATURAL FINISH, VERY SHINY.







IDRAWALL LIGHT

LOW-HEIGHT
GLASS WALL



IDRAWALL LIGHT IS
A GLASS WALL WITH THE HEIGHT
FROM 220 TO 249 CM, WITH A LOWER
HEIGHT THAN THE STANDARD IDRAWALL
(THAT IS FROM 250 TO 330 CM),
AND IT'S USED FOR SPACES WITH LOW
CEILINGS OR MATCHED WITH PASTEBOARD,
REALIZED TO HOST SLIDING SYSTEM
OF **DIVA DOOR** OR **WIZ DOOR**.

IDRAWALL FREESTANDING

GLASS
FREESTANDING WALL



FREESTANDING IDRAWALL
IS REALIZED WITH THE SAME
SYSTEM OF IDRAWALL GLASS WALL,
BUT USING A STRENGTHENING
FRAME FOR MORE THAN
5 MT. LENGTH.

IDRAWALL DOUBLE GLASS

DOUBLE GLASS WALL

THIS GLASS WALL, REALIZED WITH TWO LAMINATED GLASS SHEETS 5+5, FITS EXACTLY TO THE NEED OF AN HIGH SOUNDPROOF AND, IN THE MEANTIME, AND ESTHETIC AND GLASS PARTITION. THE DOOR WITH DOUBLE GLASS CAN GUARANTEE THE HIGH SOUND INSULATION. TOTAL WALL DEPTH IS 10 CM.





DOORS

IDRAWALL DOUBLE GLASS IDRAWALL

DOORS CHOICE IS VERY WIDE:
SLIDING OR SWING-OUT, WITH MONO
OR DOUBLE GLASS, WITH OR WITHOUT
FRAME. THEY ARE ALWAYS REALIZED
ON MEASUREMENT, SO THE DIMENSION
IS CHOSEN BY CLIENT.



DIVA GLASS



GLASS DOOR



DOUBLE SLIDING DOOR



GLASS DOOR WITH FRAME

FINISHES AND DECALS

AQUARIUS AQUARIUS DUO

IDRAWALL DOUBLE GLASS IDRAWALL



STANDARD FINISHES

FRAME AND ACCESSORIES



NATURAL
ALUMINUM
RAL 9006

GLASS



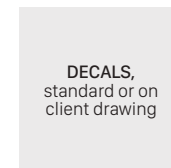
TRANSPARENT
GLASS

ON DEMAND FINISHES

GLASS



GLAZED



DECALS,
standard or on
client drawing



AFTER PARTITION ASSEMBLY,
WE CAN PUT, ON DEMAND,
SOME **DECALS** WITH LOGO,
DRAWINGS, PICTURES BY
CLIENT CHOICE.



TAURUS

MOVEABLE
WALL

TAURUS IS A MOVEABLE WALL
REALIZED WITH INTERNAL LOAD-
BEARING FRAME, PANELS OR GLASSED
SHEETS. MODULES ARE 50, 100, 150
OR 200 CM LENGTH.
THE FRAME IS ALL ELECTRIFIABLE.
TOTAL DEPTH IS 10 CM.



TAURUS

MOVEABLE WALL

MOVEABLE WALL REALIZED
WITH HIDDEN INTERNAL FRAME
AND LATERAL WOODEN
OR GLASSED PANELS.
THE PARTITION IS ELECTRIFIABLE,
HAS A GOOD SOUNDPROOF
ISOLATION AND IS MOVEABLE.







ELEGANCE
AND
PRACTICALITY
FOR SPACES,
TO MAKE
YOUR
OFFICE
UNIQUE





GLASSED PANELS ARE REALIZED
WITH THREE FRAMES:
DOUBLE GLASS, DOUBLE GLASS
WITH FINE FRAME, SINGLE GLASS.
GLASSES ARE LAMINATED 3+3,
TRANSPARENT OR GLAZED FINISHES.
MODULES AND DETAILS ARE
COORDINATED WITH STORAGE WALL
SYSTEM **GEMINI**.







MEETING
ROOM 2



DOORS

TAURUS



GLASS DOOR



HIGH GLASS DOOR



FRAMED GLASS DOOR



WOODEN DOOR

LA SCELTA DELLE PORTE È DECISAMENTE AMPIA, GRAZIE ALLA COMBINAZIONE DI TRE TIPI DI ANTA: CIECA, INTELAIATA O IN VETRO. DUE TIPI DI MOVIMENTO: BATTENTE O SCORREVOLE. DUE ALTEZZE: STANDARD 220 O ALTA 270. ULTERIORI POSSIBILITÀ DI ELEMENTI SU MISURA.



TWO SLIDING DOORS



DIVA

SLIDING DOOR WITH EXTERNAL BINARY. THE DOOR VALUE IS ESPECIALLY GIVEN BY THE IMPORTANT HEIGHT AND THE SLIDING MECHANISM WITH CLUTCH. IT CAN BE MOUNTED ON WALLS, MOVEABLE WALLS OR PLASTERBOARD WALLS. MAX DIMENSIONS: L 100 H 280 CM. FINISHES: BIRCH, GREY, LIGHT OAK, WHITE OR, ON DEMAND, IN OTHER FINISHES.



DIVA GLASS

TRANSPARENT GLASS DOOR 1 CM DEPTH, AVAILABLE ALSO IN GLAZED GLASS.




WIZ

SLIDING DOOR WITH HIDDEN BINARY. AS FOR **DIVA** DOOR, THE **WIZ** DOOR IS REALIZED ON CLIENT MEASUREMENTS, WITH A MAX HEIGHT OF 280 CM, IN TRANSPARENT OR GLAZED GLASS, OR IN LAMINATED WOODEN PANEL. AVAILABLE IN STANDARD FINISHES (THE SAME OF MOVEABLE WALLS) AND IN 26 ON DEMAND COLORS.

TAURUS SURFACES

STANDARD FINISHES

PROFILI E TELAI VETRATI

NATURAL
ALUMINUM
RAL 9006ELETTROCOLORE
NERO
RAL 9017WHITE
RAL 9010


PANNELLI E PORTE



BIRCH



WHITE



GREY



OAK

FROSTED
GLASSVETRO
ACIDATO

ON DEMAND FINISHES



On demand finishes can be realized with matte or shiny surface, available in a lot of colors. The doors can be realized also with lacquered colors, matte or shiny, in all RAL finishes.

N.B.: On demand color sketch can be modified, for availability reasons.

DOORS AND BACKS

SUPREME WHITE
U11209SUPREME WHITE
U11209 HG
LUCIDO + FILMSPAN WHITE
W10140LIGHT GREY
U12188METALLIC GREY
F70015GREY
U12231METALLIC
ANTHRACITE F70014BLACK
U12007BLACK U12007 HG
LUCIDO + FILMRED
U17005RUBY RED
U17008BLUE
U18059CRYSTAL BLUE
U18003LIMON GREEN
U630ORANGE
U16010LINEED OAK
R20095DARK OAK
R20064WENGÈ
R20158BROWN
U16182WALNUT
R30019

CERTIFICATIONS


MOVEABLE WALL TAURUS HAS A GOOD ACOUSTIC RESULT, WITH LABORATORY CERTIFICATIONS. ALL THE PANELS ARE HOOKED TO UPRIGHTS, EQUIPPED WITH PVC DOUBLE SEALS, SO THAT THEY FIT EXACTLY TOGETHER. CONTACT POINTS WITH FLOOR AND CEILING ARE CLOSED WITH APPPOSITE SEALS, AND, INSIDE THE MOVEABLE WALL, THERE ARE SOME STONE WOOL PANELS. WITH ALL THESE MEASURES, THE WALL REACH VERY HIGH ACOUSTIC LEVELS, EVEN WITH DOORS. HIGH QUALITY MATERIALS ALLOWS MOVEABLE WALL TO HAVE FIRE PROOF OF 45 MINUTES. CERTIFICATIONS ARE ALWAYS UPDATED TO NEW LAWS.

SONO CONSULTABILI SUL NOSTRO SITO:
www.centrufficio.it

TAURUS

A C O U S T I C

FIRE PROOF CERTIFICATION



ACOUSTIC CERTIFICATION



TAURUS WALL IS PROJECTED SO THAT IT CAN HOST ALSO SCREENBALL ACOUSTIC PANELS: SOUND-ABSORBENT, ELEGANT AND WITH HIGH ACOUSTIC PERFORMANCES.

DEDALO

LOW

**MOVEABLE
LOW WALL**

**BASEBOARD
AND GLASS FRAME**



ALUMINUM
RAL 9006

STANDARD FINISHES

PANELS



BIRCH



GREY



TRANSPARENT
GLASS

ON DEMAND FINISHES


PANELS



FIRE-PROOF FABRIC
BLUE 172



GLAZED
GLASS



SCREENBALL
(Acoustic panel)

RIGHT SOLUTION TO GIVE PRIVACY TO WORKSPACES, AND, IN THE MEANTIME, TO HAVE A ELECTRIFIABLE WALL. ACOUSTIC RESULTS CAN BE HIGHER USING ACOUSTIC PANELS.



NEW ICARO

**MOVEABLE
LOW WALL**



STRONG, ECLECTIC
AND LOW-COST WALL,
NEW ICARO IS USED
FOR OPERATIVE SPACES,
SUCH AS WAREHOUSES
OFFICES OR INDUSTRIAL
SPACES.

NEW ICARO FINISHES

STANDARD FINISHES

FRAME



ALUMINUM
RAL 9006

ON DEMAND FINISHES

FRAME



BLACK
RAL 9017



WHITE
RAL 9010



PANELS



BIRCH



GREY



GREY



TRANSPARENT
GLASS



GLAZED
GLASS

WALL PROJECTED TO DIVIDE
OPERATIVE SPACES,
LOW-COST AND SIMPLE.
IT HAS A VERY STRONG ALUMINUM
FRAME, AND GLASS OR WOODEN
PANELS FINISHES.
TOTAL DEPTH 4 CM.



WALL COVERINGS

A photograph of a modern hallway. The walls are covered in light-colored wood-grain panels. On the left, there is a dark door with a blue '02' sign above it. To the right, a framed artwork is mounted on the wall. The floor is made of light-colored tiles. The ceiling has recessed lighting.

WALL COVERING IS AN ELEGANT SOLUTION, USED FOR ESTHETICAL REASONS OR FOR TECHNICAL: FOR EXAMPLE, TO COVER PIPES OR RUINED WALLS. THEY ARE REALIZED USING THE SAME **TAURUS** FRAME. IN SOME CASES, THEY CAN BE EQUIPPED ALSO WITH SHELVES.



02







WALL COVERING
EQUIPPED
WITH SHELVES.

MANOEUVRABLE AND COMPRESSING WALL

ACOUSTIC MANOEUVRABLE WALLS,
MADE OF INDEPENDENT ELEMENTS,
THAT CAN BE MOVED ONE BY ONE.
THE WALL SLIDES ON CEILING
BINARIES, WITHOUT ANY FLOOR
ELEMENTS.

BINARY ARE REALIZED IN ALUMINUM,
20 MICRON DEPTH.

ACOUSTIC INDEX FROM RW 35 DB TO
RW 58 DB. SURFACES REALIZED IN
LAMINATE CPL IN WHITE, GREY
AND IVORY.

WALL DEPTH FROM 7 TO 10,6 CM.





MANOEUVRABLE PANELS IN CLOSED POSITION.



MANOEUVRABLE PANELS IN DEMI-OPEN POSITION.





Santander

MANOEVRABLE AND COMPRESSING WALL





A brand of:

CENTRUFFICIO LORETO SP.A.

MEADQUARTER:

20093 COLOGNO MONZESE (MI) - VIA DORIA,19 - TEL. 02.253771 - FAX 02.2542100
REGISTERED OFFICE: 20124 MILANO - ITALY - VIALE ANDREA DORIA, 17
SHARE CAPITAL € 14.008.000 - MILAN CHAMBER OF COMMERCE: N. 08312370151 DEL 19.2.96
PARTITA IVA 00902270966 - CODICE FISCALE 08312370151 - REA 1215041 DEL 20.5.86

ESTABLISHMENTS:

MOTTA DI LIVENZA (TREVISO) - IT
MOMBAROCCIO (PESARO-URBINO) - IT
FRANCENIGO DI GAIARINE (TREVISO) - IT



www.cufmilano.com

EXPORT MANAGER

r.spano@cufmilano.com

NOTICES

- 1** All articles in this catalogue are intended to be offered for their entire period of validity, i.e. from 15/05/2016 until the next reprinting, with the details indicated below and subject to possible printing errors.
- 2** The characteristics of the products indicated herein are understood to be subject to their actual availability, without prejudice to any event of force majeure and any change due to a significant variation in production, purchase, transport and assembly costs.
- 3** Data relating to colours, dimensions and construction details may be subject to change.
- 4** The samples of colours and finishes are subject to variations due to exhaustion, replenishment and updating of finishes.
- 5** The printing process of the catalogue may alter and thus modify the colours and other aesthetic characteristics of the presented articles and colour samples.
- 6** See enclosed sheet "corrigenda".
- 7** Il processo di stampa del catalogo potrebbe alterare e quindi modificare i colori e altre caratteristiche estetiche degli articoli presentati e del campionario colori.
- 8** To report any errors, please contact:
rosynatale@centrufficio.it

© COPYRIGHT
CENTRUFFICIO LORETO S.p.A.
COLOGNO MONZESE (MI) - ITALY

CUF

MILANO

OFFICE FURNITURE  SINCE 1986

www.cufmilano.com

r.spano@cufmilano.com