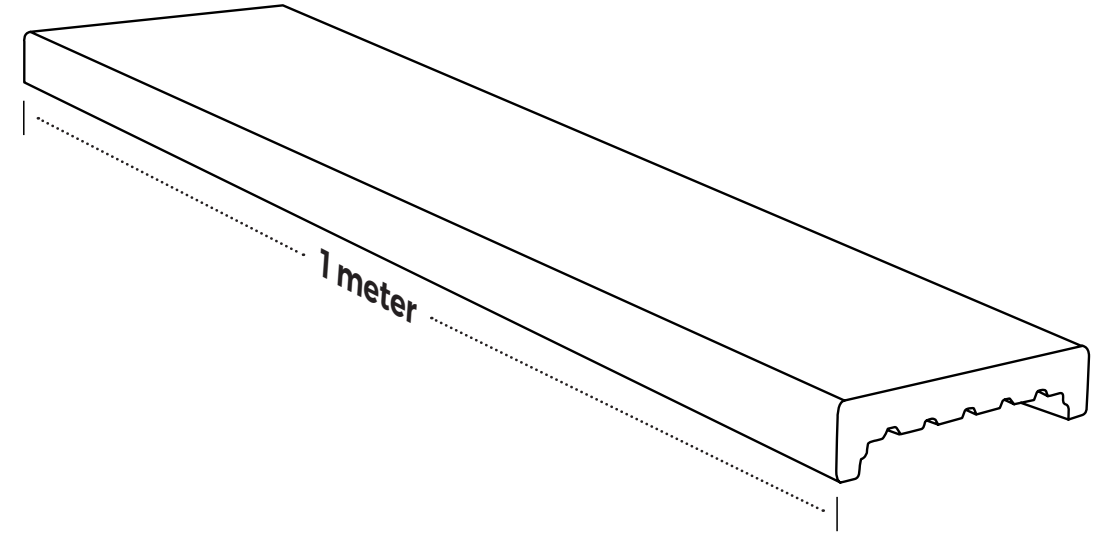



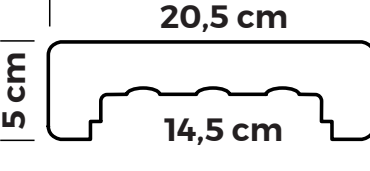
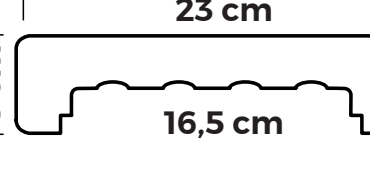
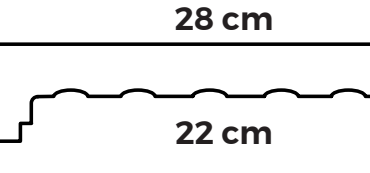
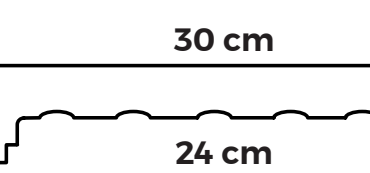
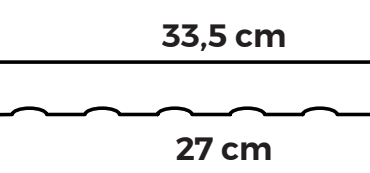
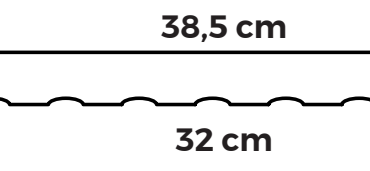
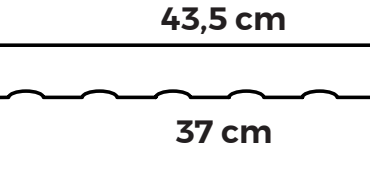
TECHNICAL SHEET



WALL COPING UNICO EVOLUTION



WALL COPING lenght cm 100 in cement supersmoothed coloured and WATER REPELLENT

CODE	INT. MEA Cm	Weight Kg	Pallet		COLOURS AVAILABLE				
			ML	Pz	LIGHT GREY	RED	WHITE	YELLOW	LIGHT SALMON
 CMU-EV/01	11,5	15,0	76	76	√	√	√	√	√
 CMU-EV/08	14,5	16,2	76	76	√	√	√	√	√
 CMU-EV/02	16,5	18,1	76	76	√	√	√	√	√
 CMU-EV/03	22	20,6	57	57	√	√	√	√	√
 CMU-EV/06	24	22,5	57	57	√	√	√	√	√
 CMU-EV/04	27	25,5	57	57	√	√	√	√	√
 CMU-EV/05	32	28,3	38	38	√	√	√	√	√
 CMU-EV/07	37	31,1	38	38	√	√	√	√	√

1 piece per ML

TECHNICAL SHEET



HEADBOARD








HEADBOARD length external measure cm 25 in cement supersmoothed coloured and water repellent								
ARTICLE	INT. MEA. Cm	Weight per piece Kg	Pallet Pcs.	COLOURS AVAILABLE				
				LIGHT GREY	RED	WHITE	YELOW	LIGHT SALMON
CMU-EV/T/01	11,5x22	3,4	60	√	√	√	√	√
CMU-EV/T/08	14,5x22	4,0	60	√	√	√	√	√
CMU-EV/T/02	16,5x22	4,3	60	√	√	√	√	√
CMU-EV/T/03	22x22	5,3	60	√	√	√	√	√
CMU-EV/T/06	24x22	5,7	60	√	√	√	√	√
CMU-EV/T/04	27x22	6,3	60	√	√	√	√	√
CMU-EV/T/05	32x22	7,3	60	√	√	√	√	√
CMU-EV/T/07	37x22	8,3	60	√	√	√	√	√

TECHNICAL SHEET



CAP in cement supersmoothed coloured and water repellent

ARTICLE	INT. MEA. Cm	Weight per piece Kg	Pallet Pcs.	COLOURS AVAILABLE				
				LIGHT GREY	RED	WHITE	YELOW	LIGHT SALMON
								
CMU-EV/CP/01	27x27	8,8	60	√	√	√	√	√
CMU-EV/CP/02	32x32	9,8	60	√	√	√	√	√
CMU-EV/CP/03	37x37	10,8	60	√	√	√	√	√