

MADE IN ITALY



Rebecca is designed according to safety and health requirements compliant with the UNI EN81-40 2021/CE standard.



# Rebecca SLIM

The smallest inclined  
platform lift of

**ENOK**  
Up to eQuality

# THE NEW REBECCA

REBECCA SLIM is ENOK's newest platform stairlift, crafted to enhance safety and accessibility in any architectural setting. Engineered with precision, it combines elegance and reliability to meet diverse needs effortlessly.



- ☑ Featuring a slender and sophisticated profile, **REBECCA SLIM** is perfectly suited for fitting into narrow or constrained areas.
- ☑ Able to manage steep slopes and both internal / external curves of the staircase, it ensures an optimal fit for any environment.
- ☑ The system features a **machine body** with a platform designed to handle both constant and variable inclines, as well as straight and curved paths. With **customizable platform sizes**, it can make nearly any building accessible.
- ☑ The **dual tubular stainless steel system**, which functions as both a **handrail and guide**, allows the stairlift to effortlessly navigate *all types of staircases, including spiral ones, while ensuring optimal safety.*
- ☑ The **REBECCA SLIM** folds away when not in use, freeing up space for ambulant users. Add a fold down seat (optional) for a versatile access solution, and customise colours to match your building.

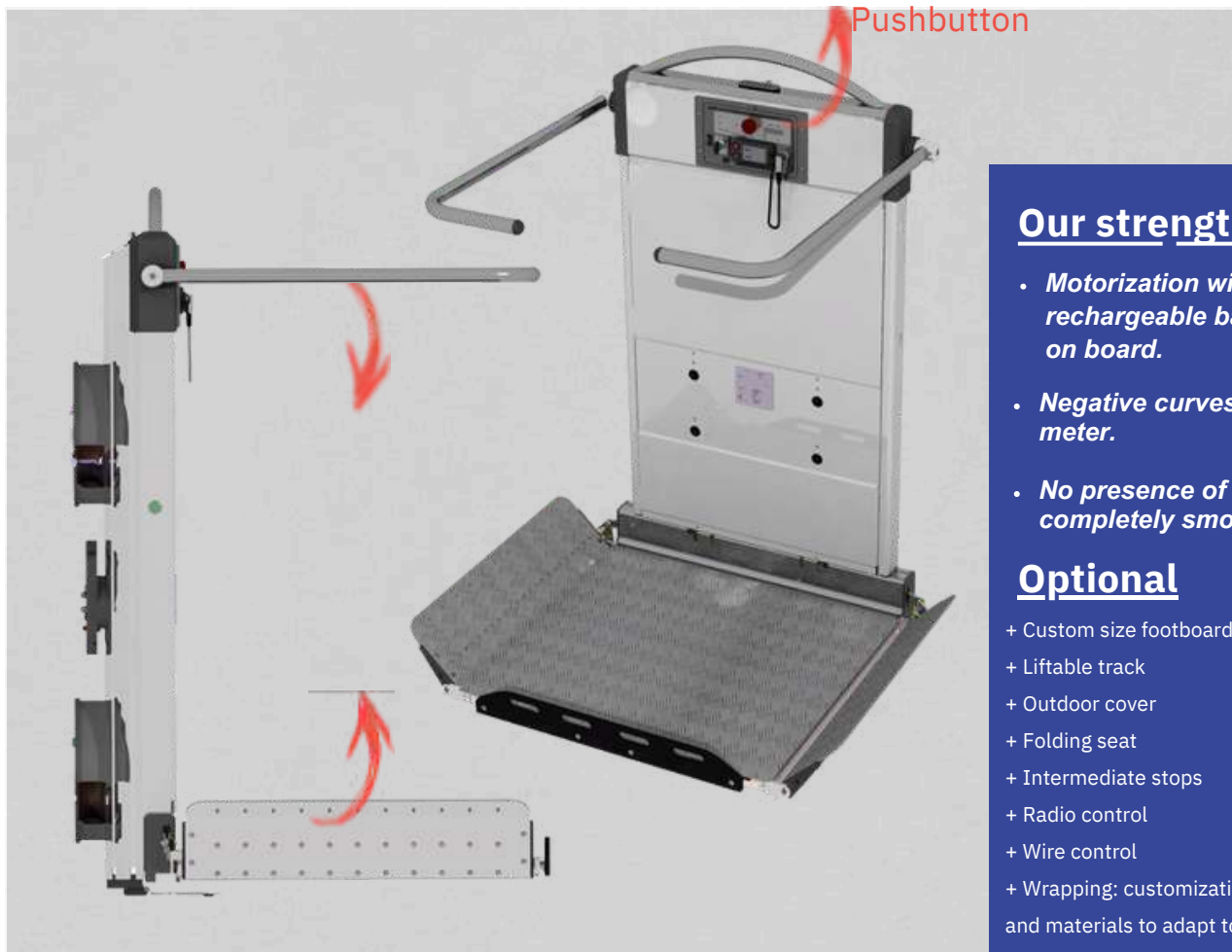


## Safety and Comfort: The ENOK Traction System

At ENOK, we use the **traction drive system** in our stairlifts for its superior reliability and smooth performance. Unlike traditional gear or belt drives, which depend on teeth or grooves, the traction drive relies on frictional contact between surfaces, reducing wear and maintenance. Our choice ensures enhanced safety and comfort for users.

### Devices:

- AISI 304 stainless steel track (optional AISI 316)
- 24V battery power supply with charger
- Smooth start/stop and speed reduction when cornering
- Fully automatic version



## Our strengths

- *Motorization with battery rechargeable batteries located on board.*
- *Negative curves with radius 1 meter.*
- *No presence of holes, teeth, completely smooth guide.*

## Optional

- + Custom size footboard
- + Liftable track
- + Outdoor cover
- + Folding seat
- + Intermediate stops
- + Radio control
- + Wire control
- + Wrapping: customization in various colors and materials to adapt to the decor of your home.

### Rebecca SLIM stairlift for straight and curved stairs

Thanks to its small size and the track made entirely to measure, it is able to enter the narrowest and most cramped spaces by tackling straight and/or curved paths. The multiple fixing solutions, through the use of supports and pillars or additional anchoring elements, guarantee a solid hold and therefore greater safety.



Fig.2

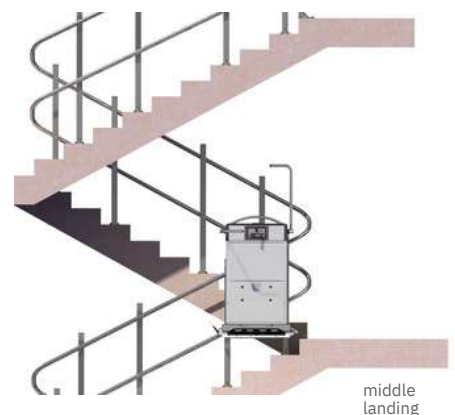
\*For further technical information, please feel free to contact one of our highly qualified technical sales consultants.

Fig.1



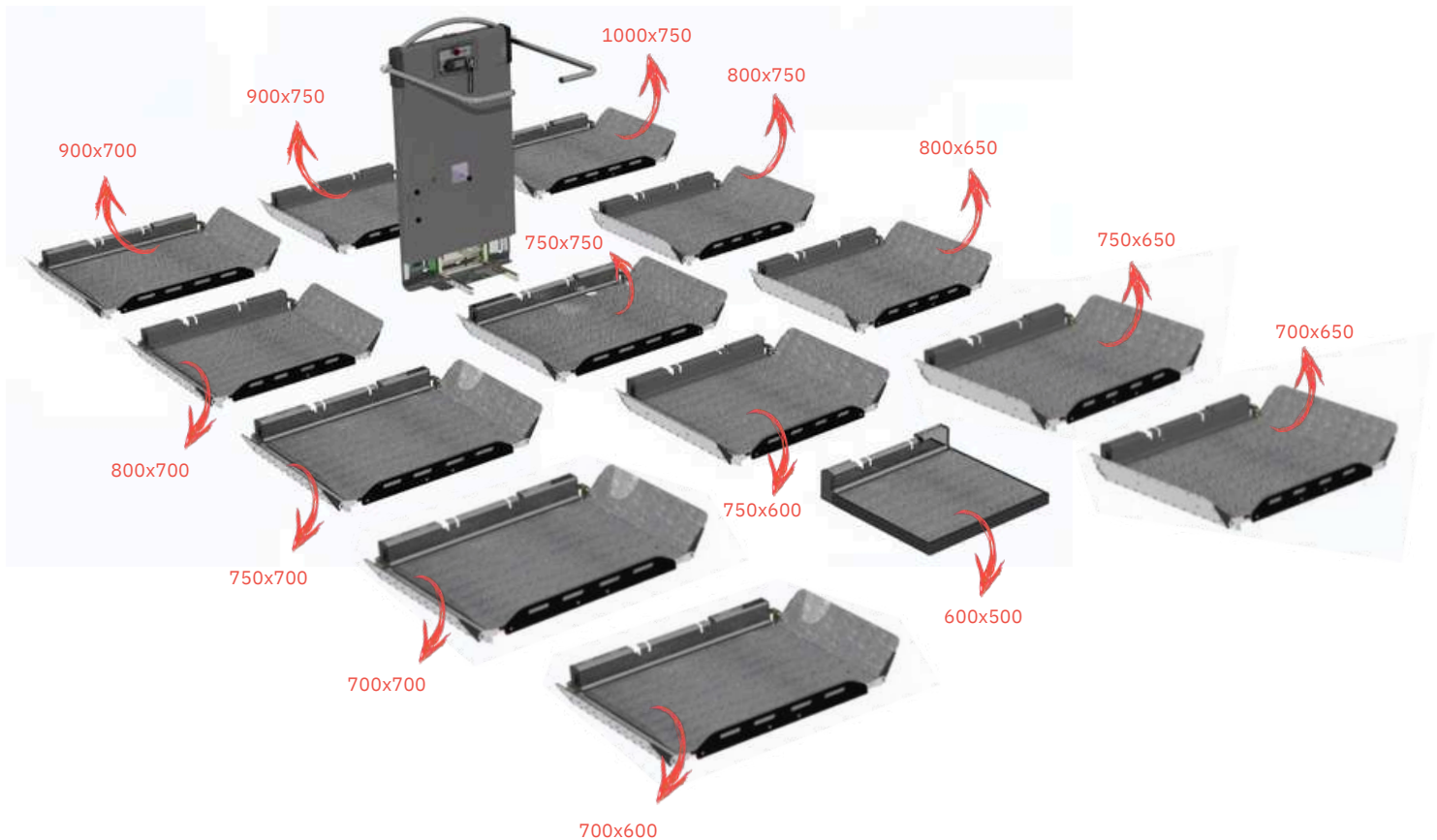
Rebecca SLIM, in addition to the classic departure and arrival stops (fig.1 and fig.2), is able to satisfy individual needs, making intermediate stops in which the machine will be able to recharge (fig.3).

Fig.3





# Customizable Staircase Solutions: 14 Loading Platform Sizes Available

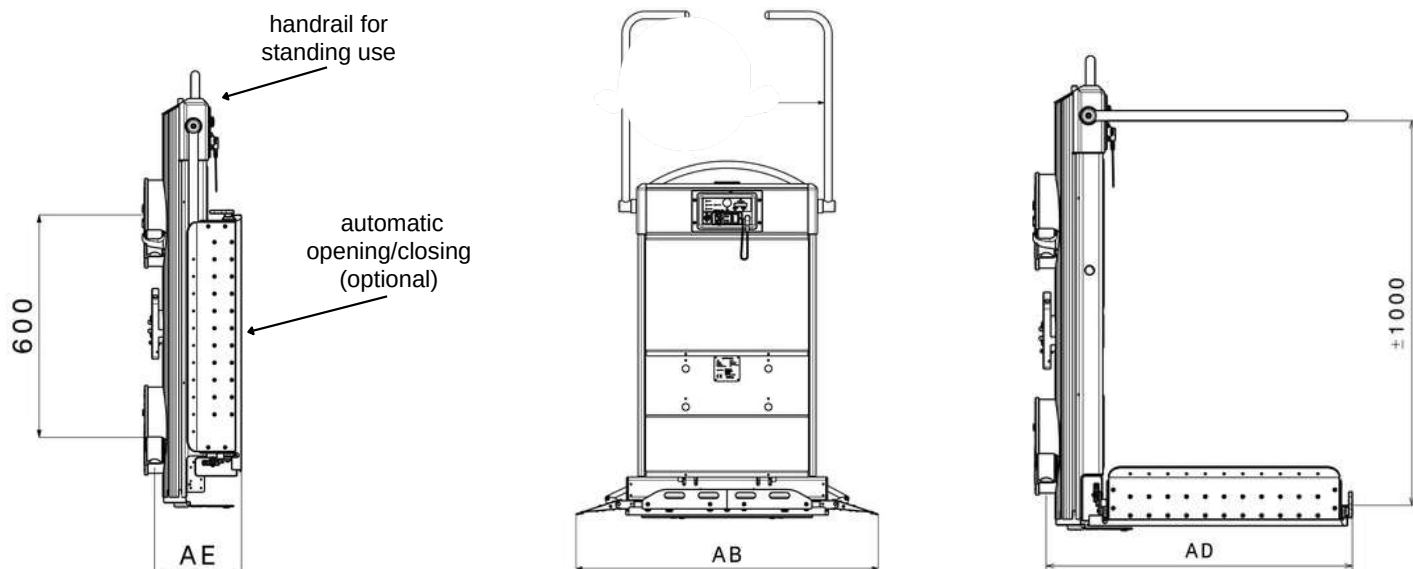


Loading platforms	MEASURES CORRESPONDING TO THE MINIMUM WIDTH REQUIRED FOR THE LOADING LEVEL, IN RELATION TO THE MOST SUITABLE TYPE OF FIXING.					
	P.60/S.30	P.60/S.10	P.30/S.30	P.30/S.10	S.30	S.10
600X500	910	890	880	860	850	830
700X600	1045	1025	1015	995	985	965
700X650	1095	1075	1065	1045	1035	1015
700X700	1145	1125	1115	1095	1085	1065
750X600	1060	1040	1030	1010	1000	980
750X650	1110	1090	1080	1060	1050	1030
750X700	1160	1140	1130	1110	1100	1080
750X750	1210	1190	1180	1160	1150	1130
800X650	1115	1095	1085	1065	1055	1035
800X700	1165	1145	1135	1115	1105	1085
800X750	1215	1195	1185	1165	1155	1135
900X700	1185	1165	1155	1135	1125	1105
900X750	1235	1215	1205	1185	1175	1155
1000X750	1255	1235	1225	1205	1195	1175

**P.=Pillar**  
**S.=Support**

For further technical information, please feel free to contact one of our highly qualified technical sales consultants.

## TECHNICAL SPECIFICATIONS OF THE REBECCA SLIM



Platform Size	600X500	700X600	700x650	700X700	750X650	750x700	750x750	900x700	900x750	1000x750
[AB] Total platform width	600	1065	1065	1065	1115	1115	1115	1265	1265	1365
[AD] Machine dimensions when open	665	760	810	860	810	860	910	860	910	910
[AE] Machine dimensions when closed	250	250	250	250	250	250	250	250	250	250

<b>Technical specifications</b>	<b>Capacity</b>	230kg
	<b>stairs types</b>	Suitable for all types of stairs, both straight and curved, indoor and outdoor use
	<b>Speed</b>	max 15cm/s
	<b>Traction</b>	Adhesion group on the rails, controlled by an on-board motor. (Traction Drive)
	<b>Dimensions</b>	14 loading platform sizes
	<b>Stair angle</b>	From -13, to +50°
	<b>Safety device</b>	Safety device in case of obstacles. Safety device in case of unexpected speed increase.
	<b>Platform floding</b>	Automatic / Manual (optional)
	<b>Power / Supply</b>	Low voltage , 24V
	<b>Battery charging</b>	Automatic at parking



\*For further information you can contact directly via:

+39 091 843 2602

[www.enoksrl.com](http://www.enoksrl.com)

[vendite@enoksrl.com](mailto:vendite@enoksrl.com)

Ss 113 Km 249.15 - 90011 - Bagheria (PA)