





## SEED-ON Manual single row planter




Manual single-seed drill for vegetable garden or open field, very easy to use. The seed plate positioned on the bottom of the seed hopper, is simply operated by lifting and lowering the seed drill with its handle.







CODE	 n°	 kg	 L			
				A	B	C
22500001	1	1,9	0,8	230	860	150

## ZFS Single row manual planter

The ZFS is a single row mechanical planter equipped with a metering unit that can handle seeds of various sizes and place them at different spacings according to needs. The metering unit drive, is given directly by the double disc couler with which the planting unit is equipped. Each planting unit can also be equipped with a granular fertilizer hopper. The ZFS can be fitted to a motocultivator or motorhoe in one or two rows version, with the relevant linkage device.









CODE	 n°	 kg	 semi spandi				
					A	B	C
22050001	1	15	8	-	490	710	350
22060001	1	20	8	11	630	710	350

## ZFM Single seed planter multi-rows









The ZFM is a mechanical single seed planter suitable for small tractors. It can be supplied in different versions, from 2 to 6 rows. The ZFM can handle seeds of various sizes and place them at different spacings depending on the seed plate used. The metering unit drive, is given directly by the double disc couler with which the planting unit is equipped.

### Basic version

CODE	 n°	 cm	 kw hp		 base ferti		 seed ferti				
									A	B	C
2207.752	2	40-75	22	30	130	-	2x8	-	1200	1170	1500
2207.753	3	40-75	30	40	200	-	3x8	-	2200	1170	1500
2207.754	4	40-75	45	60	290	-	4x8	-	2420	1170	1500
2207.756	6	40-75	60	80	380	-	6x8	-	4000	1170	1500

### Version with fertilizer

CODE	 n°	 cm	 kw hp		 base ferti		 seed ferti				
									A	B	C
2208.752	2	40-75	22	30	130	200	2x8	200	1200	1170	1500
2208.753	3	40-75	30	40	200	270	3x8	380	2200	1170	1500
2208.754	4	40-75	45	60	290	360	4x8	380	2420	1170	1500
2208.756	6	40-75	60	80	380	460	6x8	480	4000	1170	1500