


BQ-DL55X2

Restaurant Piazza del Popolo - Roma



When the ledge of DL55 is not enough, double arms allow to reach 650 cm. Each detail of this type of installation is designed to project, with special and structural checks to distribute the weigh among the wall supports. For safety reasons, the components are almost entirely made of galvanized steel, except for the tensioning arms and the front bar. Supports are equipped with a special seat for housing arms.

TECHNICAL CHARACTERISTICS

Frame colours

- White - RAL 9010
- Ivory - RAL 1013
- Grey - RAL 9006

Other colours on request

Specifications

- Square bar galvanized steel
- Ledge max. 575 cm
- Arm supports in extruded aluminium profiles
- Double arms
- Special seat for arms

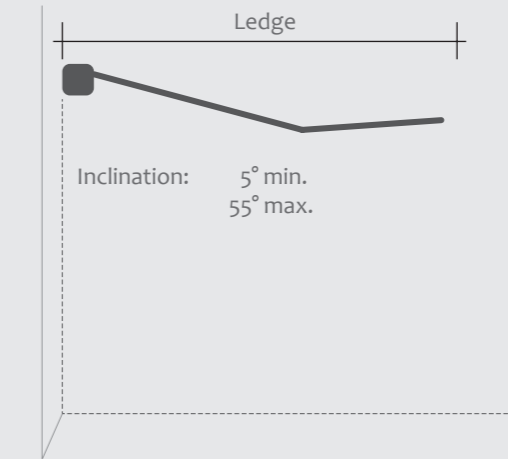
Wind class

- UNI EN 13561: Class 2

Volant

Standard type B (straight)
other deisgn available

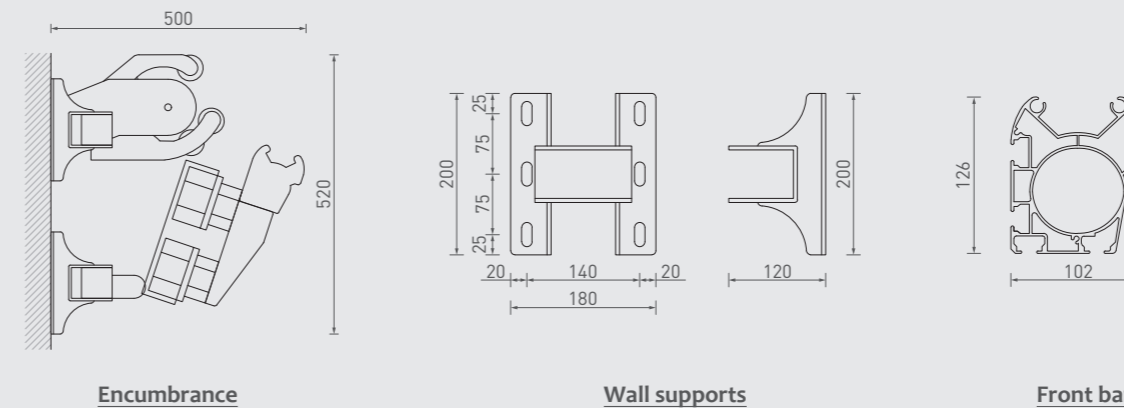
INCLINATION



DIMENSIONS

Ledge	Minimun wide (cm)				
	2 arms	3 arms	4 arms	5 arms	6 arms
400	486	710	934	1158	1382
425	510	746	982	1218	1454
450	536	785	1034	1283	1532
475	562	824	1086	1348	1610
500	586	860	1134	1408	1682
525	612	899	1186	1473	1760
550	636	935	1234	1533	1832
575	662	974	1286	1598	1910
600	686	1010	1334	1658	1982
625	712	1049	1386	1723	2060
650	736	1085	1434	1783	2132

STRUCTURE ENCUMBRANCE and SUPPORTS



SUPPLY and INSTALLATION

