


## ANNEX 3

Examples of materials with photos by reference for the M - N Meeting Rooms:



## THE OTHER STUFF

### Dimensions

- Height: Custom up to 128"
- Width: Custom up to 98" per sliding frame
- Depth: Wall .75" / Track 1.31" per length

### Design Features

- Overhead track included
- Floor guide available
- Frame finishes: Satin Aluminum, Glossy White, Matte Black and custom
- No standard sizes, all glide installations are custom and made-to-order

### Environmental Features

- Frame made from up to 75% recycled content
- Frame is 100% recyclable
- Panel options meet indoor air quality standards
- VOC free anodized frame finish



## ELASTICITY ISN'T JUST FOR SUPERHEROES

Gliding partitions make office spaces more flexible, adaptable, and yes... elastic. This is just one of many ways you can eliminate office distractions. Very few openings are the same. Nearly every Glide we sell is custom in some way. So go ahead, throw your crazy requirements at us and we'll do everything in our power to deliver.

## MOVABLE WALLS

### SINGLE PANEL

Single panel systems provide the ultimate in versatility and flexibility along with offering multiple room setups, changes in the location of pass doors and work surfaces, and remote storage.

- Solves complex layout challenges.
- Satisfies high ceiling requirements with custom engineered panels up to 30-feet high.
- Accommodates wide variations in floor conditions.
- Simplifies setup and storage with the use of the Smart Track™ suspension system.
- Often used in conference, multi-purpose, hospitality, and convention facilities.

### PAIRED PANEL

Available in top-supported or floor-supported configurations, the center-hung, paired panels are perfect for straight-line openings and offer quick, easy setup.

- Hinged together in groups of two, facilitating quick, easy setup.
- No auxiliary storage track or support required.
- Economical overhead support of straight-line track.
- Smooth operation.
- SOSS® Invisible Hinges or Heavy Duty Barrel Hinges (lifetime guarantee).
- Simple automatic bottom seals for efficient operation.
- Suited for applications that require exceptional durability, acoustic control, and frequent use.
- Panels are designed to be stored at either or both ends of an opening.
- Frequently used to divide classrooms, meeting rooms, or office spaces.

### CONTINUOUSLY HINGED

Continuously hinged panels are connected together in a train, extending as one complete unit. Electrically operated for straightline openings and simple operation.

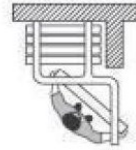
- Setup is quick and effortless.
- Bottom seals are set automatically when the partition is fully extended.
- SOSS® Invisible Hinges or Heavy Duty Barrel Hinges (lifetime guarantee).
- Keyed switches prevent unauthorized operation and integrated safety systems insure safe operation for electric partitions.
- Electrically operated partitions are frequently used in school gyms, classrooms, hotels, and board rooms.





## SINGLE PANEL PARTITIONS OFFER THE GREATEST VERSATILITY FOR SPACE DIVISION NEEDS.

For the largest openings, storage in remote pockets, and in complex partition layouts, the single panel is the operable partition of choice.



### ADVANTAGES

- Solves complex layout challenges.
- Satisfies high ceiling requirements with custom engineered panels up to 30-feet high.
- One piece panels are available in heights up to 30-feet.
- Simplifies setup and storage with the use of the Smart Track suspension system.
- Accommodates wide variations in floor conditions.

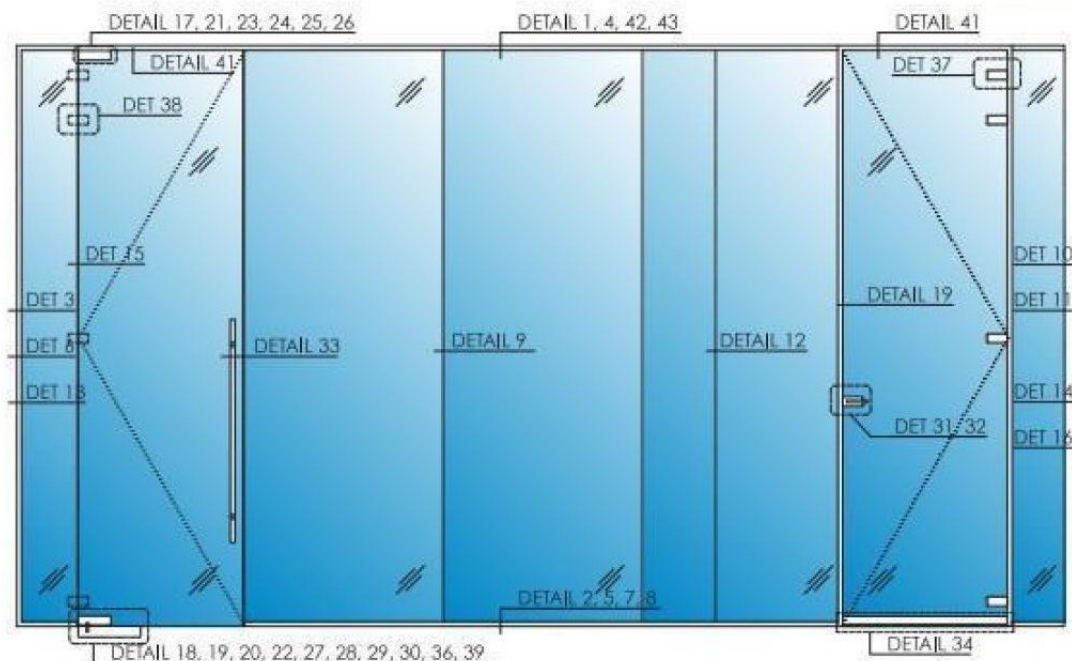


SINGLE PANEL MODEL	931	911
Nominal Panel Thickness	3-inch	3-inch
Operation	Manual	Manual Fire Rated
Frame	Roll Formed & Welded 16-gage Steel	Roll Formed & Welded 16-gage Steel
Skin/Face Options	Gypsum, Gypsum w/Steel Face, MR Board, MDF Board, Steel*	Steel
Finish Options	Vinyl, Heavy Duty Vinyl, Carpet, Fabric, Customer's Own Material*, Full Height Marker/Tack Board, Plastic Laminate, Wood Veneer, Uncovered	Vinyl, Heavy Duty Vinyl, Carpet, Fabric, Customer's Own Material*, Full Height Marker/Tack Board, Uncovered
Maximum Width	Unlimited	Unlimited
Maximum Height*	30-feet	30-feet
STC	28, 41, 47, 50, 52*	45, 50, 52
Hanging Weight (STC-dependent)	6 to 11 lb/sq ft	8 to 11 lb/sq ft

\* Custom-engineered solutions available beyond maximum height | \* Customer's Own Material - must be approved by factory

\* Consult your local Modernfold distributor for custom options including finishes, cutouts, and alternative platforms for pocket space restraints.

## Acoustic Single Glazed Partition System



Acoustic Single Glazed Partition Systems are an aesthetically superior alternative to solid walls and a premium choice for organizing and dividing interior commercial spaces. Some features include: full height floor to ceiling applications, faceted or curved configuration options, custom graphics and textures, dry jointed glazed installation (no adhesives), 2-part glazing sections and fully demountable.

Maximum Glazing Panel Width: 60" max. (custom widths available upon request)

Maximum Glazing Panel Height: Full height up to 12 feet

Glazing Available: 3/8" Clear tempered, 7/16" Clear laminated, 1/2" Clear tempered, 9/16" Clear laminated; Lunar™ Smart Glass privacy glazing, 3/4" glazing is available

Available Glazing Types: Clear Tempered, Low Iron, Laminated, Lunar™ Smart Glass

Standard Frame Finishes Available: Standard RAL 9006 (Polyester powder coated finish) and Clear Anodized. Custom Color Powder Coating Available

STC Rating: 35

Door Options: Pivot Frameless Glass Swing Door, Cloud Assisted Sliding Doors, Barn Sliding Glass Doors, Timber Swing Doors, Double Glazed Acoustic Swing Doors, Hinged Glass Swing Doors

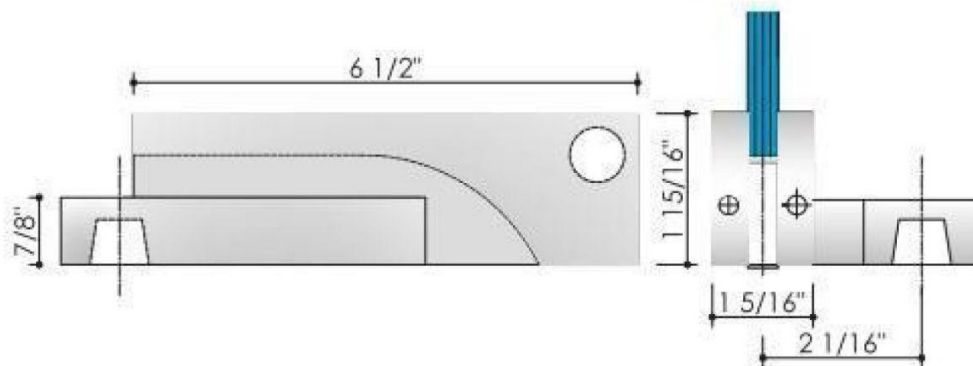
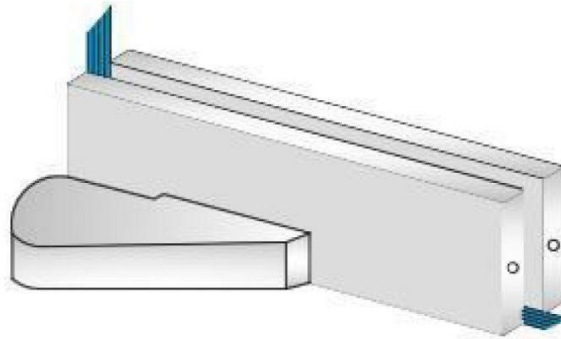
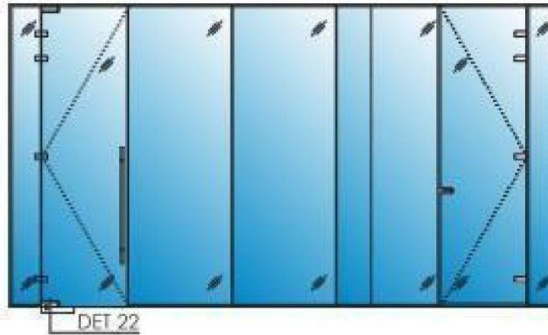
LEED 2009 (v3) Contributions: MRC3, MRC4, MRC5, MRC7, EQc4.2, EQc8.1 and EQc8.2

LEED (v4) Contributions: MRC1, MRC3, MRC4, MRC8, EQc2, EQc7 and EQc8

## Acoustic Single Glazed Partition System

### Bottom Offset Patch Fitting

All Glass Openings



Hardware Characteristics  
Maximum Door Width: 42"  
Maximum Door Height: 102"  
Maximum Door Weight: 194 lbs

Finishes Available: Aluminum silver anodized (101), Aluminum similar satin stainless steel (107), Brass polished chrome (501), Brass polished (503)

For versatility and durability, Modernfold's Soundmaster offers a broad range of vinyl, carpet, and fabric choices to complement any room decor. Its steel sound liner and three-ply top and bottom sweeps provide moderate speech privacy.



Modernfold accordion doors and partitions are the industry standard. With their durability, replaceable outer

coverings and easy operation, they are designed to give you many years of easy and trouble free operation.

