



From the land of musicians truly musical equipment !



Fraschini theater in Pavia city, Lombardy, Italy

Recreating reality



Our only objective is to be able to recreate the emotion and perfect realism of true, live music, back in your living room.

“Mittleuropean” music class



- For over thirtyfive years we have dedicated our minds and souls to the design and manufacturing of superior quality audio products for those who can feel the deep, inner emotion of true musical performance.
- Tube/valve class "A" preamplifier with parallel shunt power supply – Lector-audio original design
- hybrid tube+mosfet power amplifier direct coupled stage
- hybrid tube+mosfet integrated amplifier
- Tube/valve CD-player and digital to analog converter
- CD-player - transport /high resolution DAC
- Our products belong to a class of their own


Musicality first mission



2004
"Golden ear"
award

CDP-707 analog music from digital technology

Our key ingredients: sound, music and technology




Lector-audio has been pioneering the invention
of tube+mosfet Hybrid Technology.

Genuine real tube/valve
cd player & DAC
with no solid state devices
from dac to output !



All our products are entirely handcrafted.
They are designed and produced in Italy.
Since 1982.

Why vacuum tubes instead of silicon?



We need a bit of a technical explanation, unfortunately:

- Tubes work with second order harmonics which sound “nice” to human ears
- Semiconductors tend to generate third order harmonics which sound “out of tune” to sensible ears....

Broad portfolio with unparalleled performance



Tube-mosfet integrated amplifier

Real tube stereo preamplifier

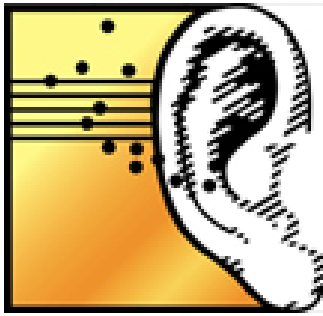
Real tube cd-player

Real tube digital analog converter

Tube-mosfet power amplifier

Cd-player transport hi-resolution





The Absolute Sound
CDP - 7
Golden Ear 2004



The Absolute Sound
Digidrive & DigiCode



HVT Nederland

CDP - 7



COMPACT DISC PLAYER

LECTOR
CDP 7 TL

Soft, pleasant sound at the outlet.
The Italian design and advanced transport mechanism.
Bravo!

Compendium!!!
Wojciech Pacuła
Editor-in-chief

www.highfidelity.pl



High Fidelity Poland

CDP - 7



Haute Fidelité France

The Phono Amp System



Hi-Fi News UK
The Phono Amp System



Hi-Fi News UK

CDP - 06 cd player



Soundstage USA

CDP - 7



Image Hi-Fi Germany

ZOR line preamplifier

From land of musician truly hi quality sound equipment



ZAX-70

**70 watt x 8 ohm
per channel**

**100 watt x 4 ohm
per channel**

**All transistors
Circuit design**

No opamp on signal path!

- **Rounded corner improve rigidity and body resonances**
- **New delrin resin knobs
Antistatics effect**
- **Led on volume knob**
- **Rounded audio line with
CDP-603 and Digitube S-192**





CDP-603 & ZAX-70

With new remote control handset



Digitube S-192

D to A convertor @ 384 Khz
Spdif/aes-ebu/toslink/USB hi resolution as DXD file @ 352 Khz

**Hi-Current output integrated amplifier
Z A X - 7 0**



New rounded shape for all new design solid state integrated amplifier !

Tecnology meet desing based on new case for better rigidity and mechanical vibration control :

- ⇒ All transistors design circuit (no ic on signal path)
- ⇒ Hi-current circuit by bipolar transistors as 12 amp output peak
- ⇒ Only one capacitor on signal path as hi quality film (no electrolytics on signal path)
- ⇒ No current output limitation circuits
- ⇒ Design meet very low impedance module loudspeakers output stage
- ⇒ Volume remote controller (alps blue velvet)
- ⇒ Blue led on volume knob
- ⇒ Special machined anti-statics knob
- ⇒ Passive output volume control for active subwoofer or headphones amplifier
- ⇒ No any mechanical vibration from power transformer , new technology design
- ⇒ Controlled vibration chassis design

POWER OUTPUT @ 8 OHM	70 W RMS per Channel
DAMPING @ 100 Hz	better than 100
Frequency Response - 1.5 db @ max.power	10-50 KHz
Sensibility for all inputs line	200 mV
Voltage output tape recorder	150 mV
Total Distorsion THD	Better than 0.1%
Signal to noise ratio	Better than 100 db
Input line impedance	50 Kohm / 220 pF
Power supply and power consumption	110/220 vac 190 W 50/60 Hz
Weight and dimension	10 Kg net -430x300x108 (LxDxH)



OPTIONAL & CONVENIENCE

- ⇒ Full alluminium remote control handset
- ⇒ Feet Spikes kit
- ⇒ Iso footer feet kit



hand-made by:
Lector-audio
Via Verdi,35 27010 Albuzzano PV-ITALY EEC-
tel: 0382.484165 fax: 0382.481021
E-mail: info@lector-audio.com
web: http://www.lector-audio.com

Lector-audio:

*Tecnologia, suono ,
Macchine sonore originali
25 anni di impegno nel puro audio*

Lector
STRUMENTI AUDIO

CDP-603 real tube output cd player



New rounded shape for real tube output front loading genuine cd-player !

Tecnology meet desing based on new case for better rigidity and mechanical vibration control :

- ⇒ New laser cd mechanism as great readability > 3 mm error
- ⇒ Stable special rubber suspension for reduce internally/external vibration
- ⇒ New servo circuits based on 32 bit powerfull microprocessor
- ⇒ New functions as: numeric pads for direct track calling, display off/on by remote control handset, variable brightness of display
- ⇒ The DAC board is design around 32 bit 192 KHz hi-resolution very low jitter control
- ⇒ Pure class A real tubes output without any solid state device on signal path
- ⇒ Only one capacitor on signal path as custom made polypropylene
- ⇒ Several power supply circuits for all electronic section with great capacitors reserve
- ⇒ Large display for long distance simple readability
- ⇒ Selected very low noise tubes as 12AT7/ECC-81 (2)
- ⇒ Chassis design for reduce mechanical inner-outer vibration



Product description	Real tubes output top loading cd player
Active devices	DAC @ 192 KHz 32 bit
Frequency response linearity	20-20KHz +/- 1 db correct phase + output
Distorsion / residual jitter	< 0.1 % THD / < 20 ps
Power supply	230 Vac / 120 Vac / 100 vac 50/60 hz 70 V/A
Dimension/weight	430 mm (L) 300 mm (D) 100 (H) 12 Kg
Certification	CE-EMC / LVD

OPTIONAL & CONVENIENCE

- ⇒ Full alluminium remote control handset
- ⇒ Feet Spikes kit
- ⇒ Iso footer feet kit



hand-made by:
Lector-audio
Via Verdi,35 27010 Albuzzano PV-ITALY EEC-
tel: 0382.484165 fax: 0382.481021
E-mail: info@lector-audio.com
web: <http://www.lector-audio.com>



Lector
STRUMENTI AUDIO

DIGITUBE S-192 HI-RESOLUTION TUBE CONVERTOR 192 Khz / 32 Bit



The new Digitube S-192 digital tube D to A converter is based on 32 bit high-resolution dac, output circuits is design around vacuum tube miniwatt.

Digital signals are accepted up to 192 kHz 32-bit on all inputs, USB input too.

The Digitube S-192 is also equipped with word clock input and digital spdif output for general purpose application.

The digital inputs are:

- ⇒ Spdif IEC-958 as RCA connector @ resolution 192 Khz 32 bit
- ⇒ Spdif IEC-958 as BNC connector @ resolution 192 Khz 32 bit
- ⇒ AES-EBU AES-3 as XLR connector @ resolution 192 Khz 32 bit
- ⇒ Opto toslink digital input @ resolution 192 Khz 32 bit
- ⇒ Asynchronous USB PC/MAC input @ resolution 192 Khz 32 bit support stable KS/WASAPI protocol

Output / input digital services :

- ⇒ Word Clock (W.C.) clock input
- ⇒ Spdif as BNC output

Analog output :

- ⇒ unbalanced output as 2.5 volt 250 ohm

Performances:

Input selector by sequential single shot by push button, led indicator for selected input.

Sampling frequency display measured on real dac converter frequency

Led lock for spdif/aes-ebu input

Windows driver for XP/Vista/Seven

No any driver required for OSX-Apple mac computer (the USB interface is native)



hand-made by:
Lector strumenti audio
Via Verdi,35 27010 Albuzzano PV-ITALY EEC-
tel: 0382.484165 fax: 0382.481021
E-mail: info@lector-audio.com
web: <http://www.lector-audio.com>

Lector
STRUMENTI AUDIO

Tube phono riaa modules

Lector Phono amp series include three tube-valves module in pure class A by double triode:
 Phono AMP MM riaa module for moving magnet cartridge (internally power supply)
 VPP02 phono pre-preamplifier for mc cartridge (connect via to MM input) externally power supply box
 PHONO-AMP *system* phono riaa mm e mc module with two phono inputs and externally power supply

- ⇒ **Phono riaa MM by tubes (three double triode)**
 phono stages riaa (passive) by three double triode total gain of 45 db.
 Can connect to mm input all type and model of cartridge, internally low noise power supply, zero feedback, optical bias.
 Hi quality components, phono input without capacitors DC input , lower output impedance.

- ⇒ **Phono Tube MC—V P P 0 2 phono pre pre by tubes (two double triode)**
 Class A tube pre-preamplifier by two double triode total gain of 22 db.
 Amplifier for MC cartridge of 0,4 - 0,6 mV. Twin inputs for better tuning the impedance resistance by insert special R-plug in.
 Output must be connected to phono MM input. Better performance with MMP module.
 Come supply in two box with separate power supply.

- ⇒ **Phono Amp system phono riaa MM/MC by tubes (five double triode) (on photos)**
 With one module is possible to obtain right pre-amplification system for MM e MC: two separate input.
 Power supply unit is separated from main module so increase the noise ratio.
 MC input is twin so is possible to tuning best resistance by R-plug in.
 PAS has two separate input so is possible to connect phono MC and MM cartridge to swith between the
 two inputs is simple by a toggle.

- ◆ Cherry wood veneering for lateral sides or Black solid plexiglas (optional)
- ◆ External dimension VPP 02 = 225 x 85 x 300 (L x H x P) externally PSU : 225 x 85 x 150
- ◆ External dimension PHONO AMP *system* = 400 x 85 x 300 (L x H x P) external PSU : 225 x 85 x 150
- ◆ Low noise tube selected , low noise power supply and transformer

Optional and basic performance

MODEL	TYPE	PHONO INPUT	LINE/AUX INPUT	DISTORS. % THD	TOTAL GAIN IN/OUT (db)	FREQUENCY RESPONSE > 1 db	OUTPUT IMPEDANCE	OUTPUTS CONNECTOR	SPEC'S DATA
Phono tube MM	CLASS A M.M. TUBE PHONO RIAA ADAPTOR PREAMPLIFIER	1.5 mV 47 kohm 100 pf	NOT AVAILABLE	0.1%	45 db	20 - 20 khz	290 ohm 10 volt max	MAIN RCA OPTIONAL -XLR	400 (L) x 85 (H) x 300 (P) KG.6.5 NET 50/60 HZ. 35 V/A 110/230 V-AC
Phono AMP System W/PSU	CLASS A MM/ MC TUBE PHONO RIAA ADAPTOR PRE	MM: 1.5mV 47K /100pf MC: 0.4mV 150ohm	NOT AVAILABLE	0.1%	MM: 45 db MC: 62 db	20 - 20 khz	290 ohm 10 volt max	MAIN RCA OPTIONAL -XLR	400 (L) x 80 (H) x 300 (P) KG.7 NET PSU-FONO:225x85x300 50/60 HZ. 50 V/A 110/230 V-AC
VPP 02 / MMC tube pre pre	CLASS A pre pre tube phono preamplifier for MC cartridge	0.4-0.6mV 150 ohm 1500 pf	NOT AVAILABLE	0.1%	22 db	20- 20 khz	1 kohm 10 volt max	MAIN RCA OPTIONAL -XLR	220 x (L) x 80 (H) x 300 (P) KG.2 NET WITH PSU ADAPTOR 10 V/A 50/60HZ 110/230 V-AC



hand-made by:
 Docet-Lector
 Via Verdi, 35 27010 Albuzzano PV -ITALY EEC-
 tel: 0382.48.41.65 fax:0382.48.10.21 E-mail:info@lector-audio.com
 web: http://www.lector-audio.com



Lector Phono Amp System mm/mc tube preamp

Lector Phono Amp mm tube preamp



Lector Fonix mm/mc solid state



ALL MEASUREMENT by Audio Precision System one @ 230 vac +/-5%

- Standard version off FONIX

Type off unit	Solid State phono-riaa preamplifier for MM and MC cartridge with two separate input
Phono input sensibility	MM: 1.5 mV 47 Kohm 100 pF MC: 0.4 mV 47 Kohm 100 pF
Gain and distorsion	MM: 47 db @ 0.1% MC: 66 db @ 0.15 %
Frequency response and noise	20-20 KHz @ +/- 0.5 db precision MM: 75 db s/n ratio MC: 70 db s/n ratio
Output impedance and voltage	200 ohm / 10 Volt rms max
Power supply	100 / 117 / 230 / 240 Vac 50/60 Hz 60 V/a
Dimension max - external measurement of preamplifier	440 x 308 x 85 (L x P x H) mm Weight: 9 Kg net , 10.5 Kg. gross
Accessories supply	Power cable mains / manual instruction/ / four pair of rca adaptor for Mc resistance variable

- Version available of FONIX

FONIX system basic	Basic version without cherry wood sides
FONIX system wood one	With cherry woods sides for main unit preamplifier
FONIX system Black plexi	With Black sides for main unit preamplifier

Note:

Cherry/Black plexi wood sides add four centimetres to lateral max dimension

CDP-707 the new reference standard



The all new CDP - 707 is based on new cdm-laser mechanism built with all aluminium body.

Not change the external design but the new electronic core now is update with several new and original solution:

- ⇒ New laser cd mechanism as great readability > 3 mm error
- ⇒ Stable special rubber suspension for reduce internally/external vibration
- ⇒ New servo circuits based on 32 bit powerfull microprocessor
- ⇒ New hi performances digital filter selectable 4 x or 8 x oversampling / low taps and hi taps selector filter
- ⇒ New functions as: numeric pads for direct track calling, display off/on by remote control handset, variable brightness of display
- ⇒ The DAC board is always based on two PCM-1704 R2R digital to analog converter
- ⇒ Pure class A real tubes output without any solid state device on signal path
- ⇒ Only one capacitor on signal path as custom made film & foil
- ⇒ Several power supply circuits for all electronic section with great capacitors reserve
- ⇒ Large display for long distance simple readability
- ⇒ Magnetic "puck" with three neodinium magnet
- ⇒ Two external power supply : PSU-3T basic and super power supply model PSU-7T
- ⇒ Selected very low noise tubes as 12AT7/ECC-81 (2)
- ⇒ Chassis made from extruded aeronautic alluminium

Product description	Real tubes output top loading cd player
Active devices	DAC PCM1704 filter DF1706 / 12AT7-ECC81 tubes
Frequency response linearity	20-20Khz +/- 1 db correct phase + output
Distorsion / residual jitter	< 0.1 % THD / < 20 ps
Power supply	230 Vac / 120 Vac / 100 vac 50/60 hz 70 V/A
Dimension/weight	430 mm (L) 300 mm (D) 100 (H) 12 Kg
Certification	CE-EMC / LVD



Black plexi panels version

OPTIONAL & CONVENIENCE

- ⇒ Laterals panel available on cherry wood or black plexi solid
- ⇒ Laterals panel available optional for power supply PSU3T / for PSU7 delivery on series
- ⇒ Optional S P D I F output
- ⇒ Version of new CDP-707 : CDP-707 + PSU3T (basik models) CDP707 + PSU7 (super power supply version)
- ⇒ Feet Spikes kit
- ⇒ Iso footer feet kit



hand-made by:
Lector-audio
Via Verdi,35 27010 Albuzzano PV-ITALY EEC-
tel: 0382.484165 fax: 0382.481021
E-mail: info@lector-audio.com
web: http://www.lector-audio.com



Lector
STRUMENTI AUDIO

PSU - 7

SUPER POWER SUPPLY FOR CDP-7 [THE ENERGY POWER FACTORY]



The all new super power supply for the outstanding CDP-7 give to the cd-player new powerfull bass control and great flowing sound quality to all frequency range !

The PSU-7 is a complete and powerfull energy plant factory: it supply clean energy also to extra audio components as preamplifier and power amplifier from a IEC output plug.

A massive transformer galvanic isolator for a total of 500 V/A supply a right energy to all circuits for a total of four toroidal transformer, five ac mains filter with shunt/parallel and series technology .

A special hi performance DC filter reduce the residual DC components into the AC mains. This DC filter is selectable into two position by toggle selector : High and Low pass step.

All function are visibile from a led monitor window, show the AC mains voltage stability and the selectable toggle insertion function.

A real reference ac mains cable including with the PSU-7

OPTIONAL & CONVENIENCE

- PSU AC mains cable with hi-quality gold plugs (series)
- Lateral sides panels as wood veneering or black plexiglas (series)
- Alluminium chrome cone feet (optional)
- ISO-FOOTER: special dynamic two axis isolator feet (optional)

 **Lector**
Mittleurope music class

Lector audio hifi
Via Verdi, 35
I-27010 Albuzzano (PV) Italy EEC
Tel. ++0382484165
Fax: ++0382481021
Email: info@lector-audio.com
Web: www.lector-audio.com



ALL MEASUREMENT @ by LISN and CE instruments laboratory

- Standard version off PSU-7

Type off unit	POWER SUPPLY UNIT FOR CDP-7 ONLY
Residual AC noise level	Better than 50 uV
Power Transformers	4 power transformer 1 galvanic isolator 500 V/A
DC block filter	Two levels selectable by ≥ 3 V LOW and ≤ 9 V HIGH
Voltage led monitor display	5 led display led voltage monitor for analog quality check
Total command toggle switch	5 toggle commands: power on main/ analog/digital/heater/dc-filter
Outputs	Multiway connector for CDP7 IEC output for slave units mains supply
Power supply available	100/110/230/240 Vac 50/60 Hz 650 V/a
Dimension - external measurement	440 x 300 x 100 (L x P x H) mm
Weight	17 Kg net 18 Kg gross
Accessories supply	Special Power cable mains / manual instruction/ Lateral panels wood or black plexiglas


- Optional accessories

Spikes feet mod.SF-3	spikes feet for round foot set of three
I S O - F O O T E R S	Floating special feet for better performance ! special spring adaptor made in aeronautic alluminium

The new super power supply for CDP-7



CDP7+PSU7 Black panels



Voltage ac digital monitor

DC residual filter selector

Heater power supply separate from analog power



Super hi-quality PSU cable

Output ac power for audio components as preamp/power

Output for CDP7 compatible with all version

COMPARISON CHART : PSU-3T VS. PSU-7



PSU - 3 T



PSU - 7

FUNCTION APP.	PSU-3T	PSU-7	NOTE
TOGGLE COMMAND	3	5	
POWER TRANSFORMER	3	5	PSU-7 POWER INDUCTOR AS 500 V/A
AC FILTER	1	2	
DC BLOCK FILTER	NO	2	
AC VOLTAGE CONTROL	NO	YES	
FILAMENT PSU	1	2	
AC OUTPUT PSU	1	2	PSU-7 AC OUT FOR PRE/POWER
AC PROTECTION	1	2	
SIDE PANELS	OPTIONAL	SERIES	WOOD PANELS OR BLACK PLEXI
AC MAIN CABLE	BASIC	HI-QUALITY CABLE & PLUG	

CABLE FOR PSU 7 OUTPUT



CABLE OUTPUT FOR ONE COMPONENT



CABLE OUTPUT FOR MORE COMPONENT

DIGICODE S-192 HI-RESOLUTION TUBE CONVERTOR 192 Khz / 24 Bit



Black panels



Wood panels



Digicode S - 192

Real balanced output dac

5 digital input (2 x spdif, 1x aes-3, 1 x toslink, 1 x USB)

Word Clock input

Spdif digital output

The new Digicode S-192 digital tube D to A converter is based on R2R, high-resolution dac, output circuits is design around vacuum tube type miniwatt.

Digital signals are accepted up to 192 kHz 24-bit on all inputs, USB input too.

The Digicode S-192 is also equipped with word clock input and digital spdif output for general purpose application.

The digital inputs are:

- ⇒ Spdif IEC-958 as RCA connector @ resolution 192 Khz 24 bit
- ⇒ Spdif IEC-958 as BNC connector @ resolution 192 Khz 24 bit
- ⇒ AES-EBU AES-3 as XLR connector @ resolution 192 Khz 24 bit
- ⇒ Opto toslink digital input @ resolution 192 Khz 24 bit
- ⇒ Asynchronous USB PC/MAC input @ resolution 192 Khz 24 bit support stable KS/WASAPI protocol

Output / input digital services :

- ⇒ Word Clock (W.C.) clock input
- ⇒ Spdif as BNC output

Analog output :

- ⇒ unbalanced output as 2.5 volt 250 ohm
- ⇒ Real balanced output as 2,5 volt 250 ohm

Performances:

Input selector by sequential single shot by push button, led indicator for selected input.

Led indicator for analog and digital supply

Led lock for spdif/aes-ebu input

Separate power supply model PSU-DGC


Windows driver for XP/Vista/Seven

No any driver required for OSX-Apple mac computer (the USB interface is native)







hand-made by:
Lector strumenti audio
Via Verdi,35 27010 Albuzzano PV-ITALY EEC-
tel: 0382.484165 fax: 0382.481021
E-mail: info@lector-audio.com
web: <http://www.lector-audio.com>

Lector
STRUMENTI AUDIO



**Power supply available with
Lateral panels: wood or black plexy**

<i>Compare Lector strumenti audio DAC</i>				
M o d e l	Digitube S-192	Digitube DSD <i>Coming soon</i>	Digicode -704 + PSU218	Digicode / S-192 +PSU218
Type of Dac chip	Sigma Delta AKM PCM 1 dac	Multirate BB PCM-DSD 1 dac With remote control handset	Multibit R2R BB PCM 4 dac	Multibit R2R BB PCM 4 dac
Nr. Digital Inputs	[5] 2 spdif / 1 Aes 3 1 opto toslink 1 USB Hi rez 384Khz	[5] 2 spdif / 1 Aes3 1 opto toslink 1 USB Hi rez 384 Khz	[3] 2 spdif 1 Aes3 192 Khz	[5] 2 spdif / 1 Aes 3 1 opto toslink 1 USB Hi rez 384 khz
Nr. Digital Outputs	1 spdif by bnc	1 spdif by bnc	no	1 spdif by bnc
W.C. Master clock in	Yes BNC	Yes BNC	no	Yes BNC
Power supply	Linear psu internally	Linear psu internally	External power supply unit PSU218	External power supply unit PSU218
Analog output	Unbalanced RCA connectors	Unbalanced RCA connectors	Balanced & unbalanced by RCA / XLR	Balanced & unbalanced by RCA / XLR
Display info sampling	yes	yes	no	yes
Resolution	32 bit /384 Khz PCM / DXD Spdif: 192 Khz	24 bit / 384 Khz PCM / DXD DSD DoP Spdif: 192 khz	24 bit 192 Khz	USB 24 / 384 Khz PCM / DXD Spdif 24/192 Khz
Tubes output	2 x ECC-81	2 x ECC-81	4 x ECC-81	4 x ECC-81 Gold selection
Optional	Spikes feet or Iso footer feet Selected ECC-81 tubes	Spikes feet or Iso footer feet Selected ECC-81 tubes	Spikes feet or Iso footer feet Selected tubes ECC81 Lateral panels: Wood Black solid plexi Panels available also for PSU218 Parallel dac kit option for full unbalanced output Two dac in parallel per channel	Spikes feet or Iso footer feet Lateral panels: Wood Black solid plexi Panels available also for PSU218 Parallel dac kit option for full unbalanced output Two dac in parallel per channel
Optional external unit	W.C. master clock external unit	W.C. master clock external unit	For USB input need external adaptor USB > spdif	W.C. master clock external unit

DIGICODE 704

HI-RESOLUTION TUBE CONVERTOR 192 Khz / 24 Bit / 3 selectable digital inputs



The new Digicode 704 digital tube D to A converter is based on R2R [PCM 1704K], high-resolution dac, output circuits is design around vacuum tube type miniwatt without any solid state components from dac-ic to output !

Audio spdif digital signals are accepted up to 192 kHz 24-bit on all inputs.

The digital inputs are :

- ⇒ Spdif IEC-958 as RCA 75 ohm connector @ resolution 192 Khz 24 bit
- ⇒ Spdif IEC-958 as BNC 75 ohm connector @ resolution 192 Khz 24 bit
- ⇒ AES-EBU AES-3 as XLR 110 ohm connector @ resolution 192 Khz 24 bit

Analog output :

- ⇒ Unbalanced output as 2.5 volt 250 ohm
- ⇒ Real balanced output as 2.5 volt 250 ohm x 2

Performances :

Selectable oversampling filters as 4 X [192 khz] and 8 X [96 khz]
Parallel DAC output for full unbalanced double twin operation
Input selector [3 digital inputs] by sequential single shot by push button, led indicator for selected input.
Led indicator for analog and digital supply
Led lock indicator for spdif / aes-ebu input
Separate power supply unit model PSU-DGC with digital and analog section selectable
Available as two option: lateral cherry wood panels or black solid plexiglas panels

Technical details :

4 x dac BB PCM 1704K
Hi-performances digital filter with selectable oversampling function
Digital spdif receiver as Lector proprietary circuits SPDIF reconstruction signal for perfect wave and very low residual jitter
4 x tubes double triode output as ECC-81/ 12AT7 premium grade selected
Hi grade tickness 1.5 mm chassis with special damping processing painting
Three mode suspension feets : soft rubber / alluminium spikes / iso footers [available from Lector audio strumenti]
Lector Digidrive TL-3 is a perfect companion for absolute hi-quality CD-Player system



hand-made by:
Lector strumenti audio
Via Verdi,35 27010 Albuzzano PV-ITALY EEC-
tel: 0382.484165 fax: 0382.481021
E-mail: info@lector-audio.com
web: http://www.lector-audio.com

 **Lector**
STRUMENTI AUDIO

DOT BIT DSD DAC



DSD digital to analog converter USB hi resolution input

No any dac chip (DAC no DAC) for decode DSD stream digital sources, exclusive proprietor circuit modulator one bit develop from Lector Audio Strumenti convert the digital stream to analog by tube triode circuits.

Digital input come from USB class 2 hi resolution up to 512 (64 / 128 / 256 / 512) high speed circuit original technique.

Additional digital input accept dsd native serial as data/clock selectable from sources as sacd player output.

PCM data from USB is available as digital sources to spdif output (RCA / AES-3) for external DAC convertor.

Analog output circuits is based on four double triode, outputs available: real balanced and unbalanced.

Phase analog control output is available for customer selection.



PERFORMANCES & CONVENIENCE

- ⇒ Direct Direct Stream Digital convertor without dac chip (dac no dac)
- ⇒ Full real balanced tube triode analog output (4 x ECC-81 / 12AT-7)
- ⇒ PCM spdif output on RCA and AES-3 (XLR) USB convertor
- ⇒ Direct DSD serial mode digital input from SACD player special output connector
- ⇒ Phase control as "in phase" and "out of phase"
- ⇒ Original proprietor DSD circuit modulator DLS-1
- ⇒ "R" rounded series: hi performance structural controlled resonances cabinet



Design, hand-made by:
Lector strumenti audio
Via Verdi,35 27010 Albuzzano PV-ITALY EEC-
tel: 0382.484165 fax: 0382.481021
E-mail: info@lector-audio.com
web: <http://www.lector-audio.com>

Lector-audio:

*From the land of
Musician
A truly sound components*

Mittleuropean music class

Lector
STRUMENTI AUDIO

Digidrive TL-3 CD player transport



Reference CD-Player top loading transport

Mechanics has become a rare expertise in these all electronics times. Although mechanics act as the heart of the very source, improvements and research are focused on the electronic aspect only. A very small number of sophisticated mechanisms are available in the market but they all come from mass production technics not suitable for top quality music reproduction.

The Digidrive Top-Loading reference transport combine our long experience in design and physics applied to High End Audio with pure mechanism, advanced electronics, audiophile detail and all facilities to open a new dimension in musical enjoyment.

A special material as alluminium cabinet ,output digital transformers and hi-quality servo drive electronics section provides a right balancing for true-genuine performance.

A genuine top loading CD-Player don't have a center disc stabilizer integrated with top cover but the disc stabilizer must be free to insert manually in center disc.

The massive one piece plexiglass solid front board, the one piece of alluminium body especially the large internal structure off brass guarantee exceptional rigidity and mechanical stability.

OPTIONAL & CONVENIENCE



- SPDIF (1 rca and 1 bnc direct) - AES/EBU XLR digital output connectors (on-series)
- True-genuine top loading magnetic stabilized (on-series)
- Opto output digital output by: Toslink (basic solution) (optional)
HAFO ST-II (hi-quality solution) (optional)
- Original remote control handset with display on/off switch (on-series)
- Cherry wood veneered side panels or solid black plexiglas (on-series)
- Hi-reliability cd laser mechanism as high readability




hand-made by:
Lector-audio
Via Verdi,35 27010 Albuzzano PV-ITALY EEC-
tel: 0382.484165 fax: 0382.481021
E-mail: info@lector-audio.com
web: <http://www.lector-audio.com>

Lector-audio:
...from the land of musicians
truly musical audio equipments!
Mittleurope music class

Lector
STRUMENTI AUDIO




**Alluminium base fixed by three brass pillar
CD mechanism fitted with self-locking nut (4)**




New rubber pink feet isolating mechanism from alluminium plate

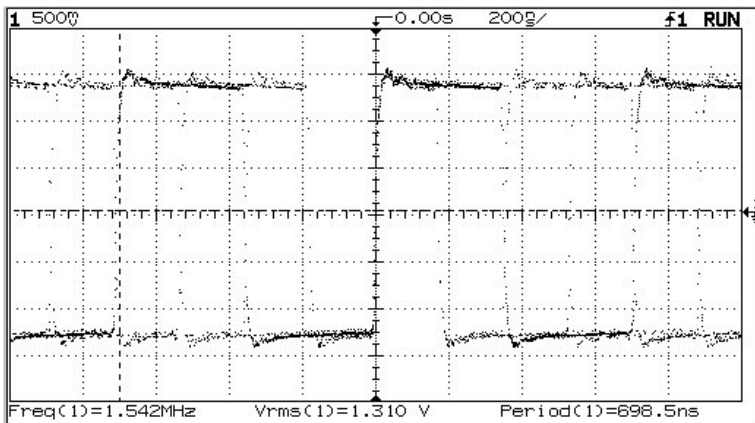
Pink rubber casting made in our factory



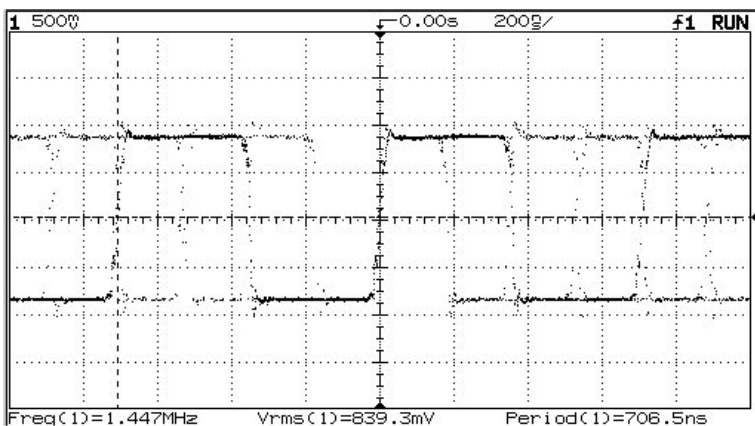
**Alluminium cover with green painting
Rubber foam frame**



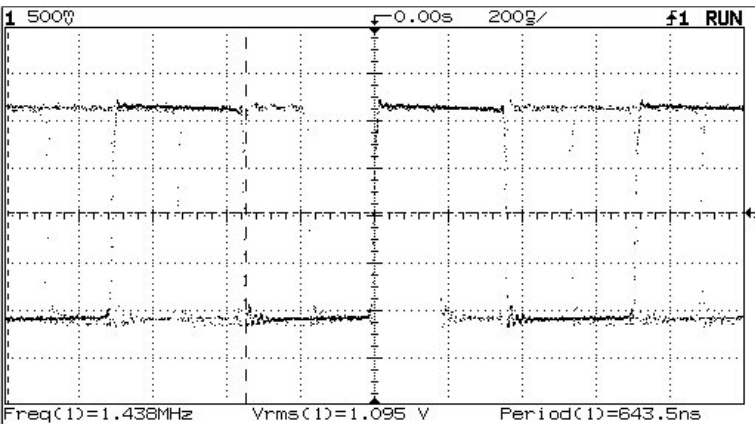
**Assembles mechanism
With open/close sensor**



SPDiF RCA connector output



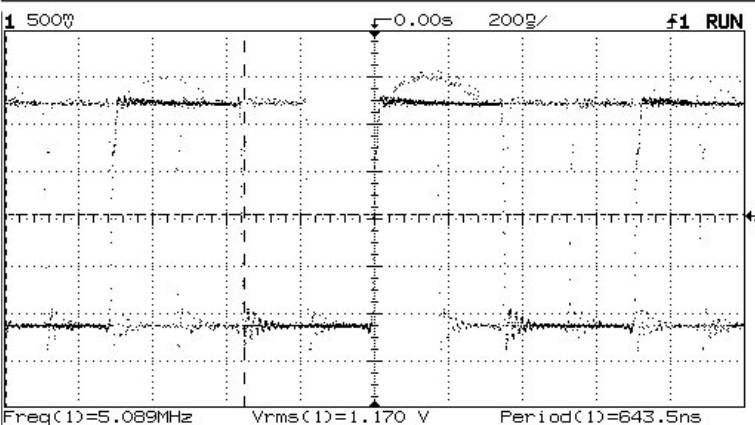
SPDiF BNC connector output



AES-EBU

XLR pin 2 connector output

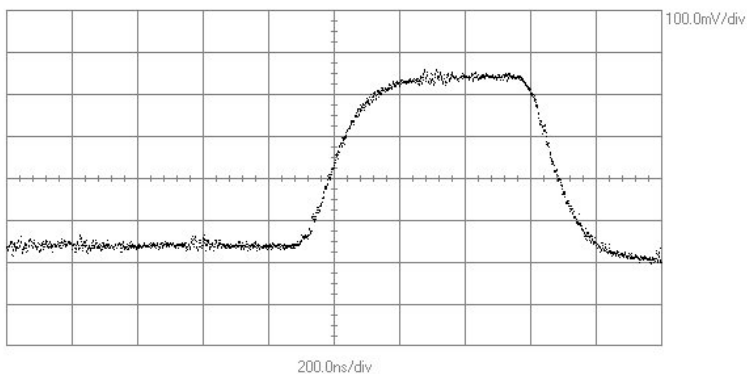
Gnd pin nr. 1



AES-EBU

XLR pin 3 connector output

Gnd pin nr. 1



SPDiF reference out



Jitter output 1



Jitter output 2



The distributed electric energy is continually tormented from numerous troubles that in varied ways they have the tendency to reduce the performances of the quality audio of the hi-fi system introducing extraneous and dangerous signals.

The troubles that race on the electric line are manifold and of different nature, they actually go from the notorious holes of voltage to real continuous and impulsive noises produced by apparatuses that they are commonly used in the house: halogen lamps, switching power supply, computers, domestic Boiler etc.

With the insertion in your hi-fi system of LEDISON-230 you will resolve big part of the tied up problems to the electric energy.

The Edison-230 filters reduces impulsive noises, it distributes the energy as same potential at constant times (thanks to the wiring of *equi-power* star circuits) the troubles of electric net are really reduced (you can see the two graphs related to the LEDISON 230).

The construction of our products respects all the safety rules and adopt the necessary precautions for improve the hi-voltage ac mains insulation .

The double isolation of the parts submitted to voltage through plates of insulating material of well 5 mm of thickness, electronic protection breaker is resettable by simple press a push button, the contacts and electric terminals are isolated from insulating with hi-grade temperature material, filters have double resin insulation.

The AC-output female plug has isolation plug type IP-44 for 10 ampere with mechanical cover that is closes if not used.

The two blue marking ac output plugs are recommended to connect low power units: preamplifiers , c d player, DAC etc the six black ac output plug, can be used for amplifier, power amplifier etc. , but you can use also too for low power product if preferred than the blue.

The used double filters are separate for the two groups of electric ac mains, they use two different conceptions of project: for the blue marking it's recommend low power units due the design it's for hi-slope filters, black marked ac output plug have sweet slope filter and hi-energy current as adopted technology of parallel-shunt filters.

To subsequently double filters reduce possible troubles caused from "surge" or woodpeckers and holes of voltage, the front panel gas light operates into both circuits and reduce common mode noise.

The ac mains female output plug are IP-44 as double isolation and they accept the SCHUKO plug and other European plugs.

LEdison-230 take input energy from a IEC hi current plug, 16amp 250 Volts UL94-V0, come supply with ac mains cable as OFC 2 x 2.5 mm as long two meters.

Electric performances

POWER OUTPUT : 1.5 Kw total power

OUTPUT AC MAINS PLUGS: Total of 8 as 2 low power,6 hi-power

INTERNAL AC FILTER : Double section for low/hi power

LOW POWER FILTER (plug nr.2) : Double coil/capacitors filter 50-400Hz

HI POWER FILTER (plug nr.6): Shunt capacitors network MKT

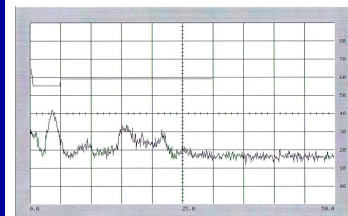
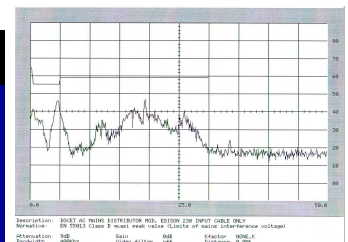
INPUT AC RECEPTABLE : IEC 16 AMP professional

PROTECTION : Auto resettable protection circuit breakers

INTERNAL LAYOUT : Star *equi-power* layout circuits


OVERALL DIMENSION/WEIGHT : 200 (L) 85 (H) 300 (P) mm / KG.6

CERTIFICATIONS : CE-EMC / CE-LVD / IEC-65



DOCET - LECTOR Via Verdi,35
telefono : 0382.484165
E-mail: info@docet-lector.com

I-27010 Albuzzano (PV)
fax : 0382.481021
Web: www.docet-lector.com



ALL MEASUREMENT @ 1 KHz input reference frequency - 230 volt ac +/-10%

- Standard version off ZOE

Input sensibility for all line inputs	<i>220 mV (min) 5 V (max)</i>
Harmonic Distorsion THD	<i>Better than 0.1 %</i>
Output voltage max	<i>20 volt rms 200 ohm</i>
Signal to noise ratio	<i>80 db (A)</i>
Tube for preamplification stage	<i>6922 / ECC-88 selected</i>
Frequency response	<i>15- 100 KHz +/- 1.5 db</i>
Nr. Line inputs channel (stereo)	<i>5 five</i>
Nr. Line outputs record (stereo)	<i>2 two + 1 volume passive out</i>
Nr. Line mains output	<i>2 pair right/left</i>
Power supply available	<i>100/117/230/240 Vac 50/60 Hz 50 V/a</i>
Dimension - external measurement	<i>400 x 300 x 105 (L x P x H) mm</i>
Weight	<i>7 Kg net 8 Kg gross</i>
Accessories supply	<i>Power cable mains / manual instruction</i>

- Version available of ZOE

ZOE standard	<i>Basic version</i>
ZOE / M	<i>With remote control handset for volume</i>
ZOE / F	<i>With side cherry wood solid veneering panel</i>
ZOE / M-F	<i>With remote control handset + cherry wood panel</i>
ZOE / HTD	<i>With HTD module bypass for home theatre system</i>

- External unit accessories for transform Aux to Phono input

PM 1 mm	<i>Phono riaa external module for MM input accept all moving magnet cartridge (solid state) gain 43 db</i>
PM 1 mc	<i>Phono riaa external module for MC input accept all moving coil cartridge (solid state) gain 63 db</i>
PM 1 pp	<i>Phono pre pre for transform MM to MC input for mc cartridge (solid state) gain 22 db</i>
FONO-MCP	<i>Phono pre pre for transform MM to MC input for mc cartridge (tube class A operation, two chassis) gain 22 db</i>
FONO-MM	<i>Phono riaa external module for MM input accept all moving magnet cartridge (all circuits tube class A) gain 47 db</i>
FONO-MCM	<i>Phono riaa external module for MM and MC inputs (2) two chassis with separate power supply (all circuit tube class A) gain mm=43 db gain mc= 63 db</i>



Docet-Lector
Via Verdi, 35 - 27010 Albuzzano (PV)
Tel: 0382484165 Fax: 0382481021 E-mail: docet@docet-lector.com

Z.O.E. shunt tube preamplifier

Optional configuration version

ZOE preamplifier and three optional module:

- 1) remote control for volume (motorized potentiometer, with remote control handset)
- 2) wood sides panel (beautiful sides panel made with genuine cherry wood)
- 3) Home Theatre module (automatic theatre module bypass function for switch directly to main output one of selected inputs)

ZOE-Basic

No remote control handset for volume, no wood sides panel, no HTD module (home theatre module bypass function).

ZOE-RCH

Version with remote control handset , no wood sides panel, no HTD module (home theatre module bypass function).

ZOE-WOOD

Version with wood sides panel, no remote control handset, no HTD module (home theatre module bypass function).

ZOE-Full version

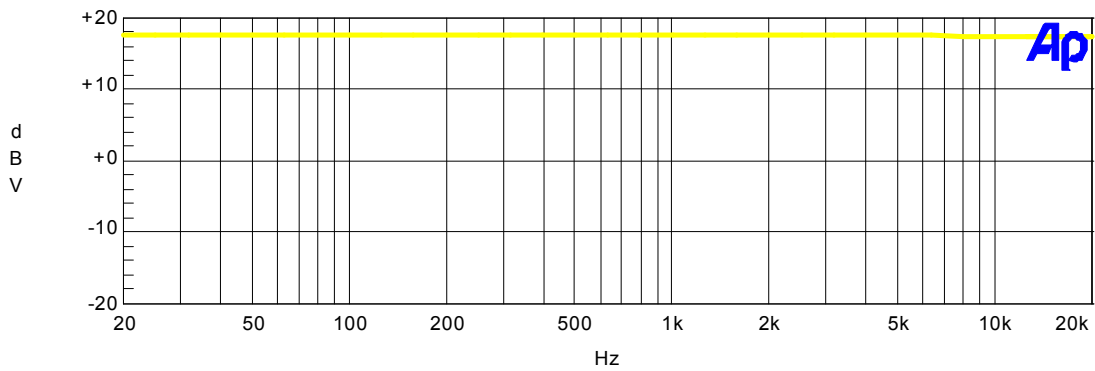
Full completely version with all three module as: remote control handset, wood sides panel, H.T.D. module for bypassing sources directly to output.

ZOE line preamplifier measure for signal to noise ratio + frequency response+THD

The screenshot shows the 'Analog Analyzer' software interface. On the left, a 'Data Editor' window displays a table with two columns: '0 = Gen.Freq' and '1 = Anlr.Bandpas'. The first row shows '1.00000 kHz' and '+97.473 dB'. Below the table, the text 'Audio Precision' and 'Signal to noise test' is visible with an arrow pointing to the table. On the right, the 'Analog Analyzer' window shows settings for Channel A and Channel B. Channel A is set to '100' Input, '9.742 mV' Level, and '48.9159 kHz' Freq. Channel B is set to '100' Input. The 'Bandpass' filter is set to '-7.834 dB'. The 'References' section shows 'Freq: 1.00000 kHz', 'Watts: 8.000 Ohms', 'dBr: 100.0 uV', and 'dBrm: 600.0 Ohms'.

Audio Precision

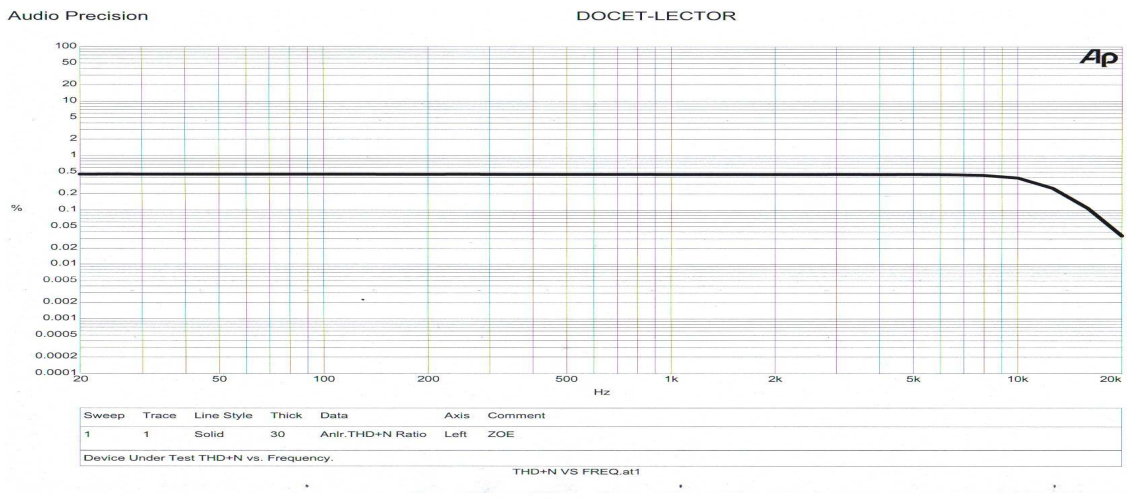
DOCET-LECTOR



Sweep	Trace	Color	Line Style	Thick	Data	Axis	Comment
1	1	Yellow	Solid	3	Anlr.Ampl	Left	ZOE

Device Under Test Frequency Response.

FREQ RESP.at1



Sweep	Trace	Line Style	Thick	Data	Axis	Comment
1	1	Solid	30	Anlr.TH+N Ratio	Left	ZOE

Device Under Test THD+N vs. Frequency.

THD+N VS FREQ.at1

Tube preamplifier with shunt power supply Model: Z.O.E.



Stereo tube line preamplifier with two double triode in class A configuration.

Lector introduce with this new model (Z.O.E. zero ohm energy) a innovative power supply circuits based on parallel-shunt regulation, no active or semiconductor device on power supply path line, only passive components as selected resistor, active components only as parallel configuration.

This new technology offer a virtual zero ohm energy output to the tube without the tipical effect of series regulator as it's sound charaterization.

The preamplifier use a new tube as active circuit (6H30II or 6922) as better performance and hi current energy output, still remain as precedent MLA preamplifier a SATC circuit facility as to change the tube as Customer's requirement. Now a plexiglass cover on top show the tube operation and it's possible to change the tube by simple operation by four screw, same little window is on front panel to view the internaly circuit function.

The preamplifier have five line input, mute operation switch as auto-delay, remote control handset for volume control, double rca main output , tape output, home theater direct output.

Sound performance of this new preamplifier is great: with the new shunt power supply we have cancelled the ability of power supply circuit to add it's sound on active device.

ELECTRICAL PERFORMANCE

Unit description: Stereo tube line level preamplifier with 5 inputs, 2 main outputs, passive volume out, tape out, htd output

Tube active circuit: E-88 CC by JJ, by SATC
circuit: 6922/12AT7/12AU7/6CG7/12BH7/6H30II

Frequency response: 20-50.000 Hz +/- 1 db

THD distorsion: Better < of 0.1 %

Input sensibility and gain: 200 mV / 20 db gain / 50 kohm input

Output voltage and impedance: 20 Volt @ 250 ohm

Optional: Remote control handset, cherry wood veneered side panels, black plexi panels


Power supply main: 100V/120V/230V ac 70 V/A

Dimension, weight (net): 400 (L) x 110 (H) x 300 (D) Kg.10



hand-made by:
Docet-Lector
Via Verdi, 35 27010 Albuzzano PV - ITALY EEC-
tel: 0382/484165 fax: 0382/481021 E-mail: info@lector-audio.com
web: <http://www.lector-audio.com>

VM 200 STEREO PHOTO COLLECTION





ALL about VM-200

ELECTRICAL PERFORMANCE OF VM-200

**ALL MEASUREMENT @ 1 Khz input reference frequency 230 V ac power input
Measure set instrument by Audio Precision Sys-1**

• Standard version off VM-200

Input sensibility line input	<i>1,4 V (min) 5 V (max)</i>
Harmonic Distorsion THD	<i>Better than 0.1 %</i>
Output power R.M.S. @ 8 / 4 ohm	<i>115 watt/ ch. (min) 8 Ohm 150 W (4 ohm) Class A: 20 watt @ 8 ohm</i>
Signal to noise ratio	<i>95 db (A)</i>
Tube for preamplification/drive stage for mosfet direct coupled	<i>2 (two) PCL-86 selected</i>
Frequency response	<i>15- 150 Khz +/- 1 db</i>
Nr. Line inputs channel (stereo)	<i>1 one by gold plated rca (unbalanced)</i>
Nr. Speakers output	<i>1 pair right/left gold plated heavy duty Four pair mosfet drive speaker out Delay power on: one minute by relais</i>
Power supply available	<i>100/110/230/240 Vac 50/60 Hz 500 V/a By two toroidal power transformer</i>
Dimension - external measurement	<i>400 x 400 x 105 (L x P x H) mm</i>
Weight	<i>17 Kg net 19 kg gross</i>
Accessories supplied	<i>Power cable mains / instruction manual</i>


• Version available of VM-200

VM-200 STANDARD	<i>Basic version</i>
VM-200 WOOD	<i>With side cherry wood solid veneered panel</i>
VM-200 HS	<i>Hi-sensibility input CD direct 250 mV</i>

Note:

The lateral wood panel add four centimetres , so the new overall dimension are:
420 Large X 400 deep 105 H

VM - 200 M [mono version]



**ALL MEASUREMENT @ 1 KHz input reference frequency 230 V ac power input
Measure set instrument by Audio Precision Sys-1**

• Standard version off VM-200M

Input sensibility line input	<i>1,4 V (min) 5 V (max)</i>
Harmonic Distorsion THD	<i>Better than 0.1 %</i>
Output power R.M.S. @ 8 / 4 ohm	<i>115 watt/ ch. (min) 8 Ohm 150 W (4 ohm) Class A: 20 watt @ 8 ohm</i>
Signal to noise ratio	<i>95 db (A)</i>
Tube for preamplification/drive stage for mosfet direct coupled	<i>1 (one) PCL-86 selected</i>
Frequency response	<i>15- 150 KHz +/- 1 db</i>
Nr. Line inputs channel (stereo)	<i>1 one by gold plated rca (unbalanced)</i>
Nr. Speakers output	<i>1 pair right/left gold plated heavy duty Four pair mosfet drive speaker out Delay power on: one minute by relais</i>
Power supply available	<i>100/110/230/240 Vac 50/60 Hz 500 V/a By two toroidal power transformer</i>
Dimension - external measurement	<i>400 x 400 x 105 (L x P x H) mm</i>
Weight	<i>17 Kg net 19 kg gross</i>
Accessories supplied	<i>Power cable mains / instruction manual</i>

• Version available of VM-200M

VM-200M STANDARD	<i>Basic version</i>
VM-200M WOOD	<i>With side cherry wood solid veneered panel</i>
VM-200M HS	<i>Hi-sensibility input CD direct 250 mV</i>

Note:

The lateral wood panel add four centimetres , so the new overall dimension are:
420 Large X 400 deep 105 H

NEW PRODUCTS INFO VM-200 MONO VERSION



RELEASE INFO:

- TYPE/MODEL : VM- 200 M (MONO VERSION)
- HYBRID CIRCUIT AS DIRECT MOSFET DRIVE WITHOUT COUPLED CAPACITOR
- POWER OUTPUT: 120 WATT @ 8 OHM , 190 WATT @ 4 OHM
- HI-CAP OVER 50.000 UF
- HI- CURRENT OUTPUT AS MORE 30 % + THAN VM 200 STEREO
- SAME OVERALL DIMENSION OF VM 200
- AVAILABLE BY TWO SIDES PANELS: BLACK PLEXI OR CHERRY WOOD
- DOUBLE BINDING POST OUTPUT FOR BI-WIRING

READY AVAILABLE NOW FOR DELIVERY

**ALL MEASUREMENT @ 1 KHz input reference frequency 230 V ac power input
Measure set instrument by Audio Precision Sys-1**

• Standard version off VM-200M

Input sensibility line input	<i>1,4 V (min) 5 V (max)</i>
Harmonic Distorsion THD	<i>Better than 0.1 %</i>
Output power R.M.S. @ 8 / 4 ohm	<i>115 watt/ ch. (min) 8 Ohm 150 W (4 ohm) Class A: 20 watt @ 8 ohm</i>
Signal to noise ratio	<i>95 db (A)</i>
Tube for preamplification/drive stage for mosfet direct coupled	<i>1 (one) PCL-86 selected</i>
Frequency response	<i>15- 150 KHz +/- 1 db</i>
Nr. Line inputs channel (stereo)	<i>1 one by gold plated rca (unbalanced)</i>
Nr. Speakers output	<i>1 pair right/left gold plated heavy duty Four pair mosfet drive speaker out Delay power on: one minute by relais</i>
Power supply available	<i>100/110/230/240 Vac 50/60 Hz 500 V/a By two toroidal power transformer</i>
Dimension - external measurement	<i>400 x 400 x 105 (L x P x H) mm</i>
Weight	<i>17 Kg net 19 kg gross</i>
Accessories supplied	<i>Power cable mains / instruction manual</i>

• Version available of VM-200M

VM-200M STANDARD	<i>Basic version</i>
VM-200M WOOD	<i>With side cherry wood solid veneered panel</i>
VM-200M HS	<i>Hi-sensibility input CD direct 250 mV</i>

Note:

The lateral wood panel add four centimetres , so the new overall dimension are:
420 Large X 400 deep 105 H

Line Tube stereo preamplifier Model: Z.O.R.-1



Crystal Clear Answer!

Pure class A vacuum stereo control amplifier, free of solid state components on signal path. Very low noise power supply. No overall feedback, five line inputs, main output and HTD optional bypass module to perfectly feet with a multi channel audio system set-up. The ideal device to archive no compromise high definition stereophony.

Included:

- Remote control handset
- Mains power cord
- Owner's manual of instructions
- HTD module (optional)
- Solid wood or black plexiglas side panles (optional)

AUDIO PERFORMANCE

Type description unit: Stereo tube preamplifier, two active tubes, five inputs, two rec outputs, passive volume output

Tubes: 6922/ECC-88

Frequency response: 20-50.000 Hz +/- 1 db

Distorsion THD: Less of 0.1 %

Input sensibility and impedance: 200 mV / 20 db gain / 50 kohm input

Max output voltage (gain): 20 Volt @ 250 ohm

Optional: HTD module (home theater direct)
Sides panels as: cherry wood or black solid plexiglas

Power supply and consumption: 100V/120V/230V ac 70 V/A

Dimension / weight (net): 400 (L) x 110 (H) x 300 (D) Kg.8



hand-made by:
Docet-Lector
Via Verdi,35 27010 Albuzzano PV - ITALY EEC-
tel: 0382/484165 fax: 0382/481021 E-mail: info@lector-audio.com
web: <http://www.lector-audio.com>

STEREO Hi Current Bipolar POWER AMPLIFIER
LECTOR Z-100



Recognizing the LedZ

Z-100 is our idea of solid state power amplifier able to cope with vacuum tube & mosfet achitecture. The Z-100 is a high current design safely rides the wildest system of speakers available in the audio market, just keeping coherency and control...way to go.

Included:

- Mains power cord
- Owner's manual of instruction
- Solid wood or black plexiglas side panles (optional)



ZOR-pre + Z-100

AUDIO PERFORMANCE



Type description unit: Solid state hi current power amplifier
Power output: 100 watt @ 8 ohm RMS
Distorsion THD: Better of 0,01%
Frequency response: 10-100.000 Hz @ 0,5 db
Input sensibility / impedance: 1,2 Volt / 56 Kohm
Camping factor: 30
Power supply and consumption: 100/120/230 Vac 400 V/A
Dimension / weight (net): 400 (L) x 300 (P) x 100 (H) 12 Kg
Certification: CE-LVD RHOS compliant



hand-made by:
Lector Strumenti Audio
Via Verdi,35 27010 Albuzzano PV -ITALY EEC-
tel: 0382/484165 fax: 0382/481021 E-mail: info@lector-audio.com
web: http://www.lector-audio.com

ZXT-60 PHOTO COLLECTION

Hybrid integrated Z X T - 6 0





Lector
STRUMENTI AUDIO

ZXT-60

Hybrid integrated line amplifier : tube+mosfet



Lector Strumenti Audio HYBRID Valve-tube/mosfet integrated amplifier

From inventor of hybrid technology : new integrated amplifier
with real innovative mosfet output circuitry.

Automatic bias control as perfect matching complementary mosfet at 100%
compatibility pair reduce drastically any distortion factor.

- Hybrid technology with proprietary mosfet output device (automatic idle bias control!)
- Two valve-tubes as preamplification stage operating into class A
- 5 inputs stereo line
- 1 output rec
- 1 pair of speaker out
- Volume by remote control handset
- Pre stage tubes: 2 x 6922 ultra low noise
- Optical bias control on tube section
- Power output: 65 Watt per channel @ 8 ohm , 95 Watt per channel @ 4 ohm
- Hi quality sound as VFI700 class
- Lateral panels as optional: cherry wood or black plexiglas panels

Hi value retail price!

Lector
Mittleurope music class

Lector audio hifi
Via Verdi,35
I-27010 Albuzzano (PV) Italy EEC
Tel. ++0382484165
Fax: ++0382481021
Email: info@lector-audio.com
Web: www.lector-audio.com



ALL MEASUREMENT @ 1 KHz input reference frequency - 230 volt ac +/-10%
Measure set by Audio Precision Sys-1

- Standard version off ZXT-60

Input sensibility for all line inputs	<i>220 mV (min) 5 V (max)</i>
Volume control potentiometer	<i>Remote control volume by handset</i>
Harmonic Distorsion THD	<i>Better than 0.1 %</i>
Signal to noise ratio	<i>90 db (A)</i>
Tube for preamplification stage	<i>6922 / ECC-88 selected (2 PCS)</i>
Frequency response	<i>15- 100 KHz +/- 1 db</i>
Nr. Line inputs channel (stereo)	<i>5 five line</i>
Nr. Line outputs record (stereo)	<i>2 two rec out</i>
Nr. Line passive out volume	<i>1 pair passive volume control</i>
SPEAKERS OUTPUT	<i>1 pair real binding post</i>
Power outputs (RMS)	<i>60 watt rms @ 8 ohm 110 watt rms @ 4 ohm</i>
Power supply available	<i>100/117/230/240 Vac 50/60 Hz 50 V/a</i>
Dimension - external measurement	<i>400 x 300 x 105 (L x P x H) mm</i>
Weight	<i>9Kg net 10 Kg gross</i>
Accessories supply	<i>Power cable mains / manual instruction/remote control handset</i>

- Version available of ZXT-60

Z XT-60 standard	<i>Basic version with remote control handset</i>
Z XT-60 /F	<i>With side cherry wood solid veneering panels</i>
Z XT-60/PX	<i>With side black plexiglas solid panels</i>

- External unit adaptor for transform Aux to Phono input

MM-70	<i>Phono riaa external module for MM gain 43 db (solid state)</i>
FONIX	<i>Phono riaa external module for MM and MC inputs (2) one chassis with shunt parallel power supply (solid state)</i>
VPP-02 MC STEP UP	<i>Phono pre pre for transform MM to MC input for mc cartridge (tube class A operation, two chassis) gain 22 db</i>
PHONO AMP MM (PAMM)	<i>Phono riaa external module for MM input accept all moving magnet cartridge (all circuits tube class A) gain 47 db</i>
PHONO AMP SYSTEM (PAS)	<i>Phono riaa external module for MM and MC inputs (2) two chassis with separate power supply (all circuit tube class A) gain mm=43 db gain mc= 63 db</i>

Powerful of Passion



1.



Zax 120

L'ufficiale gentiluomo degli amplificatori: potenza e delicatezza. Dotato di cinque ingressi di linea commutati, con relays a contatti d'orati di altissima qualità, questo per preservare l'integrità del segnale musicale dall'inizio sino alle uscite per il sistema di altoparlanti. I dispositivi di potenza, a tecnologia bipolare avanzata, garantiscono pilotaggi anche per i sistemi di altoparlanti più esigenti.

In dotazione:

- Telecomando ⁽¹⁾ opzionale (incluso nella versione M)
- Cavo di alimentazione
- Fiancattine disponibili in massello o plexiglass opzionali
- Libretto d'uso e manutenzione
- Garanzia 2 anni

Official & Gentleman within Amplifiers class: power and graceful. Equipped with five switched line input, high quality gold plated relays featured, to keep unchanged original musical signal throughout in/out path. Advanced technology power BJT's take care of the most demanding speaker systems.

Included:

- Remote Control ⁽¹⁾ optional (included in M version)
- Mains Power Cord
- Solid wood or plexiglass side panels optional
- Owner's manual of instructions
- 2 years guarantee

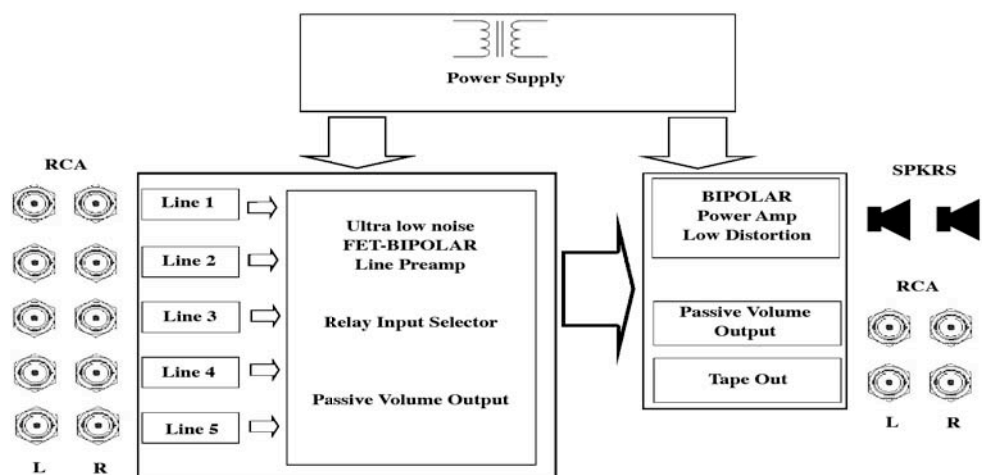
Fiancattine / Side Panels:



Plexiglass Nero
Black Plexiglass



Ciliegio
Cherry



Schema a blocchi / Block Diagram

LECTOR ZAX-120 INTEGRATED AMPLIFIER CARD

POWER OUTPUT @ 8 OHM	120 W RMS per Channel
DAMPING @ 100 Hz	better than 100
Frequency Response - 1.5 db @ max.power	10-50 Khz
Sensibility for all inputs line	200 mV
Voltage output tape recorder	150 mV
Total Distorsion THD	< 0.1%
Signal to noise ratio	better than 100 db
Input line impedance	50 Kohm / 220 pF
Power supply and power consumption	110/220 vac 190 W 50/60 Hz
Weight and dimension	8.0 Kg net -400x390x80 (LxDxH)

TYPE VERSION AVAILABLE OF ZAX-120

CODE 0009	BASIC ZAX-120	LINE 5 INPUT AMPLIFIER
CODE 0010	VOLUME REMOTE CONTROLLED ZAX120 / M	LINE 5 INPUT AMPLIFIER WITH VOLUME REMOTE CONTROL HANSET
CODE 0011	CHERRY WOOD SIDES FOR ZAX-120/ F	AMPLIFIER WITH TWO CHERRY WOOD VENEERING SIDES PANEL
CODE 0012	VOLUME REMOTE CONTROLLED AND CHERRY WOOD ZAX-120/ M F	AMPLIFIER WITH TWO CHERRY WOOD VEERING SIDES PANEL AND VOLUME REMOTE CONTROL HANSET

AMPLIFIER PERFORMANCE AND ELECTRICAL DESIGN

- Integrated amplifier with 5 line level inputs
- Output for tape recorder and one pair off speakers system @ 8 ohm recommended
- All inputs connector are gold plated for no-oxidation
- Amplifier is protected by two internal fuses and one slo-blo fusible on mains voltage 230 vac 50-60 hz.
- Amplifier available in different version with remote control volume handset and cherry wood panel for later sides

Design and handcraft in Italy EEC from Docet - Lector via Cairoli , 202
27010-Albuzzano PV tel. 0382.484165 Fax 0382.481021

Amplifier respect the european and international standard CE-EMC nr.EN-55013 e
EN-55050 / LVD 7323

DRIVE LOUDSPEAKERS BY TWO POWER AMP (BI-POWER)

This are two setup proposal for driving speakers system by two single stereo power amplifier that make double power drive without change the sound quality as driving the speakers system by one amplifier.

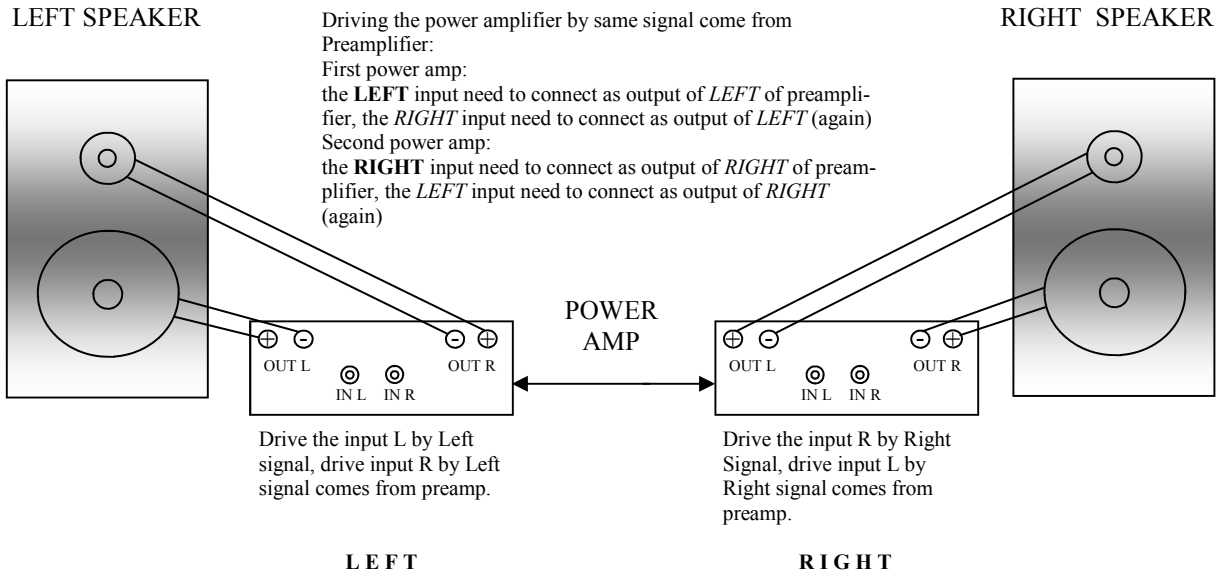
Two setup method are described, the first called "VERTICAL" and second called "HORIZONTAL".

By adopting "HORIZONTAL" bi-power is possible to setting the sensibility of single section: medium bass/ medium high by variable potentiometer if your preamplifier have this facility of setting.

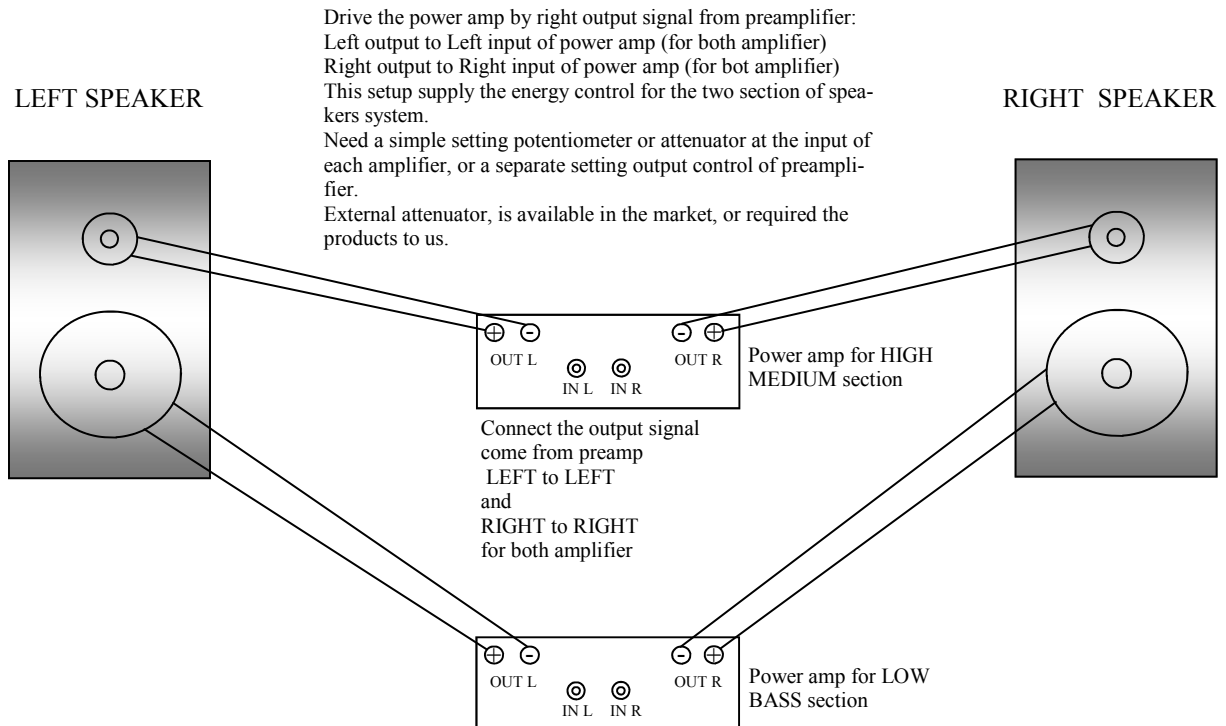
"VERTICAL" system setup give to your speaker system double power without looses the quality of your sound.


IMPORTANT NOTICE: you need a preamplifier with double output LEFT-RIGHT (4 RCA outputs)

"VERTICAL" setup with one single stereo amplifier per speaker



"HORIZONTAL" setup with one power amp for HIGH/MEDIUM and second for LOW BASS





Pannelli laterali:

- Legno ciliegio
- Black plexiglas

Sides panels:

- *Cherry wood panels*
- *Black plexiglas panels*

**KIT telecomando per il controllo a distanza del volume
(potenziometro motorizzato)
per preamplificatori e amplificatori integrati**

*Remote control handset kit for volume
(motorized potentiometer)
for preamplifier and integrated amplifier*



**Piedini isodinamici ISO-FOOTERS
Particolarmente indicati per vibrazioni parassite**

***ISO-FOOTERS**
Floating special foot for better performance !*

special spring adaptor

made in aeronautic aluminium!




Piedini a cono in alluminio anodizzato

*Aluminium conical feet : discharge vibration
Set of three pcs or set of four pcs*



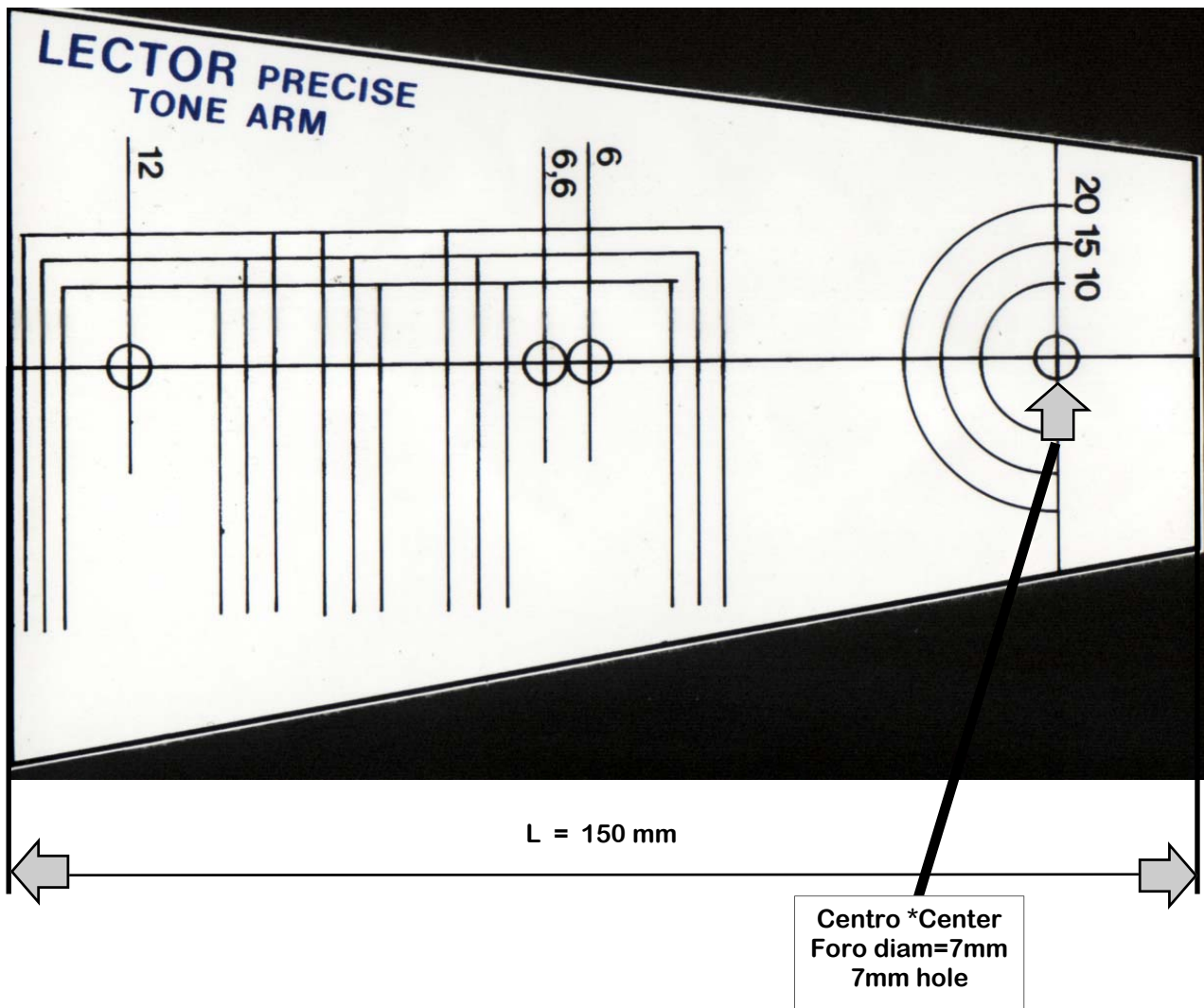
CD disco per il BURN-IN

***BURN-IN CD DISK**
for correct procedure of burn-in*



Visit the *accessories* web shop
Visita il web shop per gli *accessori*

Alignment protractor for cartridge / Dima allineamento per testina phono



Istruzioni per l'utilizzo della dima per testine:

Stampare la dima e ritagliare la sagoma lungo i bordi esterni.

Controllare che la lunghezza della dima sia di 150 mm è importante che le dimensioni dal centro* a 6 cm e a 6,6 cm siano accurate ed esatte.

Eeguire il foro del centro* con una fustella da diam. 7 mm (la fustella è facilmente acquistabile in ferramenta o utensileria).

Ora potete allineare la vostra testina infilando la dima al centro del la base del piatto direttamente sul perno.

Il corpo del portatestina (shell) deve rimanere parallelo alle righe di allineamento orizzontali tangenti al perno e muovendo la testina far collimare la puntina al centro del punto 6,6.

How to use the protractor:


Print the protractor page and cut out the outline along the external edges.

Check that the length of the protractor both of 150 mm is important that the dimensions from the center * to 6 cm. and 6,6 cm. is accurate and exact.

To perform the hole of the center * with a hollow punch off diam. 7 mms (the hollow punch is easily purchasable in hardware store).

You can now line up your head inserting the protractor to the center of the the base of the dish directly on the pivot.

The body of the shell it has to be parallel to the horizontal lines of alignment tangent to the pivot and moving the cartridge to make to coincide the point to the center of the point 6,6.



From the land of musician truly musical equipment !

www.lector-audio.it

www.lector-audio.com