
























SWING UP TO 49 MQ

-  **Standard** Parasol with retractable side arm
-  360° rotation
-  High-tenacity 6005 aluminum alloy frame
-  Protected waterproof seams (**WATER SAFE**)
-  Nautical pulley opening with blocking system (**EASY BLOCK**)
-  Modular and tiltable of medium and large dimensions
-  Available in single or multiple version (2, 3 or 4 parasol with only one pole)
-  Stainless Steel Bolts
-  Quick ribs uncoupling system (**EASY CLICK**)
-  Nylon - inox - aluminum collars
-  Rib-arm joints in nylon
-  Soft airvent
-  With or whitout 25 Cm perimetrical flounce (type A, B, C, D, E)
-  PVC Premium storage case included in the price

Availbe bases

-  Support base
-  To be fixed
-  To be buried

Accessories

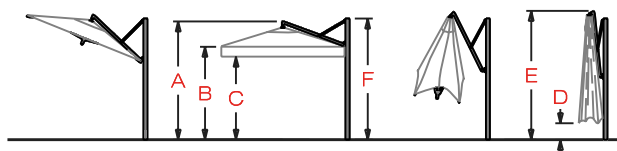
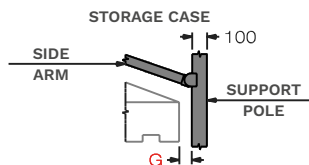
-  Led lights
-  Heaters
-  Lateral walls
-  Gutters
-  Logo application

Customizable project



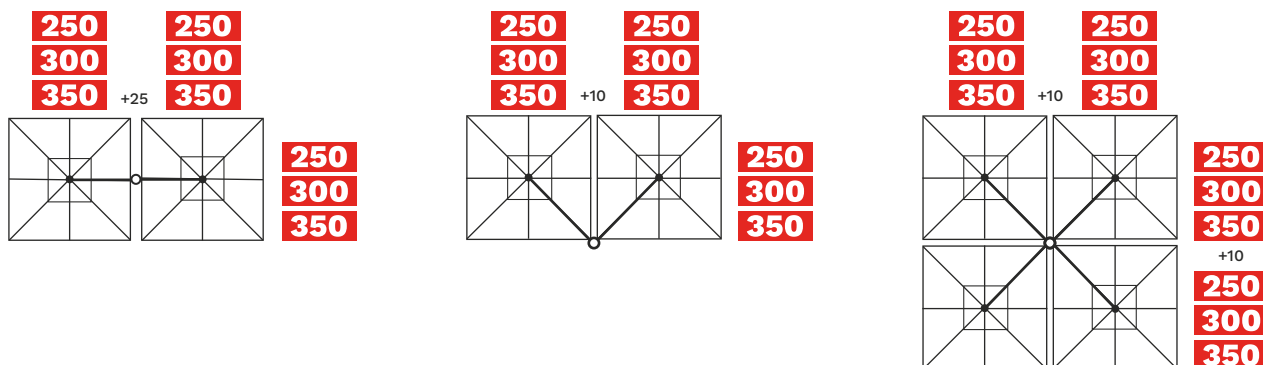
TECHNICAL SHEET

- STRUCTURE:** 6005 High-tenacity aluminum epoxy powder painted.
- PARASOL RIBS:** Radiant aluminum profiles $\square 30 \times 15 \times 2$ Mm.
- SUPPORT POLE:** Round and lateral made in reinforced aluminum diam. $\varnothing 100$ Mm epoxy powder coated.
- SIDE ARM:** In aluminum $\square 80 \times 40 \times 3$ Mm epoxy powder coated.
- WINDPROOF AIRVENT:** Soft.
- JOINTS:** In white - black - brown nylon.
- COLLARS:** In nylon - inox.
- OPENING AND CLOSING SYSTEM:** Nautical pulley with blocking system EASY BLOCK.
- BOLTS:** In stainless steel.
- STRUCTURE COLORS:** White - manganese grey - RAL on request.
- AVAILABLE FABRICS:** ENTRY - Yarn-dyed;
DESIGN - Mass-dyed;
DESIGN+PERFORMANCE - Nautical resined. | See Gaggio Color Collection
- PVC STORAGE CASE:** PVC Premium storage case.



PARAS. SIZE WHEN OPEN (Cm)	RIBS N°	HEIGHTS (Cm) WITH STANDARD CONFIGURATION							WEIGHT (Kg)	PACKAGING SIZE	
		A	B	C	D	E	F	G			
300x300	8	300	240	215	85	315	315	8	44	Cm 350x50x50	Kg 11,5
350x350	8	325	230	205	71	329	320	8	49	Cm 350x50x50	Kg 11,5
400x400	8	293	230	205	36	337	320	8	53	Cm 350x50x50	Kg 11,5
300x200	6	320	235	210	103	320	320	8	40	Cm 350x50x50	Kg 11,5
300x250	8	300	234	209	105	320	320	8	42	Cm 350x50x50	Kg 11,5
350x250	8	300	236	205	71	320	320	8	44	Cm 350x50x50	Kg 11,5
350x300	8	320	235	210	87	335	320	8	47	Cm 350x50x50	Kg 11,5
400x250	8	305	230	205	55	317	317	8	46	Cm 350x50x50	Kg 11,5
400x300	8	320	235	210	60	328	320	8	48	Cm 350x50x50	Kg 11,5
450x250	8	310	230	205	45	320	320	8	48	Cm 350x50x50	Kg 11,5
450x300	8	320	240	215	50	337	320	8	53	Cm 350x50x50	Kg 11,4
HEIGHTS (Cm) WITH CONFIGURATION ON DIAGONAL											
250x250	4	290	230	205	135	345	320	8	41	Cm 350x50x50	Kg 11,5
300x300	8	300	235	210	95	325	320	8	44	Cm 350x50x50	Kg 11,5
350x350	8	300	235	210	85	342	320	8	49	Cm 350x50x50	Kg 11,5

Heights and weights are approximate, base and package excluded. Heights and weights may change without notice.



PACKAGING: n° 2 - Cm 350x50x50 - Kg 13

TECHNICAL SHEET

FOOTPRINT

LEGEND

- _____
L= PARASOL SIDE
- _____
1/2 L= HALF PARASOL SIDE
- _____
D= 8 Cm MINIMUM DISTANCE FROM WALS /OTHER ELEMENTS

-X- BASEMENT DIMENSIONS OVER THE UMBRELLA SIDE

SUPPORT BASE 84x84x23	53 Cm
SUPPORT BASE 104x104x23	58 Cm
SUPPORT BASE 115x104x6	63 Cm / 44 Cm
SUPPORT BASE 115x76x5	18 Cm / 81 Cm
JOINTED BASE 25X30X1	23 Cm

