



**SASSI**  
**PIERO SRL**

PIASTRE  
ROSONI  
CAPPUCCI  
SOFFIONI  
DOCCE TUBI  
CANNOTTI  
ACCESSORI

Programma di produzione

0.14



PIASTRE  
ROSONI  
CAPPUCCI  
SOFFIONI  
DOCCE TUBI  
CANNOTTI  
ACCESSORI



**SASSI**  
**PIERO SRL**

Programma di produzione

0.14

# LA NOSTRA STORIA

Our history / Notre histoire

La nostra storia coincide con le storie degli uomini che l'hanno fondata e fatta crescere, le mani di quegli uomini raccontano queste storie, spiegano il passato e ne indicano il futuro; nel nostro caso l'uomo è uno solo Sassi Piero.

La ditta Sassi opera nel settore della rubinetteria dal 1955, quando iniziò il suo corso con lo stabilimento in C.so XXV Aprile a Gozzano, è specializzata nella produzione di accessori idrosanitari che completano il bagno. Nel 1998 la ditta si è trasferita in un nuovo stabilimento, in via Morena 30/1 a Gozzano, che copre una superficie di oltre 4000 mq, e 2 depositi di oltre 2000 mq.

L'affidabilità dei nostri articoli deriva dall'alta qualità delle materie prime impiegate e dall'esperienza acquisita nel settore dell'ottone, rame, acciaio inox e nei processi produttivi dello stampaggio in lastra e dalla lavorazione e piegatura di tubi trafilati in ottone.

Grazie oltre, alla nostra pulitura e saldatura interna i nostri prodotti sono curati nei minimi dettagli in tutti i loro processi di produzione, dalla materia prima alla spedizione, ottenendo in fine un prodotto di alta qualità.

Nel corso degli anni si è acquisita l'abilità di allargare la propria gamma di produzione e di soddisfare allo stesso tempo la domanda nazionale ed internazionale.

La ditta Sassi è simbolo di solidità, tradizione, autorevolezza e robustezza; l'acqua è l'elemento al cui servizio ruota da anni la nostra azienda, con la passione del MADE IN ITALY.

Con una semplice telefonata al nostro ufficio vendite, potrete accedere alla vasta gamma di articoli disponibili a magazzino, che sarà anche a vostra completa disposizione per qualsiasi informazione riguardante i nostri prodotti.

Our history coincides with the histories of the men who founded it and expanded it, the hands of those men tell these stories, explain the past and outline its future; in our case one man did it, Sassi Piero.

The firm Sassi is in the sector of taps and fittings since 1955, when it started up in the plant of C.so XXV Aprile at Gozzano, it is specialized in the production of bathroom sanitary fittings. In 1998 the firm moved to a new plant, in via Morena 30/1 at Gozzano, which covers a surface of more than 4000 sq m, and 2 warehouses of more than 2000 sq m. The reliability of our items comes from the high quality of raw materials used and from the experience acquired in the field of brass, copper, stainless steel and production processes of slab moulding and processing and folding of brass drawn pipes.

In addition thanks to the internal cleaning and welding our products are studied in every detail in all their production processes, from raw material to shipping, obtaining finally a high quality product.

Through the years, we developed a larger production array and met at the same time the national and international demand.

The firm Sassi is the symbol of solidity, tradition, influence and solidity; water is the element around which our company turned around, with the passion for MADE IN ITALY.

With a simple call to our sales office, you can access our large array of items in stocks, as well as being at your service for any information on our products.



Notre histoire coïncide avec les histoires des hommes qui l'ont fondée et développée, les mains de ces hommes racontent ces histoires, expliquent le passé et en indiquent le futur; dans notre cas il y a un seul homme Sassi Piero.

La société Sassi débute dans le secteur de la robinetterie en 1955, avec l'établissement de C.so XXV Aprile à Gozzano, spécialisée dans la production d'accessoires sanitaires qui complètent la salle de bain. En 1998 la société se transfère dans un nouvel établissement, à via Morena 30/1 à Gozzano, qui couvre une surface de plus de 4000 m2, et deux 2 dépôts de plus de 2000 m2.

La fiabilité de nos articles est le résultat de la qualité des matières premières utilisées et de l'expérience acquise dans le secteur du laiton, du cuivre, de l'acier inox et dans les processus de production du moulage en dalle et de l'usinage et pliage de tubes profilés en laiton.

En plus grâce à notre nettoyage et soudage interne nos produits sont étudiés dans les moindres détails dans tous leurs processus de production, de la matière première à l'expédition, en obtenant finalement un produit de haute qualité.

Au cours des années on a su élargir la gamme de production ainsi que satisfaire en même temps à la demande nationale et internationale. La société Sassi est symbole de solidité, tradition, influence et solidité; l'eau est l'élément au service duquel pivote depuis des années notre société, avec la passion du MADE IN ITALY.

Avec un simple coup de fil à notre bureau des ventes, vous pourrez accéder à la vaste gamme d'articles disponibles en stock, qui sera également à votre complète disposition pour toute information concernant nos produits.



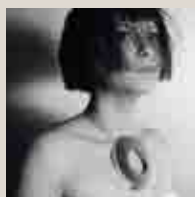
**SASSI  
PIERO SRL**

made in Italy



# INDICE

Index / Sommaire



1

## PIASTRE

Quick-Pitch / Plaques

7



2

## ROSONI

Rosaces / Rosace

11



3

## CAPPUCCI

Taper / Capuchons

19



4

## DOCCE, SOFFIONI & C.

Showers & C. / Pommés de douche & C.

23



5

## TUBI A COLONNA ACCESSORI

Straight tube / Colonne de douche

31



6

## TUBI PER PASSI RAPIDI

Tube for W.C. / Tube pour W.C.

37



7

## CANNOTTI PER SIFONI

Smooth tube / Tube pour siphon

43



8

## GIUNZIONI MANICOTTI

Reduced-Telescopic tube / Jonction-Manchon

53



9

## TUBI IN RAME

Copper tube / Tube en cuivre

57



10

## **CURVE E SQUADRETTE**

90° Tube / Coude pour vidage sous-lavabo

63



11

## **CURVETTE SOTTOLAVABO**

Stop bend / Coude sous-lavabo

67




12

## **NIPLES E DADI**

Screw and caps / Mamelons en ecrou

73



13

## **RACCORDI E PROLUNGHE**

Unions and extension / Raccord et allonge

77



14

## **TAPPI**

Cover / Cache-trou

83



15

## **GUARNIZIONI E RANELLE**

Ogive-Gaskets / Ogive-Joints

87



16

## **CANNE PER LAVELLO**

Spout for sink / Bec pour évier

91



17

## **ROMPIGETTI AERATORI**

Jet breaker aerators / Brise-jet aérateur

101



18

## **ACCESSORI**

Accessories / Accessories

107

# IL NOSTRO MADE IN ITALY

Our Made in Italy / Notre Made in Italy



Una lunga storia fatta di qualità, di materie prime selezionate, di tanta tecnologia e l'abilità di maestranze competenti che tanto hanno fatto e continueranno a fare ogni giorno per realizzare prodotti di altissima qualità totalmente MADE IN ITALY.

A long history made of quality, selected raw materials, a lot of technology and the skills of our workers that made so much and will keep on doing so to make top quality products totally MADE IN ITALY.

Une longue histoire faite de qualité, matières premières sélectionnées, de technologie en quantité et la capacité des professionnels qui ont fait tellement et continueront de faire chaque jour pour réaliser des produits de qualité très élevée totalement MADE IN ITALY.





# 1

## PIASTRE

Quick-Pitch / Plaques



**SASSI**

**PS** art. **201**

**Piastra rotonda  
per passo rapido**

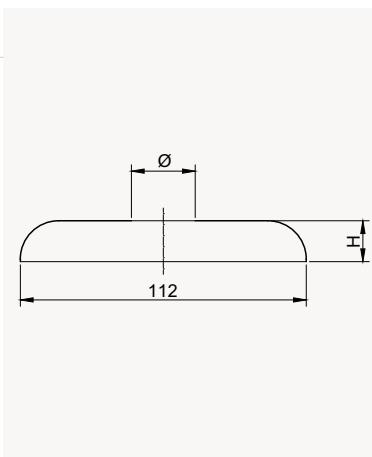
*Round quick-pitch plate*

*Plaque ronde pour passage rapide*



CONF: 10 PZ

| misura<br>size<br>mesure |       | €<br>cromato<br>chrome<br>chromée | €<br>lucido<br>polish<br>poli |
|--------------------------|-------|-----------------------------------|-------------------------------|
| H                        | Ø     |                                   |                               |
| 20                       | 25-28 |                                   |                               |
| 30                       | 25-28 |                                   |                               |




**PS** art. **202**

**Piastra rettangolare  
per passo rapido**

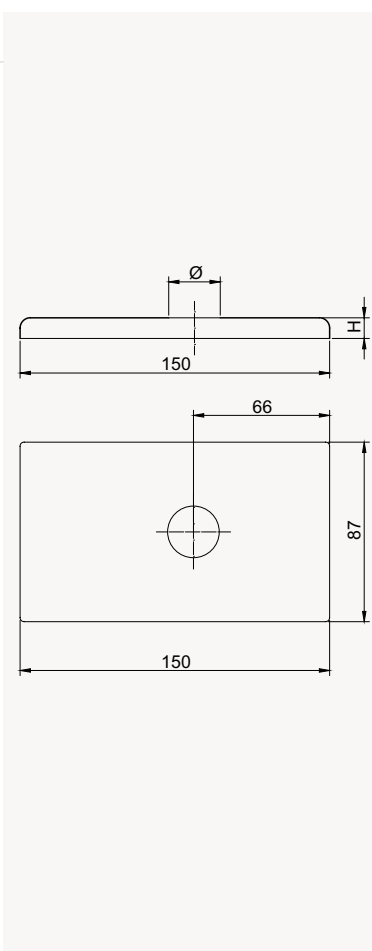
*Rectangular quick-pitch plate*

*Plaque rectangulaire  
pour passage rapide*



CONF: 1 PZ

| misura<br>size<br>mesure |       | €<br>cromato<br>chrome<br>chromée | €<br>lucido<br>polish<br>poli | €<br>inox<br>inox<br>inox |
|--------------------------|-------|-----------------------------------|-------------------------------|---------------------------|
| H                        | Ø     |                                   |                               |                           |
| 5                        | 25-28 |                                   |                               |                           |
| 10                       | 25-28 |                                   |                               |                           |
| 20                       | 25-28 |                                   |                               |                           |



**PS** art. **203**

**Piastra rotonda coprisifone  
con vite in ottone nikelato**

*Cover for floor trap*

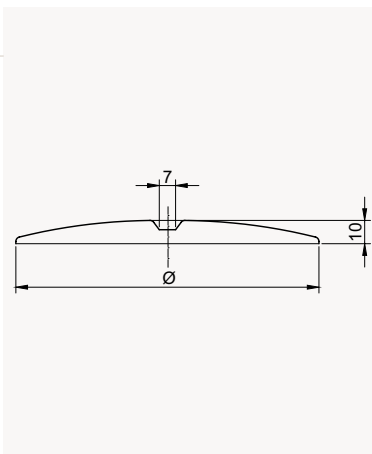
*with screw nichel plated*

*Plaque ronde couvre-siphon  
avec vis laiton nichelé*



CONF: 10 PZ

| misura<br>size<br>mesure |  | €<br>inox 18/8<br>inox 18/8<br>inox 18/8 | €<br>ott. lucido<br>brass polish<br>laiton poli | €<br>ott. grezzo<br>brass raw<br>laiton brut |
|--------------------------|--|--|---|--|
| Ø                        |  |  |   |  |
| 130                      |  |  |   |  |
| 150                      |  |  |   |  |



**P**  
**S** art. **204**

**Piastra rotonda per monocomando incasso**

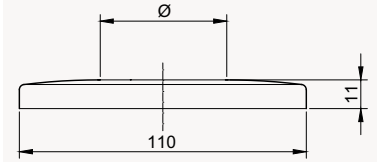
*Round plate for mixer*

Plaque pour mitigeur encastré



CONF: 5 PZ

| misura<br>size<br>mesure<br>Ø | €<br>cromato<br>chrome<br>chromée | €<br>lucido<br>polish<br>poli | €<br>grezzo<br>raw<br>brut |
|-------------------------------|-----------------------------------|-------------------------------|----------------------------|
| 50-55-62                      |                                   |                               |                            |



**P**  
**S** art. **257**

**Piastra rotonda per monocomando incasso**

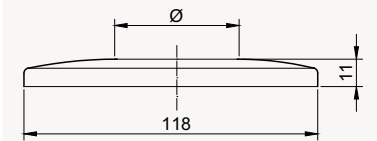
*Round plate for mixer*

Plaque pour mitigeur encastré



CONF: 5 PZ

| misura<br>size<br>mesure<br>Ø | €<br>cromato<br>chrome<br>chromée | €<br>lucido<br>polish<br>poli | €<br>grezzo<br>raw<br>brut |
|-------------------------------|-----------------------------------|-------------------------------|----------------------------|
| 45-50-55-62                   |                                   |                               |                            |



**P**  
**S** art. **258**

**Piastra rotonda per monocomando incasso**

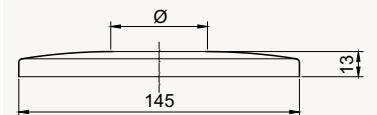
*Round plate for mixer*

Plaque pour mitigeur encastré



CONF: 1 PZ

| misura<br>size<br>mesure<br>Ø | €<br>lucido<br>polish<br>poli | €<br>grezzo<br>raw<br>brut |
|-------------------------------|-------------------------------|----------------------------|
| 50-55-62                      |                               |                            |



**PS** art. **242**

**Piastra con foro ovale per curva 45°**

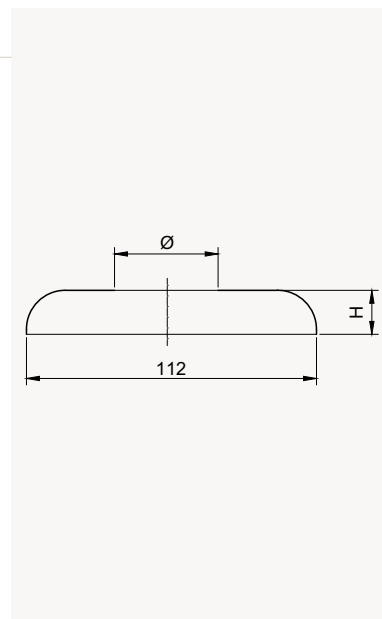
*Round quick-pitch plate with oval bove*

Plaque a trou ovale, pour coude a 45°



CONF.: 10 PZ

| misura<br>size<br>mesure<br>H | €<br>cromato<br>chrome<br>chromée |
|-------------------------------|-----------------------------------|
| 20                            |                                   |



**PS** art. **238**

**Piastra ovale per miscelatore incasso**

*Oval quick-pitch plate for mixer*

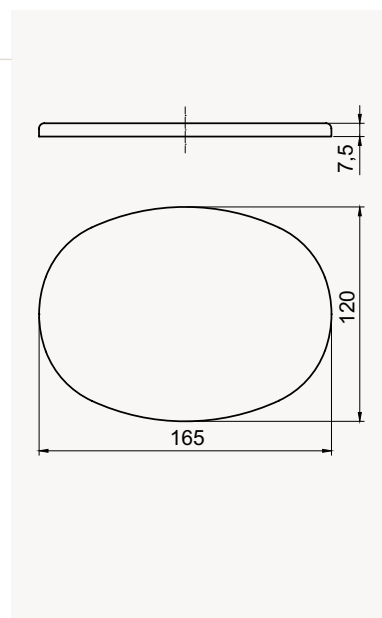
Plaque ovale a deux trous mitigeur encastre



CONF.: 1 PZ

| misura<br>size<br>mesure<br>H | €<br>grezzo<br>raw<br>brut |
|-------------------------------|----------------------------|
| 7,5                           | *                          |

\* Prezzo all'ordine  
Price up to order  
Ordre de prix





2

**ROSONI**

Rosaces / Rosace



**SASSI**

**PS** art. **205**

**Rosone a scatola con  
o senza alette**

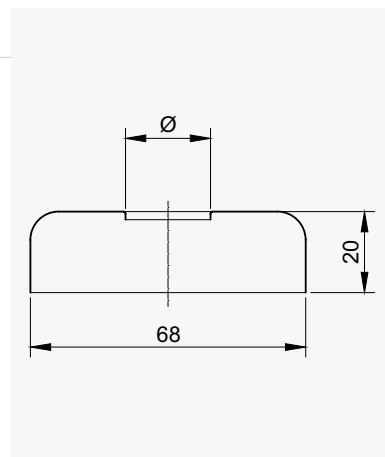
*High rosace*

Rosace couvrante



CONF: 25 PZ

| misura<br>size<br>mesure<br>H | Ø         | €<br>cromato<br>chrome<br>chromée |
|-------------------------------|-----------|-----------------------------------|
| 20                            | 3/8"-1/2" |                                   |



**PS** art. **416**

**Rosone a scatola per sifone**

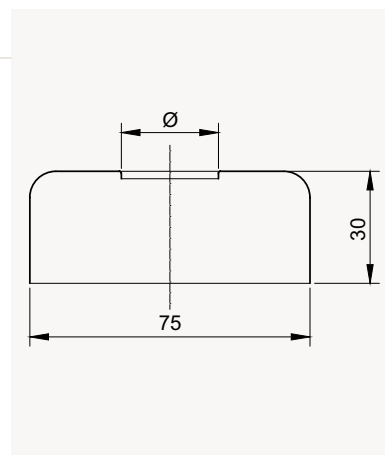
*High rosace*

Rosace couvrante pour siphon



CONF: 10 PZ

| misura<br>size<br>mesure<br>H | Ø        | €<br>cromato<br>chrome<br>chromée |
|-------------------------------|----------|-----------------------------------|
| 30                            | 26-30-32 |                                   |



**PS** art. **301**

**Rosone a scatola**

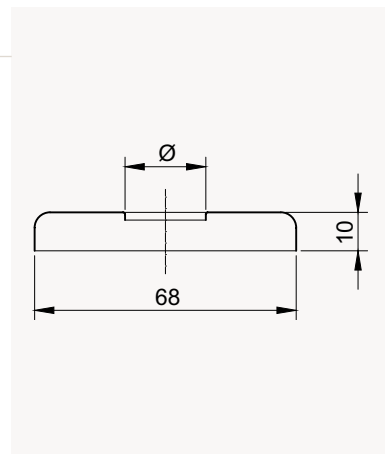
*High rosace*

Rosace couvrante



CONF: 25 PZ

| misura<br>size<br>mesure<br>H | Ø         | €<br>cromato<br>chrome<br>chromée |
|-------------------------------|-----------|-----------------------------------|
| 10                            | 3/8"-1/2" |                                   |



**PS** art. **208**

**Rosone per canotto eccentrico**

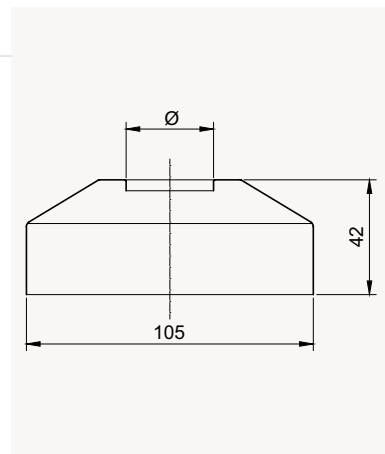
*Giant rosace connecting pipe*

Rosace pour tuyau excentrique



CONF: 10 PZ

| misura<br>size<br>mesure<br>H | Ø        | €<br>cromato<br>chrome<br>chromée |
|-------------------------------|----------|-----------------------------------|
| 42                            | 26-30-32 |                                   |





art. **206**

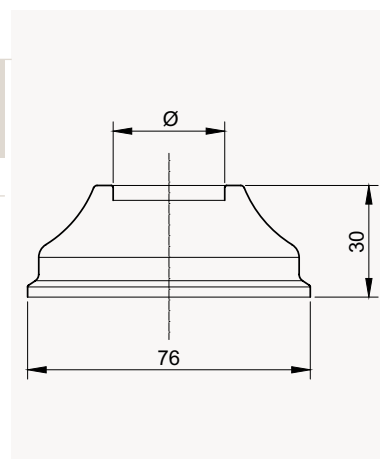
**Rosone per canotto W.C.**

*Rosace connecting pipe*  
*Rosace pour tuyau W.C.*



CONF: 50 PZ

| misura<br>size<br>mesure<br>Ø | €<br>cromato<br>chrome<br>chromée | €<br>lucido<br>polish<br>poli | €<br>grezzo<br>raw<br>brut |
|-------------------------------|-----------------------------------|-------------------------------|----------------------------|
| 26-30-32                      |                                   |                               |                            |



art. **255**

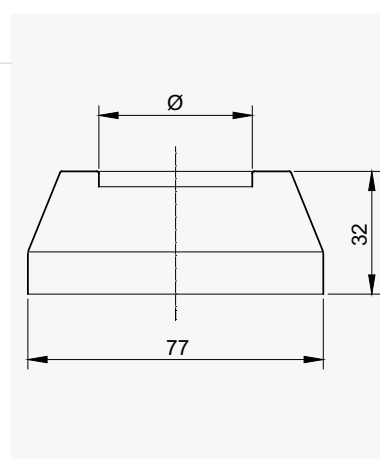
**Rosone conico per canotto**

*Rosace connecting pipe*  
*Rosace pour tuyau W.C.*  
*type conique*



CONF: 25 PZ

| misura<br>size<br>mesure<br>Ø | €<br>cromato<br>chrome<br>chromée |
|-------------------------------|-----------------------------------|
| 26                            |                                   |
| 30                            |                                   |
| 32                            |                                   |
| 40                            |                                   |



art. **210**

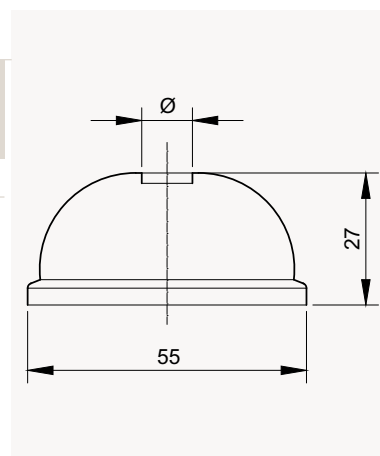
**Rosone per curva sottolavabo**

*Under lavatory rosace,*  
*for square pipe*  
*Rosace pour coude sous-lavabo*



CONF: 50 PZ

| misura<br>size<br>mesure<br>Ø | €<br>cromato<br>chrome<br>chromée | €<br>lucido<br>polish<br>poli | €<br>grezzo<br>raw<br>brut |
|-------------------------------|-----------------------------------|-------------------------------|----------------------------|
| 10-12-14                      |                                   |                               |                            |



art. **209**

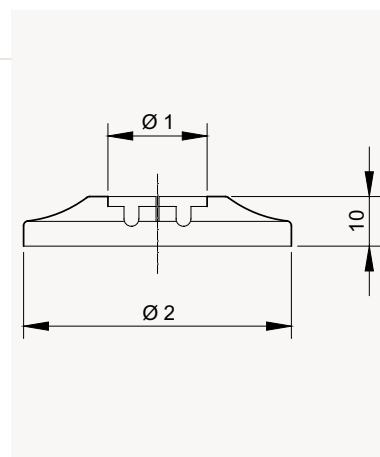
**Rosone apribile**

*Brass opening rosace*  
*Rosace ouvrante*



CONF: 50 PZ

| misura<br>size<br>mesure<br>Ø1 | Ø2 | €<br>cromato<br>chrome<br>chromée |
|--------------------------------|----|-----------------------------------|
| 3/8"                           | 54 |                                   |
| 1/2"                           | 54 |                                   |
| 3/4"                           | 65 |                                   |
| 1                              | 65 |                                   |
| 1"1/4                          | 73 |                                   |
| 10-12-14-16                    | 54 |                                   |



**PS** art. **211**

**Rosone esagonale**

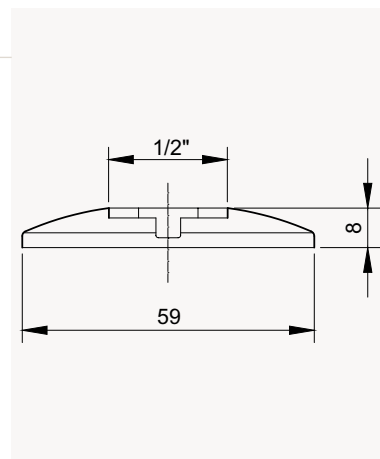
Rosace with hex bove  
Rosace à trou exagonal



CONF: 100 PZ

| misura<br>size<br>mesure<br>Ø | €<br>inox protetto<br>inox<br>inox |
|-------------------------------|------------------------------------|
| 1/2"                          |                                    |
| * 1/2"                        |                                    |

\* CONF: 2000 PZ SFUSI



**PS** art. **212**

**Rosone per rubinetti**

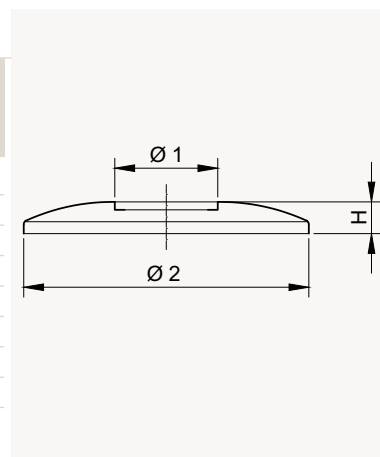
Rosace for tap  
Rosace pour robinets



CONF: 100 PZ

| misura<br>size<br>mesure<br>H | Ø1   | Ø2 | €<br>cromato<br>chrome<br>chromée | €<br>grezzo<br>raw<br>brut | €<br>inox<br>inox<br>inox |
|-------------------------------|------|----|-----------------------------------|----------------------------|---------------------------|
| 5                             | 3/8" | 53 |                                   |                            |                           |
| 5                             | 1/2" | 58 |                                   |                            |                           |
| 8                             | 3/8" | 73 |                                   |                            |                           |
| 8                             | 1/2" | 73 |                                   |                            |                           |
| 8                             | 3/4" | 73 |                                   |                            |                           |
| 8                             | 1"   | 73 |                                   |                            |                           |
| 5                             | 1/2" | 60 |                                   |                            |                           |
| * 5                           | 1/2" | 60 |                                   |                            |                           |

\* CONF: 2000 PZ SFUSI



**PS** art. **212K**

**Rosone per rubinetti da 1/2"**

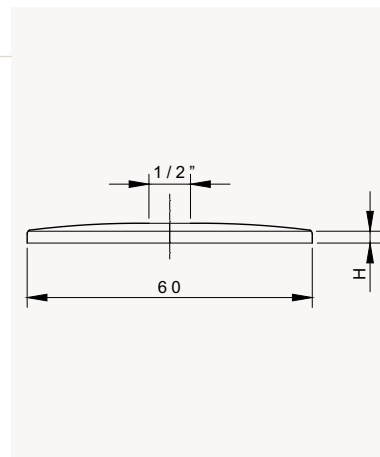
Rosace for tap da 1/2"  
Rosace conique a griffes da 1/2"



CONF: 50 PZ

| misura<br>size<br>mesure<br>H | Ø1   | Ø2 | €<br>cromato<br>chrome<br>chromée |
|-------------------------------|------|----|-----------------------------------|
| * 5                           | 1/2" | 60 |                                   |
| 10                            | 1/2" | 60 |                                   |
| 15                            | 1/2" | 60 |                                   |

\* CONF: 100 PZ



**PS** art. **405**

**Rosone conico con alette**

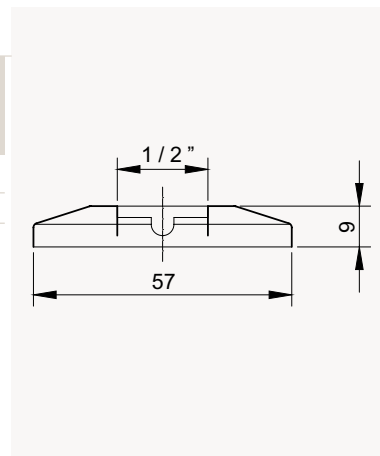
Rosace for tap  
Rosace conique a griffes



CONF: 50 PZ

| misura<br>size<br>mesure<br>Ø | €<br>cromato<br>chrome<br>chromée | €<br>inox protetto<br>inox<br>inox | €<br>grezzo<br>raw<br>brut |
|-------------------------------|-----------------------------------|------------------------------------|----------------------------|
| 1/2"                          |                                   |                                    |                            |
| * 1/2"                        |                                   |                                    |                            |

\* CONF: 2000 PZ SFUSI







art. **214**

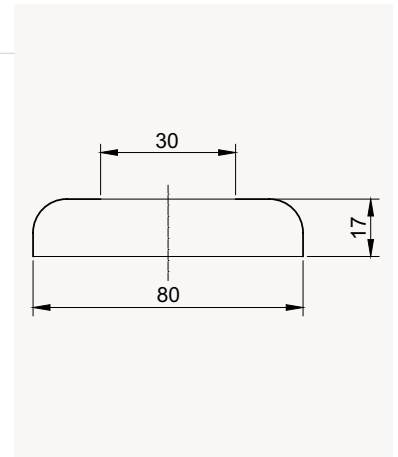
**Rosone a scatola foro ovale per curva a 45°**

*Rosace with oval bove*  
Rosace couvrante à trou pour tuyau coudé 45°



CONF: 25 PZ

| misura<br>size<br>mesure<br>Ø | €<br>cromato<br>chrome<br>chromée | €<br>lucido<br>polish<br>poli |
|-------------------------------|-----------------------------------|-------------------------------|
| 30                            |                                   |                               |



art. **215**

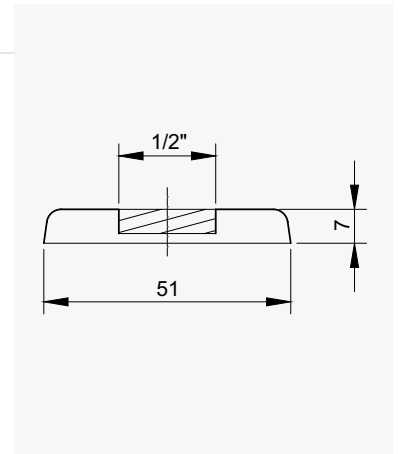
**Rosone filettato piano per eccentrico distanziabile**

*Threaded rosace*  
Rosace taraudée conique pour excentrique



CONF: 50 PZ

| misura<br>size<br>mesure<br>Ø | €<br>cromato<br>chrome<br>chromée |
|-------------------------------|-----------------------------------|
| 1/2"                          |                                   |



art. **218**

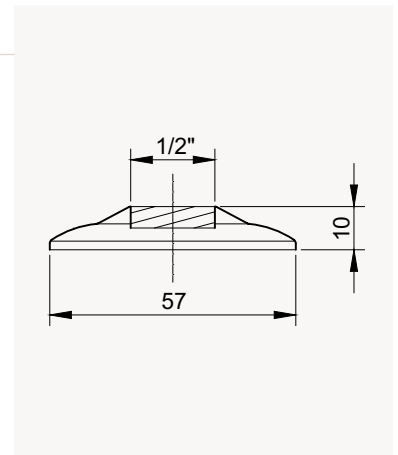
**Rosone filettato sagomato per braccio doccia**

*Threaded rosace*  
Rosace taraudée pour bras de douche et sous-lavabo



CONF: 50 PZ

| misura<br>size<br>mesure<br>Ø | €<br>cromato<br>chrome<br>chromée |
|-------------------------------|-----------------------------------|
| 1/2"                          |                                   |



art. **404**

**Rosone filettato in acciaio inox, protetto**

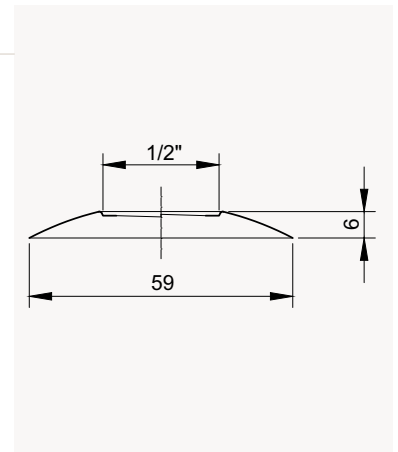
*High rosace*  
Rosace taraudée en acier inox



CONF: 100 PZ

| misura<br>size<br>mesure<br>Ø | €<br>inox<br>inox<br>inox |
|-------------------------------|---------------------------|
| 1/2"                          |                           |
| * 1/2"                        |                           |

\* CONF: 2000 PZ SFUSI



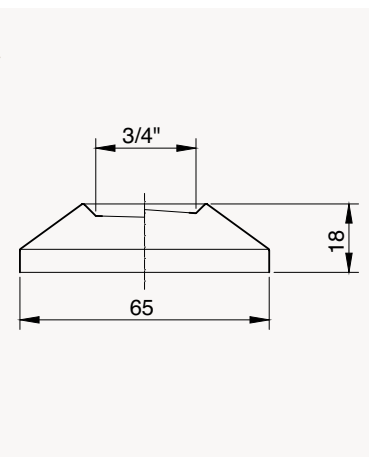
P  
Sart. **219****Rosone filettato conico per eccentrico***Threaded rosace*

Rosace taraudée conique pour excentrique



CONF.: 25 PZ

| misura<br>size<br>mesure | €<br>cromato<br>chrome<br>chromée |
|--------------------------|-----------------------------------|
| Ø1                       |                                   |
| 3/4"                     |                                   |

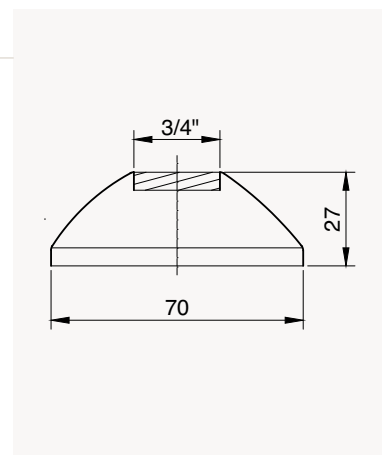
P  
Sart. **219K****Rosone filettato conico per eccentrico***Threaded rosace*

Rosace taraudée conique pour excentrique



CONF.: 10 PZ

| misura<br>size<br>mesure | €<br>cromato<br>chrome<br>chromée |
|--------------------------|-----------------------------------|
| Ø1                       |                                   |
| 3/4"                     |                                   |

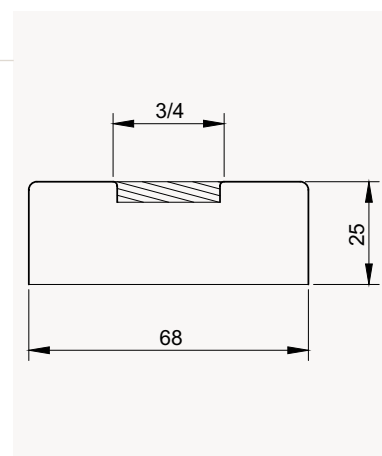
P  
Sart. **252****Rosone a scatola per eccentrico filettato 3/4"***Threaded rosace*

Rosace taraudée pour excentrique



CONF.: 10 PZ

| misura<br>size<br>mesure | H  | €<br>cromato<br>chrome<br>chromée |
|--------------------------|----|-----------------------------------|
| Ø                        |    |                                   |
| 3/4"                     | 25 |                                   |
| SP. 0,5                  |    |                                   |
| SP. 1                    |    |                                   |

TIPO LEGGERO SP. 0,5  
TIPO PESANTE SP. 1P  
Sart. **327****Rosone in barra cilindrico con tubetto Ø 18x70 mm cromo***Rosace bar cylindrical with tube*

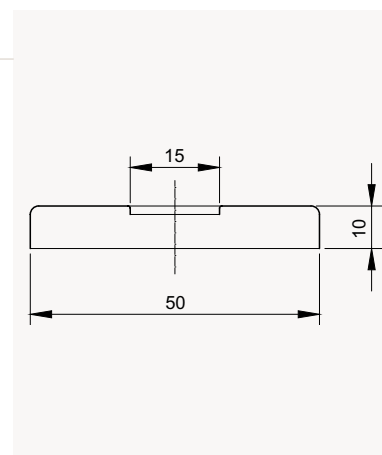
Ø 18x70 mm - chrome

Rosace de barre cylindrique avec tube Ø 18x70 mm - chromée



CONF.: 2 PZ

| misura<br>size<br>mesure | € CAD.<br>cromato<br>chrome<br>chromée |
|--------------------------|--|
| Ø                        |  |
| 18                       |  |





art. **256**

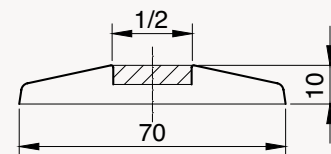
**Rosone filettato**

*Threaded rosace*  
Rosace taraudée



**CONF.: 50 PZ**

| misura<br>size<br>mesure<br>Ø | €<br>cromato<br>chrome<br>chromée |
|-------------------------------|-----------------------------------|
| 1/2"                          |                                   |



art. **259**

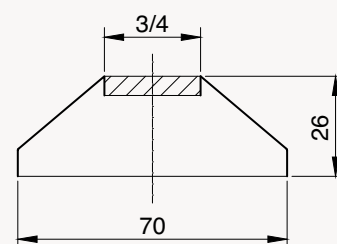
**Rosone per eccentrico filettato 3/4"**

*Threaded rosace*  
Rosace taraudée pour excentrique



**CONF.: 50 PZ**

| misura<br>size<br>mesure<br>Ø | €<br>cromato<br>chrome<br>chromée |
|-------------------------------|-----------------------------------|
| 3/4"                          |                                   |



art. **260**

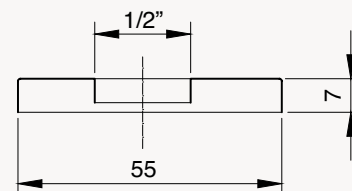
**Rosone quadro 55x55 Ø 1/2"**

*Rosace framework 55x55 Ø 1/2"*  
Rosace cadre 55x55 Ø 1/2"



**CONF.: 50 PZ**

| misura<br>size<br>mesure<br>Ø | €<br>cromato<br>chrome<br>chromée |
|-------------------------------|-----------------------------------|
| 1/2"                          |                                   |



art. **278**

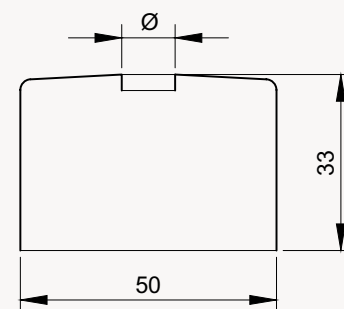
**Rosone per orinatoio cromo**

*Rosace chrome plated urinal*  
Rosace urinoir plaqué chrome



**CONF.: 25 PZ**

| misura<br>size<br>mesure<br>Ø | €<br>cromato<br>chrome<br>chromée |
|-------------------------------|-----------------------------------|
| 10                            |                                   |
| 12                            |                                   |
| 14                            |                                   |

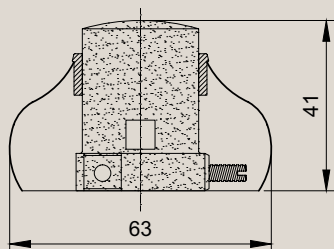




Il nostro cappuccio **“UNIVERSALE”** serve per la sostituzione dei vostri vecchi cappucci di valvole a sfera, saracinesche, rubinetti d’incasso. Si adatta ad ogni tipo di filetto.

Our **“UNIVERSAL”** cap is employed for replacing your old caps of sphere, “gate” valves fitting taps and fits any kind of screw.

Notre capuchon **“UNIVERSEL”** sert pour la substitution de votre vieux capuchons de sou-pape à bille vannes, robinettes d’encaissage et se adapt a tous les types de filet.



made in Italy



art. **216**

## PROPOSTE DI UTILIZZO DEL NOSTRO CAPPuccio

# “UNIVERSALE”

Proposals for the using of our “Universal cap”  
Propositions d’emploi de notre capuchon “Universel”



PRATICO +  
COMODO +  
ECONOMICO =  
**UNIVERSALE**





# 3

## CAPPUCCI

Taper / Capuchons



**SASSI**

**PS** art. **216**

**Cappuccio universale**  
Taper "universal"  
Capuchon "universal"

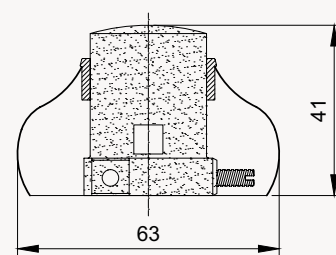


CONF: 10 PZ

| misura<br>size<br>mesure<br>H | €<br>cromato<br>chrome<br>chromée | €<br>bianco<br>white<br>blanc | €<br>dorato<br>dorato<br>dorato |
|-------------------------------|-----------------------------------|-------------------------------|---------------------------------|
| 41                            |                                   | *                             | *                               |

| misura<br>size<br>mesure<br>H | €<br>bronzo<br>bronze<br>bronze | €<br>rame<br>copper<br>cuivre |
|-------------------------------|---------------------------------|-------------------------------|
| 41                            | *                               | *                             |

\* Prezzo all'ordine  
Price up to order  
Ordre de prix



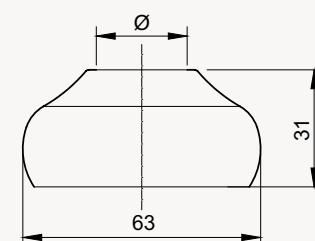
**PS** art. **220**

**Cappuccio bombato per rubinetto incasso**  
Taper cap  
Capuchon bombé pour robinets encastrés



CONF: 250 PZ e 1200 PZ

| misura<br>size<br>mesure<br>Ø | €<br>cromato<br>chrome<br>chromée |
|-------------------------------|-----------------------------------|
| 28,5                          |                                   |
| 32                            |                                   |



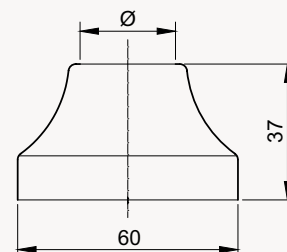
**PS** art. **223**

**Cappuccio a campana per rubinetto incasso**  
Taper bell  
Capuchon cloche pour robinets encastrés



CONF: 500 PZ

| misura<br>size<br>mesure<br>Ø | €<br>cromato<br>chrome<br>chromée |
|-------------------------------|-----------------------------------|
| 22                            |                                   |
| 26                            |                                   |
| 30                            |                                   |



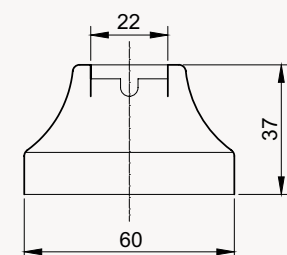
**PS** art. **224**

**Cappuccio a campana con alette per rubinetto incasso**  
Taper bell  
Capuchon cloche à ailettes pour robinets encastrés



CONF: 500 PZ

| misura<br>size<br>mesure<br>Ø | €<br>cromato<br>chrome<br>chromée |
|-------------------------------|-----------------------------------|
| 22                            |                                   |



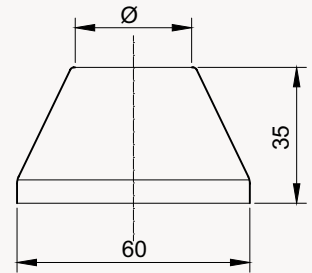
**PS** art. **407**

**Cappuccio conico per rubinetti incasso**

*Taper cap for recessed system*  
 Capuchon conique pour robinets encastrés

CONF.: 500 PZ

| misura<br>size<br>mesure<br>Ø | €<br>cromato<br>chrome<br>chromée |
|-------------------------------|-----------------------------------|
| 23                            |                                   |
| 30                            |                                   |



**PS** art. **338**

**Rosone con gambo eccentrico**

*Chromium - plated eccentric*  
 Rosace avec excentrique

CONF.: 10 PZ

| misura<br>size<br>mesure<br>Ø | €<br>cromato<br>chrome<br>chromée |
|-------------------------------|-----------------------------------|
| 1/2" x 3/4"                   |                                   |



**PS** art. **339**

**Rosone con gambo eccentrico**

*Chromium - plated eccentric*  
 Rosace avec excentrique

CONF.: 10 PZ

| misura<br>size<br>mesure<br>Ø | €<br>cromato<br>chrome<br>chromée |
|-------------------------------|-----------------------------------|
| 1/2" x 3/4"                   |                                   |



**PS** art. **217**

**Rosone con gambo eccentrico**

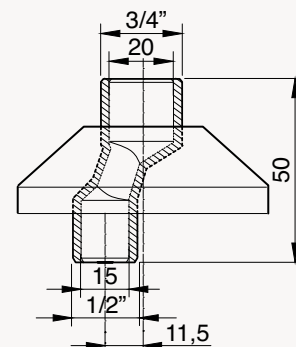
*Chromium - plated eccentric*

*Rosace avec excentrique*



CONF: 10 PZ

| misura<br>size<br>mesure<br>Ø | €<br>cromato<br>chrome<br>chromée |
|-------------------------------|-----------------------------------|
| 1/2" x 3/4"                   |                                   |



**PS** art. **217/I**

**Rosone con gambo eccentrico**

**interasse 2 cm nikel**

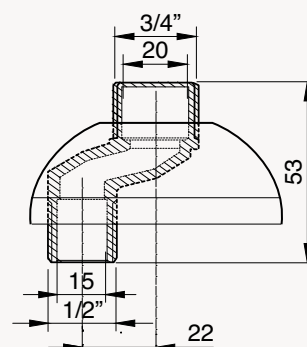
*Chromium - plated eccentric, 2 cm distance*

*Rosace avec excentrique, 2 cm de distance*



CONF: 10 PZ

| misura<br>size<br>mesure<br>Ø | €<br>cromato<br>chrome<br>chromée |
|-------------------------------|-----------------------------------|
| 1/2" x 3/4"                   |                                   |



**PS** art. **247**

**Gambo in ottone per eccentrico**

**interasse 1 cm**

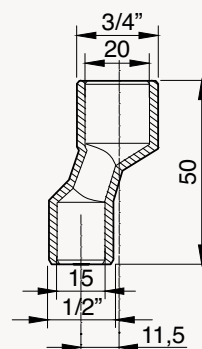
*Eccentric 1 cm distance*

*Excentrique laiton nichelé 1 cm de distance*



CONF: 25 PZ

| misura<br>size<br>mesure<br>H | Ø           | €<br>cromato<br>chrome<br>chromée |
|-------------------------------|-------------|-----------------------------------|
| 50                            | 1/2" x 3/4" |                                   |



**PS** art. **247/I**

**Gambo in ottone per eccentrico**

**interasse 2 cm**

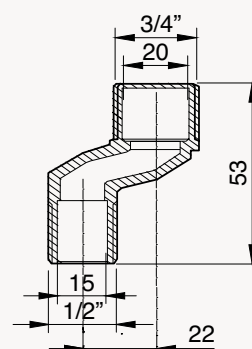
*Eccentric 2 cm distance*

*Excentrique laiton nichelé 2 cm de distance*



CONF: 25 PZ

| misura<br>size<br>mesure<br>H | Ø           | €<br>cromato<br>chrome<br>chromée |
|-------------------------------|-------------|-----------------------------------|
| 53                            | 1/2" x 3/4" |                                   |







4

**DOCCE,  
SOFFIONI & C.**

Showers & C. / Pommes de douche & C.



**SASSI**

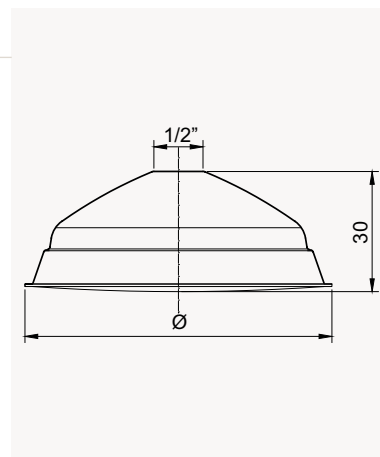
**PS** art. **225**

**Soffione in lastra**  
Shower head  
Pomme de douche



CONF.: 1 PZ

| misura<br>size<br>mesure |        | €<br>cromato<br>chrome<br>chromée | €<br>inox<br>inox<br>inox |
|--------------------------|--------|-----------------------------------|---------------------------|
| Ø                        | Ø      |                                   |                           |
| 80                       | x 1/2" |                                   |                           |
| 90                       | x 1/2" |                                   |                           |
| 120                      | x 1/2" |                                   |                           |



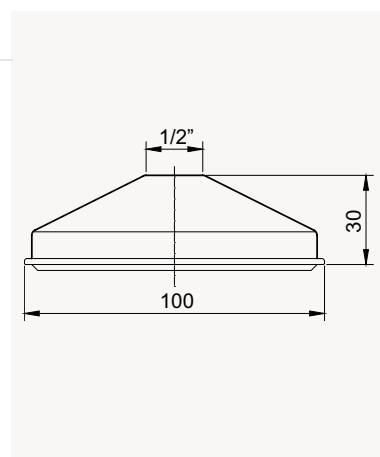
**PS** art. **225 Ø 100 x 1/2"**

**Soffione inox**  
Shower head  
Pomme de douche



CONF.: 1 PZ

| misura<br>size<br>mesure |        | €<br>inox<br>inox<br>inox |
|--------------------------|--------|---------------------------|
| Ø                        | Ø      |                           |
| 100                      | x 1/2" |                           |



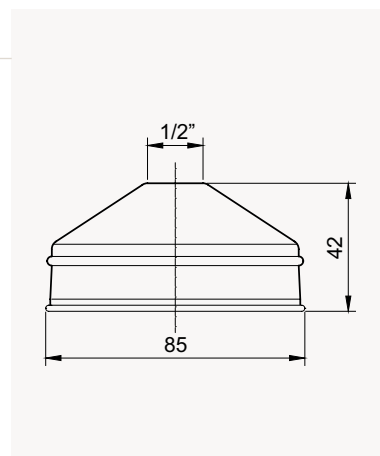
**PS** art. **237**

**Soffione a galleria Ø 85**  
Inox steel shower head  
Pomme de douche en acier inox



CONF.: 1 PZ

| misura<br>size<br>mesure |        | €<br>inox<br>inox<br>inox |
|--------------------------|--------|---------------------------|
| Ø                        | Ø      |                           |
| 85                       | x 1/2" |                           |



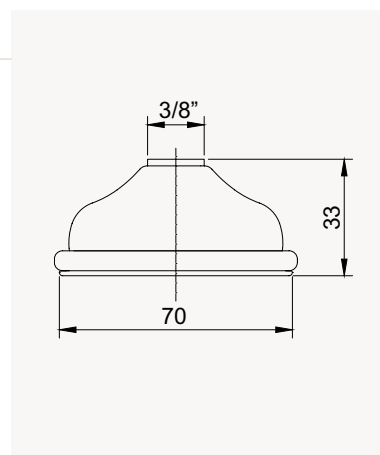
**PS** art. **275**

**Soffione con anello di protezione**  
Shower head with OR  
Pomme de douche, avec  
anneau de protection



CONF.: 1 PZ

| misura<br>size<br>mesure |        | €<br>cromato<br>chrome<br>chromée | €<br>grezzo<br>raw<br>brut |
|--------------------------|--------|-----------------------------------|----------------------------|
| Ø                        | Ø      |                                   |                            |
| 70                       | x 3/8" |                                   |                            |



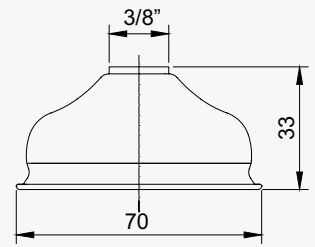
**PS** art. **276**

**Soffione senza anello di protezione.**  
**Versione grezza, tutto in ottone.**  
*Shower head without OR.*  
*Version raw, all brass*  
 Pomme de douche, sans anneau de protection



CONF.: 1 PZ

| misura<br>size<br>mesure |        | €<br>cromato<br>chrome<br>chromée | €<br>grezzo<br>raw<br>brut |
|--------------------------|--------|-----------------------------------|----------------------------|
| ∅                        | ∅      |                                   |                            |
| 70                       | x 3/8" |                                   |                            |



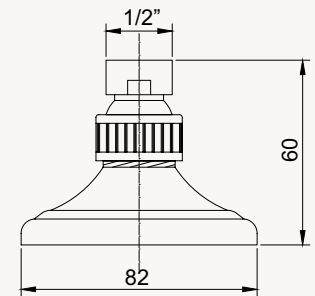
**PS** art. **226**

**Doccia con snodo**  
*Shower with swivel*  
 Pomme de douche chromée rotule



CONF.: 10 PZ

| misura<br>size<br>mesure |        | €<br>cromato<br>chrome<br>chromée |
|--------------------------|--------|-----------------------------------|
| ∅                        | ∅      |                                   |
| 82                       | x 1/2" |                                   |



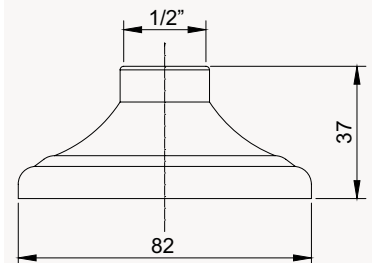
**PS** art. **227**

**Doccia fissa**  
*Fixed shower*  
 Pomme de douche chromée fixe



CONF.: 10 PZ

| misura<br>size<br>mesure |        | €<br>cromato<br>chrome<br>chromée |
|--------------------------|--------|-----------------------------------|
| ∅                        | ∅      |                                   |
| 82                       | x 1/2" |                                   |



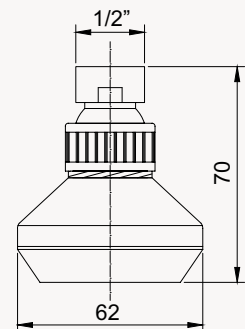
**PS** art. **271**

**Doccia con snodo filtro bianco/nero**  
*Shower with swivel filter black/white*  
 Pomme de douche chromée avec rotule filtre noir/blanc



CONF.: 10 PZ

| misura<br>size<br>mesure |        | €<br>cromato<br>chrome<br>chromée |
|--------------------------|--------|-----------------------------------|
| ∅                        | ∅      |                                   |
| 62                       | x 1/2" |                                   |



**PS** art. **273**

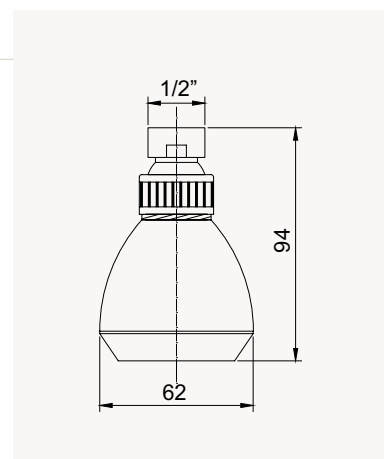
**Doccia con snodo. Filtro bianco/nero**  
 Shower with swivel. Filter black/white  
 Pomme de douche avec rotule. Filtre noir/blanc



CONF: 10 PZ

| misura<br>size<br>mesure |        | €<br>cromato<br>chrome<br>chromée |
|--------------------------|--------|-----------------------------------|
| Ø                        | Ø      |                                   |
| 62                       | x 1/2" |                                   |

Mod.  
**VESUVIO**



**PS** art. **287**

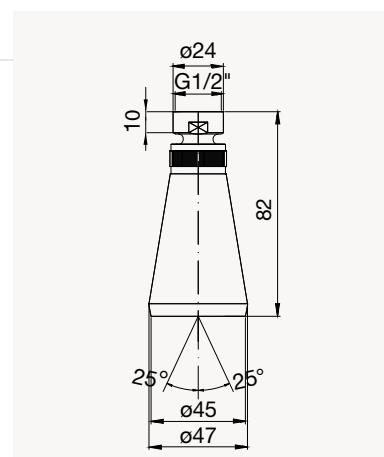
**Soffione anticalcare con snodo. Cromato**  
 Limestone-proof shower head with ball  
 joint chrome-plated  
 Pomme de douche anti-calcaire avec rotule, chromée



CONF: 1 PZ

| misura<br>size<br>mesure |        | €<br>inox<br>inox<br>inox |
|--------------------------|--------|---------------------------|
| H                        | Ø      |                           |
| 82                       | x 1/2" |                           |

Mod.  
**MINIPERFECTA**



**PS** art. **288**

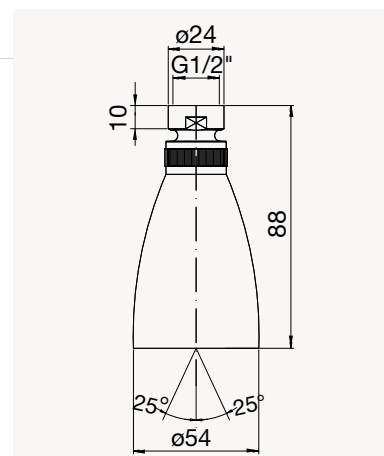
**Soffione anticalcare con snodo. Cromato**  
 Limestone-proof shower head  
 with ball joint chrome-plated  
 Pomme de douche anti-calcaire avec rotule, chromée



CONF: 1 PZ

| misura<br>size<br>mesure |        | €<br>cromato<br>chrome<br>chromée |
|--------------------------|--------|-----------------------------------|
| H                        | Ø      |                                   |
| 88                       | x 1/2" |                                   |

Mod.  
**PERFECTA**



**PS** art. **289**

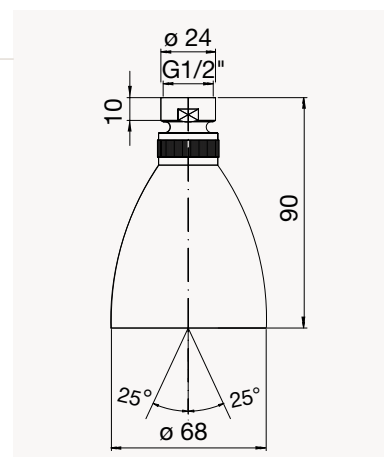
**Soffione anticalcare con snodo. Cromato**  
 Limestone-proof shower head with ball  
 joint chrome-plated  
 Pomme de douche anti-calcaire avec rotule, chromée



CONF: 1 PZ

| misura<br>size<br>mesure |        | €<br>cromato<br>chrome<br>chromée |
|--------------------------|--------|-----------------------------------|
| H                        | Ø      |                                   |
| 90                       | x 1/2" |                                   |

Mod.  
**MAXIPERFECTA**



**PS** art. **299**

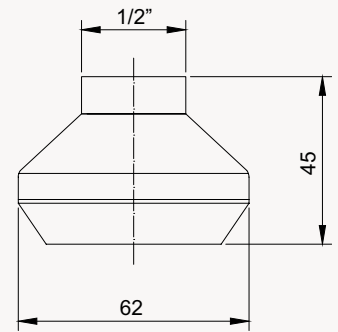
**Doccia fissa in ottone, cromata.  
Filtro bianco/nero**

*Brass fixed shower, chrome. Filter black/white*  
Douche fixe en laiton, chromée. Filtre noir/blanc



CONF: 1 PZ

| misura<br>size<br>mesure |        | €<br>cromato<br>chrome<br>chromée |
|--------------------------|--------|-----------------------------------|
| Ø                        | Ø      |                                   |
| 62                       | x 1/2" |                                   |



**PS** art. **285**

**Doccia per monoforo a due getti, anticalcare**  
*Handshower double spray, antilimestone*  
Douchette 2 Jets, Anticalcaire



CONF: 1 PZ

| misura<br>size<br>mesure |  | €<br>cromato<br>chrome<br>chromée |
|--------------------------|--|-----------------------------------|
| Ø                        |  |                                   |
|                          |  |                                   |



**PS** art. **286**

**Doccia per monoforo a due getti**  
*Handshower double spray*  
Douchette 2 Jets



CONF: 1 PZ

| misura<br>size<br>mesure |  | €<br>cromato<br>chrome<br>chromée |
|--------------------------|--|-----------------------------------|
| Ø                        |  |                                   |
|                          |  |                                   |



**PS** art. **290**

**Doccia per monoforo a due getti**  
*Handshower double spray*  
Douchette 2 Jets



CONF: 1 PZ

| misura<br>size<br>mesure |  | €<br>bianco<br>white<br>blanc | €<br>nero<br>black<br>noir |
|--------------------------|--|-------------------------------|----------------------------|
| Ø                        |  |                               |                            |
|                          |  |                               |                            |



**P/S** art. **274**

**Doccia completa in ottone cromato**

*Complete shower in brass chrome*  
Douche complète en laiton chromée

CONF: 5 PZ

| misura<br>size<br>mesure<br>Ø | €<br>cromato<br>chrome<br>chromée | €<br>bronzo<br>bronze<br>bronze | €<br>oro<br>gold<br>or |
|-------------------------------|-----------------------------------|---------------------------------|------------------------|
| 1/2"                          |                                   |                                 |                        |



**P/S** art. **277**

**Impugnatura bianca per doccia, cromata**

*White handle for chrome shower*  
Poignée blanche pour douche, chromée

CONF: 5 PZ

| misura<br>size<br>mesure<br>Ø | mm | €<br>cromato<br>chrome<br>chromée |
|-------------------------------|----|-----------------------------------|
| 1/2" x 3/8"                   |    |                                   |



**P/S** art. **228**

**Doccia completa snodata.**

**Att. 1/2" x 1/2"**

*Complete shower with swivel, 1/2"x1/2"*  
Douche complète avec rotule, 1/2"x1/2"

CONF: 5 PZ

| misura<br>size<br>mesure<br>Ø | mm  | €<br>cromato<br>chrome<br>chromée |
|-------------------------------|-----|-----------------------------------|
| 18                            | 200 |                                   |
| 18                            | 300 |                                   |
| 18                            | 400 |                                   |




**PS** art. **270**

**Doccia completa snodata.**  
**Filtro bianco/nero. Att. 1/2"x 1/2"**

*Complete shower with swivel.*  
*Filter black/white, 1/2"x1/2"*  
*Douche complète avec rotule.*  
*Filtre noir/blanc, 1/2"x1/2"*

CONF: 5 PZ

| misura<br>size<br>mesure |     | €<br>cromato<br>chrome<br>chromée |
|--------------------------|-----|-----------------------------------|
| Ø                        | mm  |                                   |
| 18                       | 200 |                                   |
| 18                       | 300 |                                   |
| 18                       | 400 |                                   |




**PS** art. **272**

**Doccia completa snodata mod. Vesuvio.**  
**Filtro bianco/nero. Att. 1/2"x 1/2"**

*Complete shower with swivel mod. Vesuvio.*  
*Filter black/white, 1/2"x1/2"*  
*Douche complète avec rotule mod. Vesuvio.*  
*Filtre noir/blanc, 1/2"x1/2"*

CONF: 5 PZ

| misura<br>size<br>mesure |     | €<br>cromato<br>chrome<br>chromée |
|--------------------------|-----|-----------------------------------|
| Ø                        | mm  |                                   |
| 18                       | 200 |                                   |
| 18                       | 300 |                                   |
| 18                       | 400 |                                   |



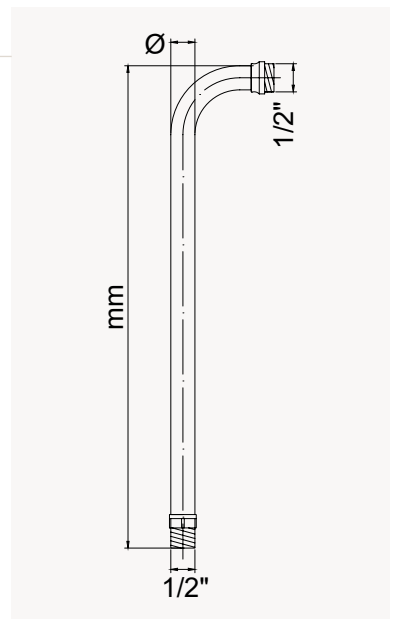
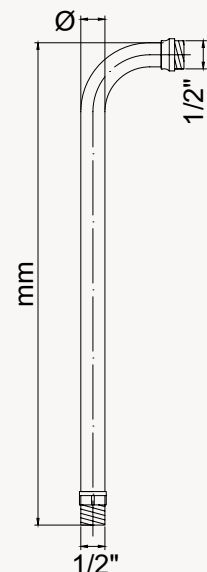

**PS** art. **235**

**Braccio per doccia.**  
**Att. 1/2"x 1/2"**

*Only shower arm, 1/2"x1/2"*  
*Bras de douche, 1/2"x1/2"*

CONF: 10 PZ

| misura<br>size<br>mesure |     | €<br>cromato<br>chrome<br>chromée |
|--------------------------|-----|-----------------------------------|
| Ø                        | mm  |                                   |
| 16                       | 200 |                                   |
| 16                       | 250 |                                   |
| 16                       | 300 |                                   |
| 16                       | 350 |                                   |
| 16                       | 400 |                                   |
| 16                       | 500 |                                   |
| 18                       | 200 |                                   |
| 18                       | 250 |                                   |
| 18                       | 300 |                                   |
| 18                       | 350 |                                   |
| 18                       | 400 |                                   |
| 18                       | 500 |                                   |



**PS** art. **408**

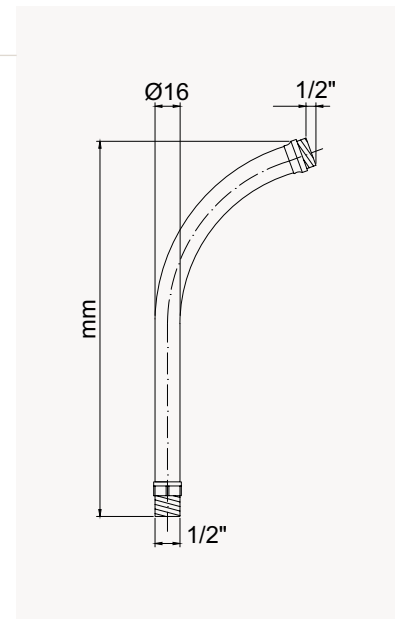

**Braccio per doccia a 45°. Att. 1/2"**

*Only shower arm 45°, 1/2"*

*Bras de douche 45°, 1/2"*

CONF.: 10 PZ

| misura<br>size<br>mesure |     | €<br>cromato<br>chrome<br>chromée |
|--------------------------|-----|-----------------------------------|
| Ø                        | mm  |                                   |
| 16                       | 150 |                                   |
| 16                       | 230 |                                   |



**PS** art. **538**

**Braccio doccia Ø 20,7 1/2" x 1/2".  
Cromato cm 30-35-40**

*Only shower arm Ø 20,7 1/2" x 1/2".*

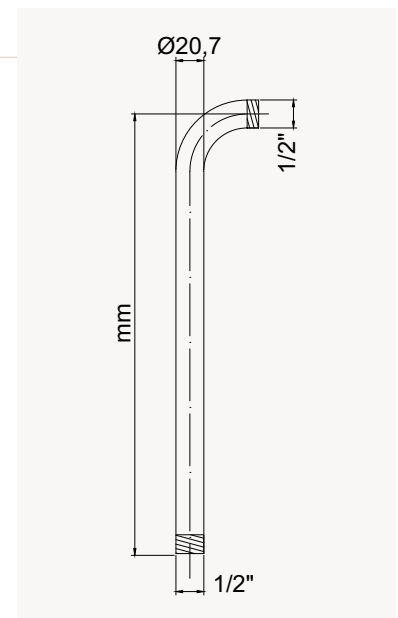
*Chrome cm 30-35-40*

*Bras de douche Ø 20,7 1/2" x 1/2".*

*Chromé cm 30-35-40*

CONF.: 1 PZ

| misura<br>size<br>mesure |     | €<br>cromato<br>chrome<br>chromée |
|--------------------------|-----|-----------------------------------|
| Ø                        | mm  |                                   |
| 20,7                     | 300 |                                   |
| 20,7                     | 350 |                                   |
| 20,7                     | 400 |                                   |



**PS** art. **539**

**Braccio doccia a 45°, Ø 20,7 1/2" x 1/2".  
Cromato cm 15-22**

*Only shower arm 45°, Ø 20,7 1/2" x 1/2".*

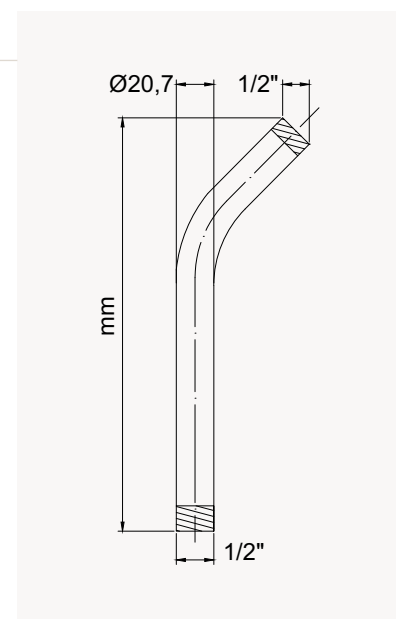
*Chrome cm 15-22*

*Bras de douche 45°, Ø 20,7 1/2" x 1/2".*

*Chromé cm 15-22*

CONF.: 1 PZ

| misura<br>size<br>mesure |     | €<br>cromato<br>chrome<br>chromée |
|--------------------------|-----|-----------------------------------|
| Ø                        | mm  |                                   |
| 20,7                     | 135 |                                   |
| 20,7                     | 200 |                                   |







5

**TUBI A COLONNA  
ACCESSORI**

Straight tube / Colonne de douche



**SASSI**

**PS** art. **409**

**Tubo a colonna Ø 16-18 con spostamento a S.**  
**Dado 1/2" - 3/4"**

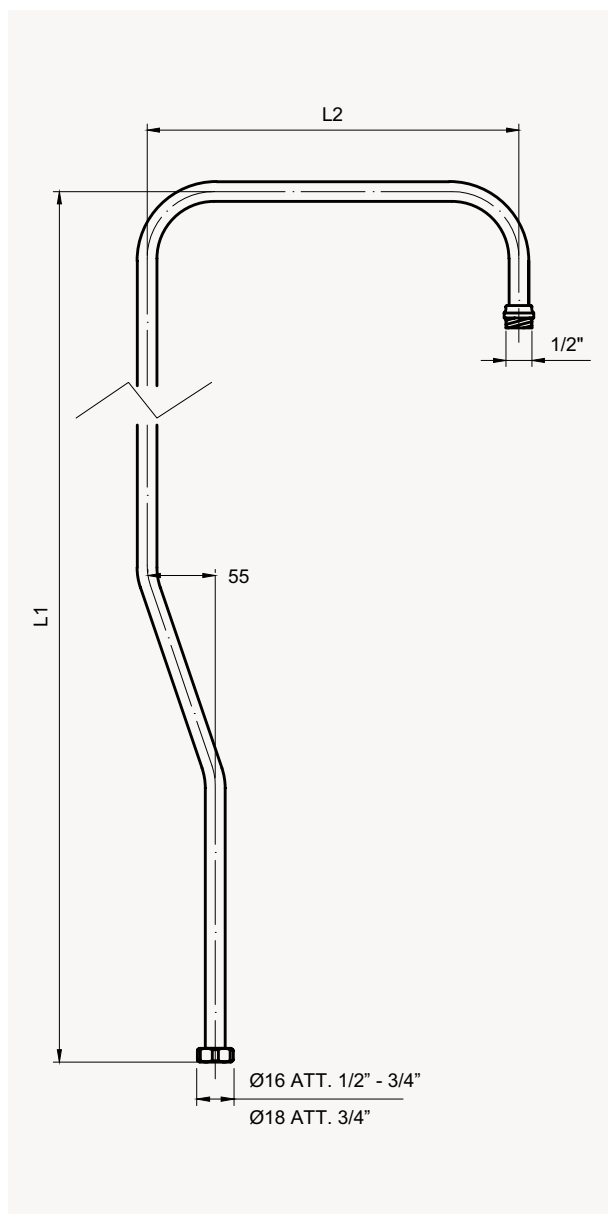
*S straight tube for shower Ø 16 - 18*

*Colonne de douche avec contre-coude en S*  
*pour melangeur Ø 16-18*

CONF: 10 PZ

| misura<br>size<br>mesure<br>mm |    | €<br>cromato<br>chrome<br>chromée |
|--------------------------------|----|-----------------------------------|
| L1                             | L2 |                                   |
| 1100 x 300                     |    | *                                 |
| 1250 x 350                     |    | *                                 |

\* Prezzo all'ordine  
 Price up to order  
 Ordre de prix



**PS** art. **410**

**Tubo a colonna dritto Ø 16-18. Dado 1/2" - 3/4"**

*Straight tube for shower Ø 16 - 18*

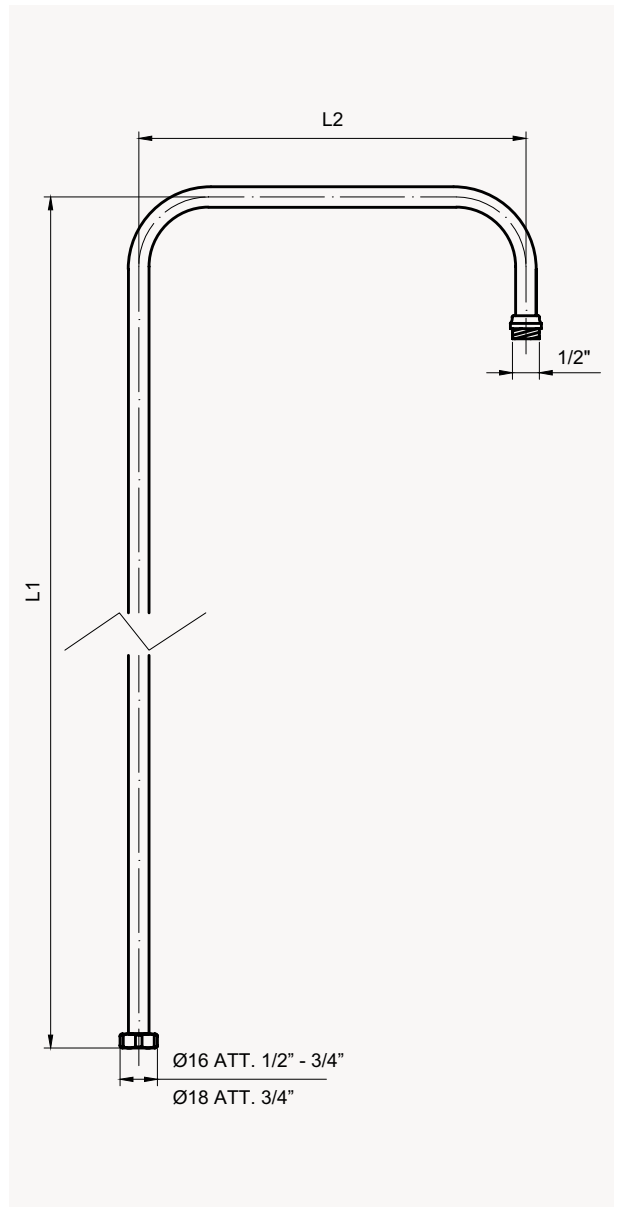

*Colonne de douche droite Ø 16-18*

CONF: 10 PZ

| misura<br>size<br>mesure<br>mm | €<br>cromato<br>chrome<br>chromée |
|--------------------------------|-----------------------------------|
|--------------------------------|-----------------------------------|

| L1         | L2 |   |
|------------|----|---|
| 1100 x 300 |    | * |
| 1250 x 350 |    | * |

\* Prezzo all'ordine  
Price up to order  
Ordre de prix



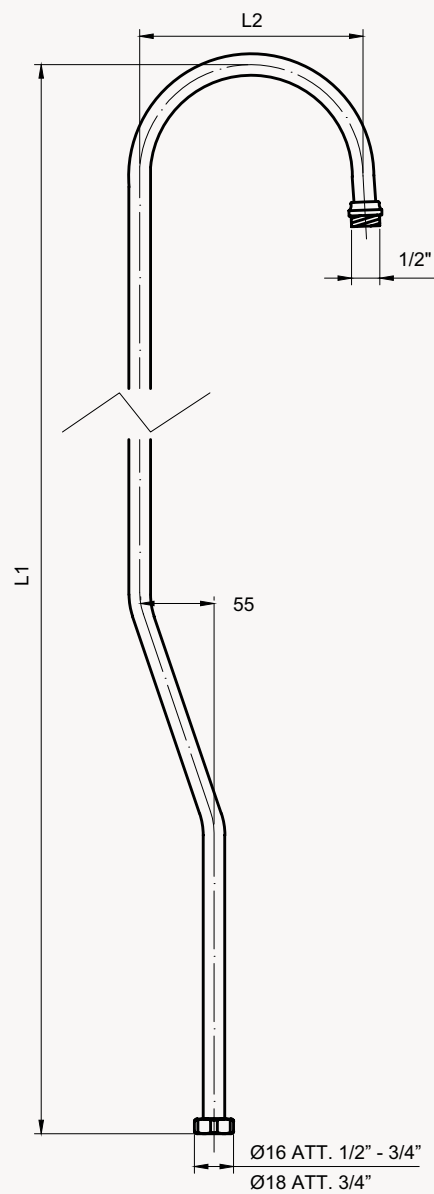
art. **411****Tubo a colonna Ø 16 e Ø 18***Tube for shower Ø 16 - Ø 18**Colonne de douche Ø 16 - Ø 18*

CONF: 10 PZ

| misura<br>size<br>mesure<br>mm | €<br>cromato<br>chrome<br>chromée |
|--------------------------------|-----------------------------------|
|--------------------------------|-----------------------------------|

| L1         | L2 |   |
|------------|----|---|
| 1100 x 300 |    | * |
| 1250 x 350 |    | * |

\* Prezzo all'ordine  
Price up to order  
Ordre de prix



**PS** art. **412**

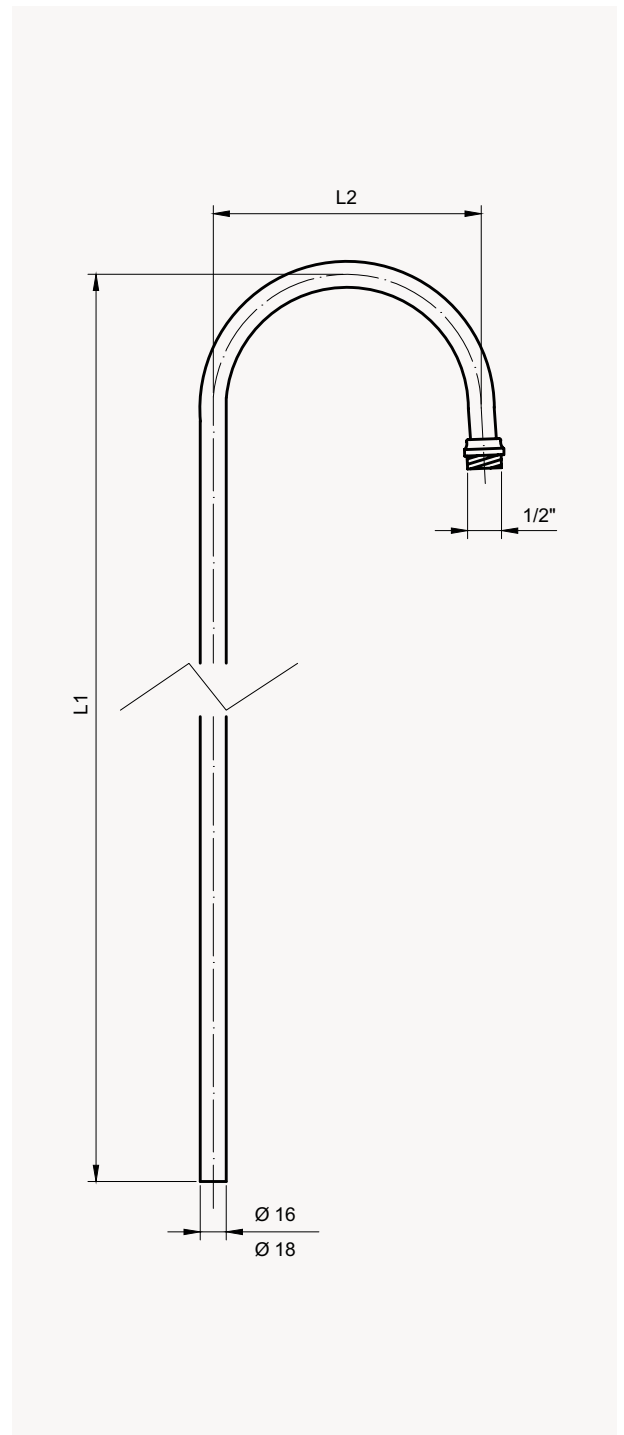

**Tubo colonna a ponte Ø 16 e Ø 18**  
 Tube for shower Ø 16 - Ø 18  
 Colonne de douche Ø 16 - Ø 18

**CONF: 10 PZ**

| misura<br>size<br>mesure<br>mm | €<br>cromato<br>chrome<br>chromée |
|--------------------------------|-----------------------------------|
|--------------------------------|-----------------------------------|

| L1         | L2 |   |
|------------|----|---|
| 1100 x 300 |    | * |
| 1250 x 350 |    | * |

\* Prezzo all'ordine  
 Price up to order  
 Ordre de prix



art. **414****Fissatubo in acciaio inox***Wall hook inox*

Collier en acier inox



CONF: 10 PZ

| misura<br>size<br>mesure<br>Ø | €<br>inox<br>inox |
|-------------------------------|-------------------|
| 16                            | *                 |

\* Prezzo all'ordine  
Price up to order  
Ordre de prix

art. **419****Fissatubo in ABS per tubo a colonna Ø 18***Wall hook ABS Ø 18*

Collier en ABS pour colonne Ø 18



CONF: 10 PZ

| misura<br>size<br>mesure<br>Ø | €<br>cromato<br>chrome<br>chromée |
|-------------------------------|-----------------------------------|
| 18                            | *                                 |

\* Prezzo all'ordine  
Price up to order  
Ordre de prix

art. **421****Dado in ottone cromato***Chrome-plated brass nut*

Écrou en laiton chromé



CONF: 10 PZ

| misura<br>size<br>mesure<br>Ø | €<br>cromato piano<br>chrome<br>chromée |
|-------------------------------|---|
| 16                            | *                                       |
| 18                            | *                                       |

| misura<br>size<br>mesure<br>Ø | €<br>cromato arrotondato<br>chrome<br>chromée |
|-------------------------------|---|
| 16                            | *   |

| misura<br>size<br>mesure<br>Ø | €<br>cromato logo "Made in Italy"<br>chrome<br>chromée |
|-------------------------------|--|
| 16                            | *  |

\* Prezzo all'ordine  
Price up to order  
Ordre de prix





6

# TUBI PER PASSI RAPIDI

Tube for W.C. / Tube pour W.C.




**SASSI**

**PS** art. **335**

**Tubo a L, giallo, regolabile 630-750 mm per rubinetto passo rapido incasso da 1"**

*Tube L adjustable*

Tube en L, brut réglable, pour robinet à passage rapide 1"



CONF: 1 PZ

| misura<br>size<br>mesure |         | €<br>grezzo<br>raw<br>brut |
|--------------------------|---------|----------------------------|
| Ø                        | H       |                            |
| 30                       | 630/750 |                            |

**PS** art. **336**

**Versione senza cannotto e rosone W.C.**

*Version without threaded brass tube and rosace W.C.*

Version sans tube flexible et rosace



CONF: 1 PZ

| misura<br>size<br>mesure |         | €<br>grezzo<br>raw<br>brut |
|--------------------------|---------|----------------------------|
| Ø                        | H       |                            |
| 30                       | 630/750 |                            |



**PS** art. **232**

**Tubo a L regolabile L 600-800 mm per passo rapido**

*Tube L adjustable*

Tube en L, réglable en haut pour robinet à passage rapide

CONF: 1 PZ

| misura<br>size<br>mesure<br>Ø | €<br>cromato<br>chrome<br>chromée |
|-------------------------------|-----------------------------------|
| 25                            |                                   |
| 30                            |                                   |

art. **232/C60**

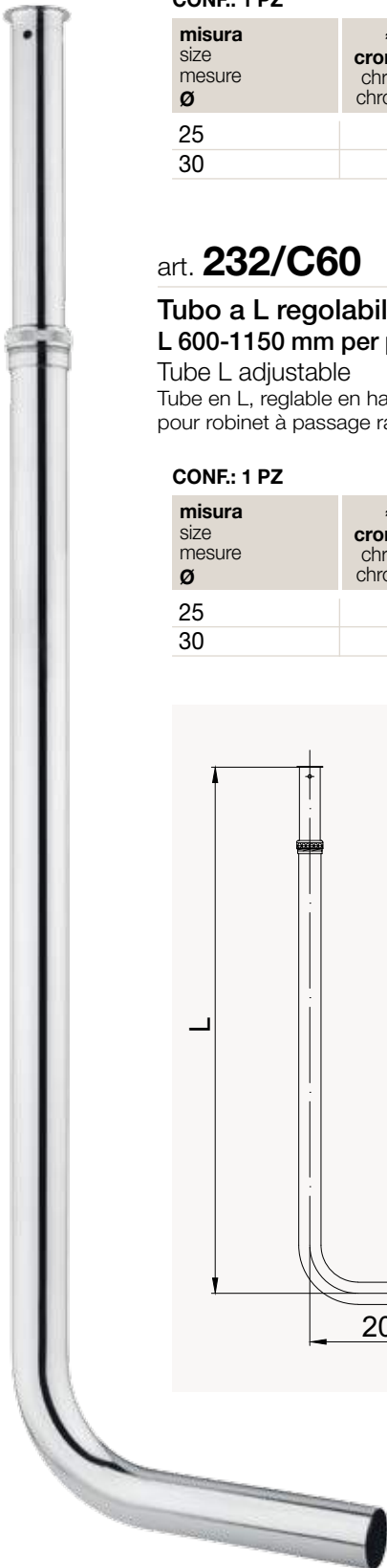
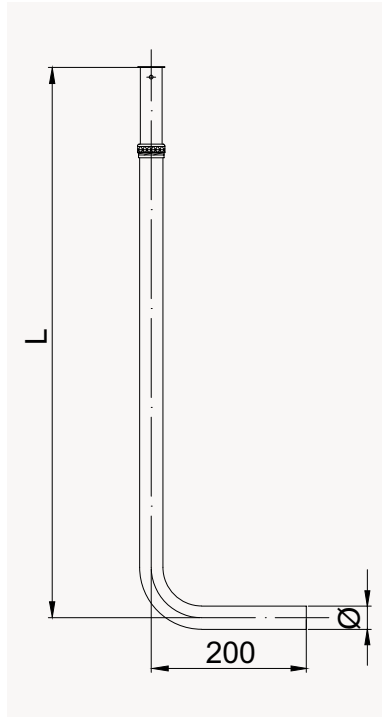
**Tubo a L regolabile L 600-1150 mm per passo rapido**

*Tube L adjustable*

Tube en L, réglable en haut pour robinet à passage rapide

CONF: 1 PZ

| misura<br>size<br>mesure<br>Ø | €<br>cromato<br>chrome<br>chromée |
|-------------------------------|-----------------------------------|
| 25                            |                                   |
| 30                            |                                   |



**PS** art. **265**

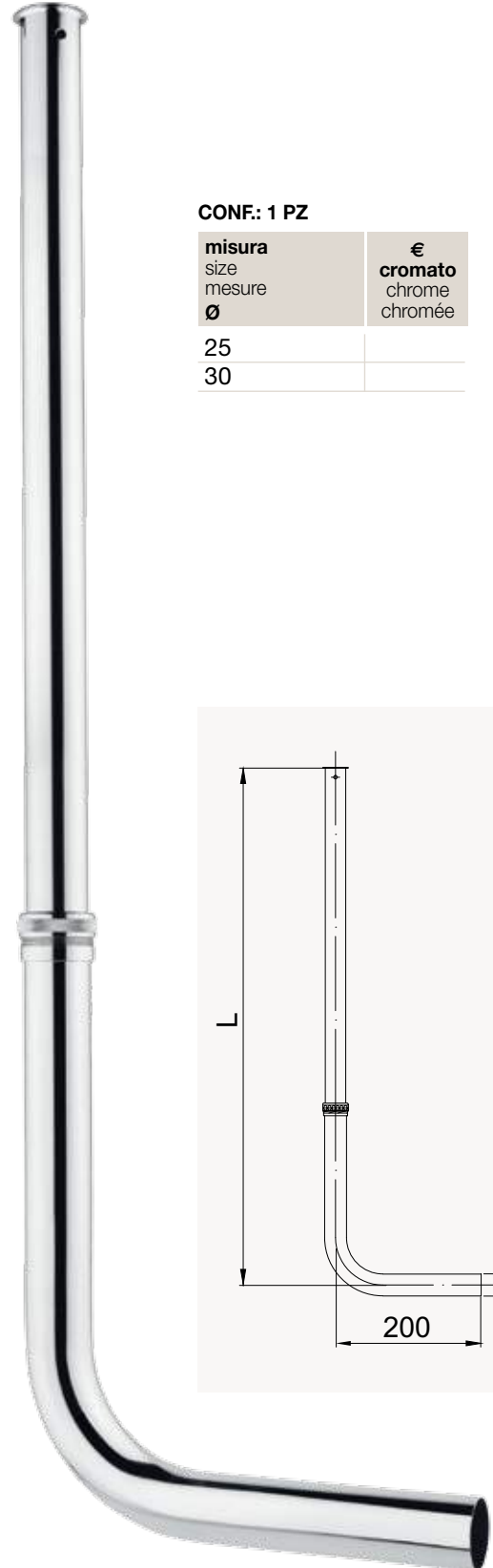
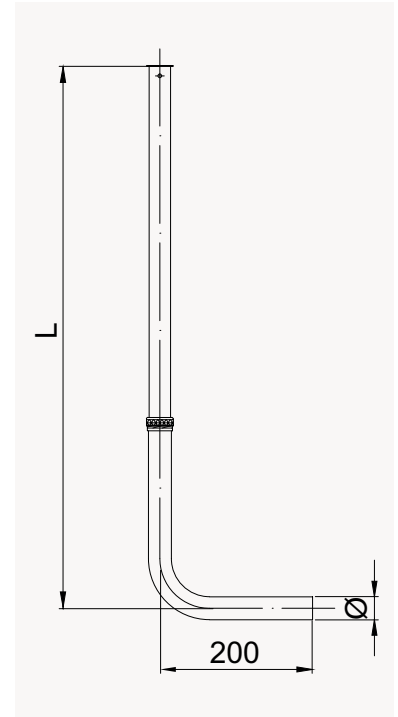
**Tubo a L regolabile in basso, L=600-800mm**

*Tube L adjustable*

Tube en L, réglable en bas pour robinet à passage rapide

CONF: 1 PZ

| misura<br>size<br>mesure<br>Ø | €<br>cromato<br>chrome<br>chromée |
|-------------------------------|-----------------------------------|
| 25                            |                                   |
| 30                            |                                   |

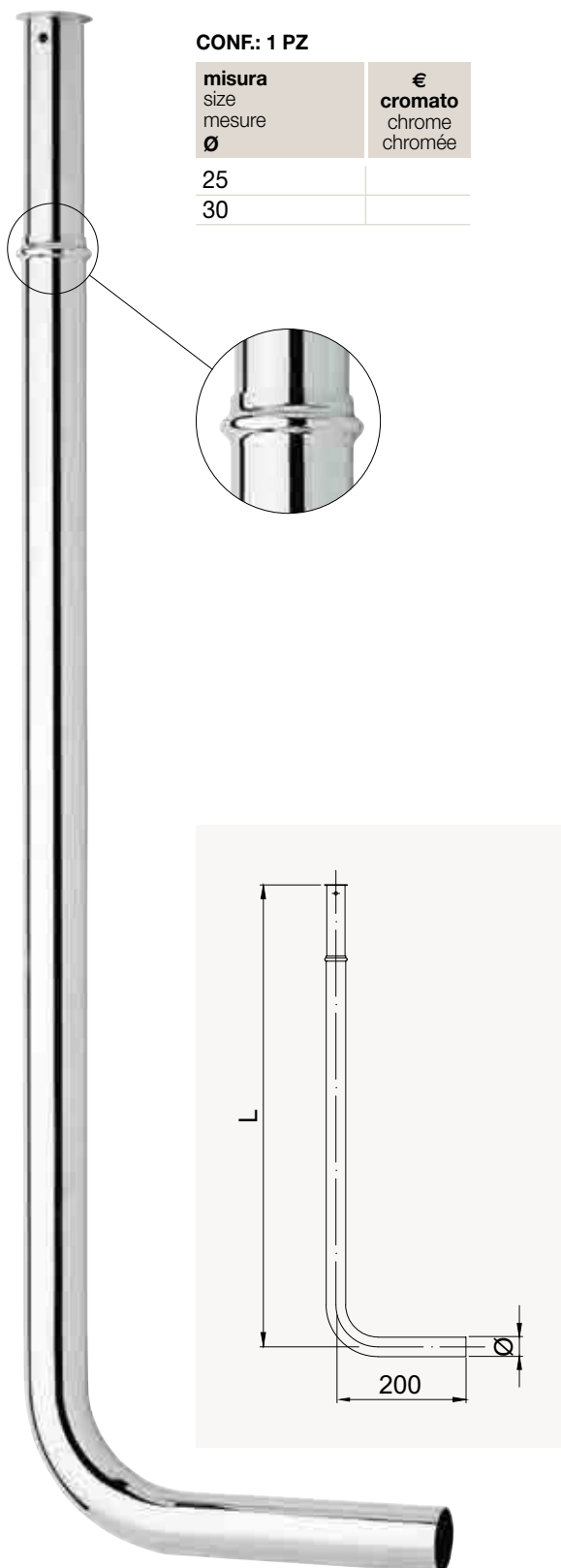


**PS** art. **266**

**Tubo a L=600-800 mm per passo rapido con O.R.**

*Tube L adjustable with O.R.*

tube en L, réglable en bas à passage rapide avec O.R.

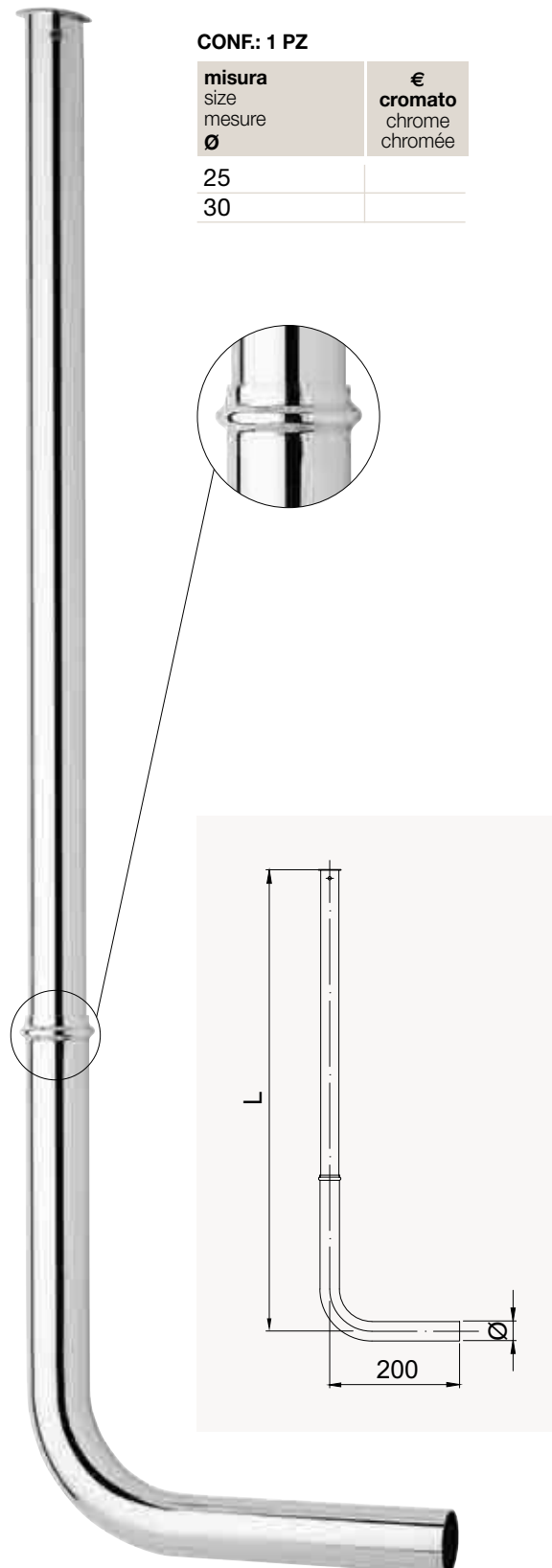


**PS** art. **267**

**Tubo a L regolabile in basso, L= 600-800 mm con O.R.**

*Tube L adjustable with O.R.*

Tube en L, réglable en bas pour robinet à passage rapide avec O.R.



**PS** art. **254**

**Tubo in ottone a L fisso Ø 30-32, disponibile in misure a richiesta A e B. Cromato**

*Brass fixed tube L Ø 30-32, in varied request. Chrome*

*Tube à L en lation fixe Ø 30-32, disponible à plusieurs demande. Chromé*

CONF: 1 PZ

| misura<br>size<br>mesure<br>Ø | misura<br>size<br>mesure |     | €<br>cromato<br>directo | €<br>lucidato<br>cromato |
|-------------------------------|--------------------------|-----|-------------------------|--------------------------|
|                               | A                        | B   |                         |                          |
| 30                            | 610                      | 150 |                         | *                        |
| 30                            | 690                      | 220 |                         | *                        |
| 30                            | 700                      | 300 |                         | *                        |
| 32                            | 610                      | 150 |                         | *                        |
| 32                            | 690                      | 220 |                         | *                        |
| 32                            | 700                      | 300 |                         | *                        |

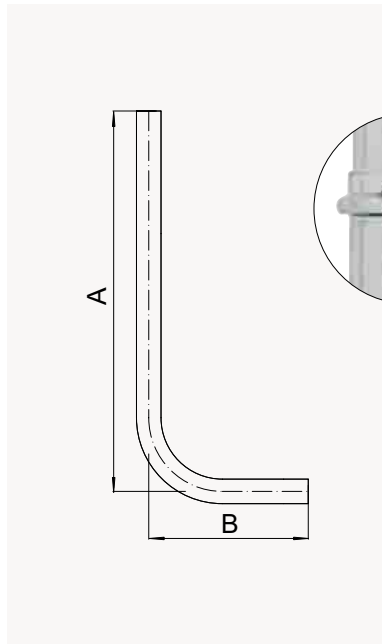
\* Prezzo all'ordine  
Price up to order  
Ordre de prix

art. **254/P**

**Versione tubo pesante, a richiesta.\***

*Version heavy pipe on request.\**

*Version tuyau lourd sur demande.\**



**PS** art. **251**

**Tubo scarico in ottone pesante per cassetta esterna Ø 30-32. Cromato**

*Linea tube for exterior box Ø 30-32. Chrome*

*Tube de décharge pour caisse extérieure Ø 30-32. Chromé*

CONF: 1 PZ

| misura<br>size<br>mesure<br>Ø | misura<br>size<br>mesure |   | €<br>cromato<br>chrome<br>chromée |
|-------------------------------|--------------------------|---|-----------------------------------|
|                               | Ø                        | H |                                   |
| 30                            | 850-900                  |   |                                   |
| 32                            | 850-900                  |   |                                   |

art. **251/FM**

**Con fissaggio a muro.**

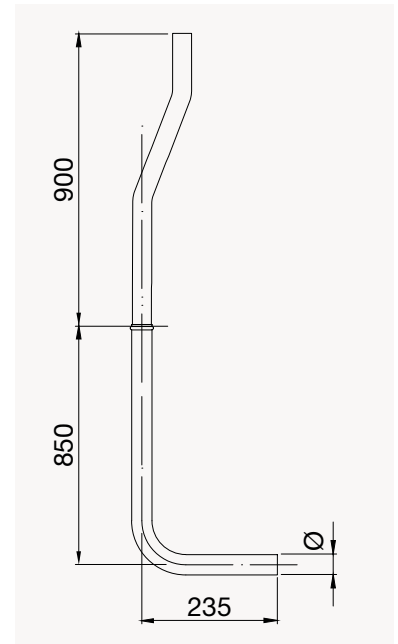
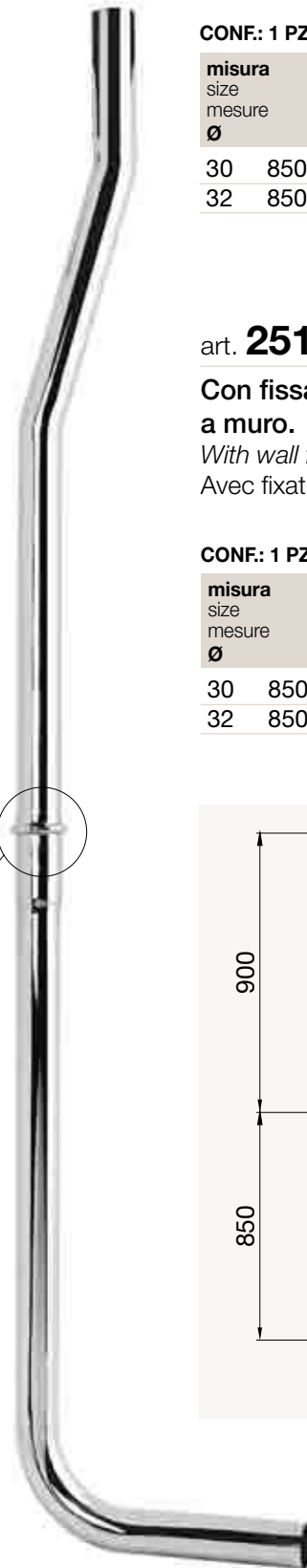
*With wall fixing.*

*Avec fixation murale.*



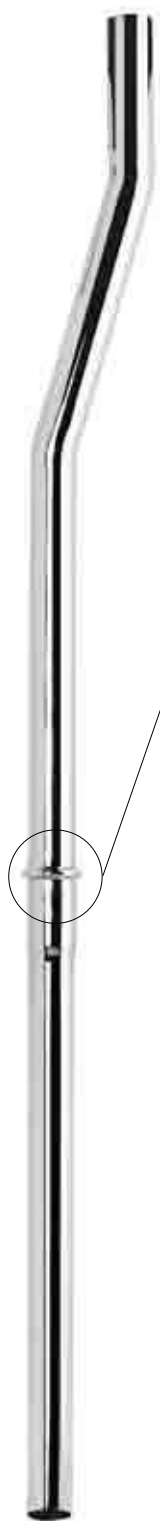
CONF: 1 PZ

| misura<br>size<br>mesure<br>Ø | misura<br>size<br>mesure |   | €<br>cromato<br>chrome<br>chromée |
|-------------------------------|--------------------------|---|-----------------------------------|
|                               | Ø                        | H |                                   |
| 30                            | 850-900                  |   |                                   |
| 32                            | 850-900                  |   |                                   |



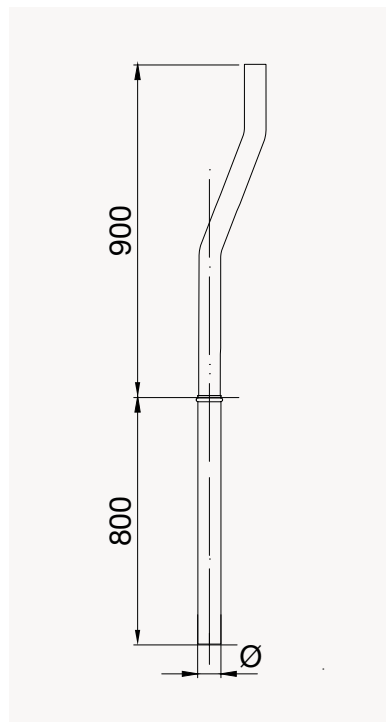
**P/S** art. **283**

**Tubo scarico in ottone pesante per cassetta esterna cromato**  
*Drain pipe brass box chrome exterior*  
 Égoutter boîte en laiton tubes extérieures chromées



CONF: 1 PZ

| misura<br>size<br>mesure<br>Ø | H       | €<br>cromato<br>chrome<br>chromée |
|-------------------------------|---------|-----------------------------------|
| 30                            | 800-900 |                                   |
| 32                            | 800-900 |                                   |



**P/S** art. **253**

**Spartiacque cromato per vasi alla turca**  
*Chrome watershed for turkish pots*  
 Ligne de partage des eaux chromée  
 por vases turcs



CONF: 1 PZ

| misura<br>size<br>mesure<br>Ø | €<br>cromato<br>chrome<br>chromée |
|-------------------------------|-----------------------------------|
| 1"                            |                                   |

**P/S** art. **302**

**Supporto a muro per tubo cassetta esterna art. 251 e 283**  
*Wall bracket for tube art. 251 and 283*  
 Support mural pour tube art. 251 et 283

CONF: 1 PZ

| misura<br>size<br>mesure<br>Ø | €<br>cromato<br>chrome<br>chromée |
|-------------------------------|-----------------------------------|
| 30                            |                                   |
| 32                            |                                   |





7

# CANNOTTI PER SIFONI

Smooth tube / Tube pour siphon



**SASSI**

**P**  
**S** art. **236**

### Cannotto per sifone

Smooth brass tube

Tube pour siphon



CONF.: 10 PZ

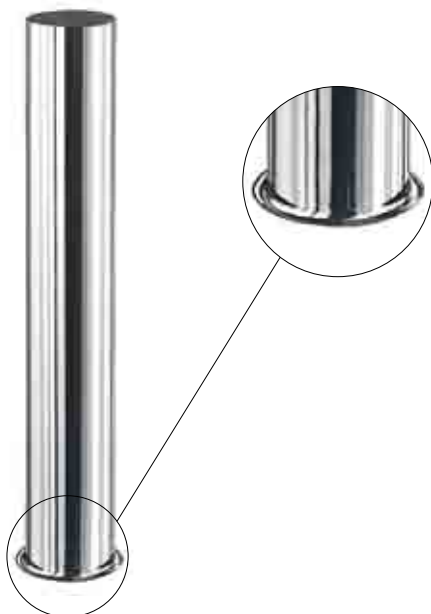
| misura<br>size<br>mesure |      | €<br>cromato<br>chrome<br>chromée |
|--------------------------|------|-----------------------------------|
| Ø                        | mm   |                                   |
| 24                       | 200  |                                   |
| 24                       | 250  |                                   |
| 24                       | 300  |                                   |
| 24                       | 1000 |                                   |
| 25                       | 200  |                                   |
| 25                       | 250  |                                   |
| 25                       | 300  |                                   |
| 25                       | 1000 |                                   |
| 26                       | 200  |                                   |
| 26                       | 250  |                                   |
| 26                       | 300  |                                   |
| 26                       | 1000 |                                   |
| 30                       | 200  |                                   |
| 30                       | 250  |                                   |
| 30                       | 300  |                                   |
| 30                       | 1000 |                                   |
| 32                       | 200  |                                   |
| 32                       | 250  |                                   |
| 32                       | 300  |                                   |
| 32                       | 1000 |                                   |
| 35                       | 200  |                                   |
| 35                       | 250  |                                   |
| 35                       | 300  |                                   |
| 35                       | 1000 |                                   |
| 40                       | 200  |                                   |
| 40                       | 250  |                                   |
| 40                       | 300  |                                   |
| 40                       | 1000 |                                   |

**P**  
**S** art. **413**

### Cannotto con cartella

Brass tube with fold

Tube à collet



CONF.: 10 PZ

| misura<br>size<br>mesure |     | €<br>cromato<br>chrome<br>chromée |
|--------------------------|-----|-----------------------------------|
| Ø                        | mm  |                                   |
| 24                       | 200 |                                   |
| 24                       | 250 |                                   |
| 24                       | 300 |                                   |
| 25                       | 200 |                                   |
| 25                       | 250 |                                   |
| 25                       | 300 |                                   |
| 26                       | 200 |                                   |
| 26                       | 250 |                                   |
| 26                       | 300 |                                   |
| 30                       | 200 |                                   |
| 30                       | 250 |                                   |
| 30                       | 300 |                                   |
| 32                       | 200 |                                   |
| 32                       | 250 |                                   |
| 32                       | 300 |                                   |
| 40                       | 200 |                                   |
| 40                       | 250 |                                   |
| 40                       | 300 |                                   |



art. **420**

**Cannotto con cartella maggiorata**

**Ø 37,3 mm x dado 1"1/4**

*Brass tube with fold shapely*

*Ø 37,3 mm x dice 1"1/4*

*Tube à collet agrandi Ø 37,3 mm x dé 1"1/4*

**CONF: 10 PZ**

| misura<br>size<br>mesure |     | €<br>cromato<br>chrome<br>chromée |
|--------------------------|-----|-----------------------------------|
| Ø                        | mm  |                                   |
| 26                       | 200 |                                   |
| 26                       | 250 |                                   |
| 26                       | 300 |                                   |



art. **138**

**Cannotto per sifone pesante, 0,7 mm**

**Ø 26-30-32. Cromato.**

*Short tube for heavy siphon, thickness*

*0,7 mm Ø 26-30-32. Chrome.*

*Canule pour siphon lourd épaisseur*

*0,7 mm. Ø 26-30-32. Chromée.*

**CONF: 10 PZ**

| misura<br>size<br>mesure |      | €<br>cromato<br>chrome<br>chromée |
|--------------------------|------|-----------------------------------|
| Ø                        | mm   |                                   |
| 26                       | 200  |                                   |
| 26                       | 250  |                                   |
| 26                       | 300  |                                   |
| 26                       | 1000 |                                   |
| 30                       | 200  |                                   |
| 30                       | 250  |                                   |
| 30                       | 300  |                                   |
| 30                       | 1000 |                                   |
| 32                       | 200  |                                   |
| 32                       | 250  |                                   |
| 32                       | 300  |                                   |
| 32                       | 1000 |                                   |



**PS** art. **139**


**Cannotto con cartella pesante, 0,7 mm  
Ø 26-30-32. Cromato.**

*Short tube with heavy file; thickness 0,7 mm*

*Ø 26-30-32. Chrome.*

*Canule avec carton lourd épaisseur*

*0,7 mm. Ø 26-30-32. Chromée.*



**CONF: 10 PZ**

| misura<br>size<br>mesure |     | €<br>cromato<br>chrome<br>chromée |
|--------------------------|-----|-----------------------------------|
| Ø                        | mm  |                                   |
| 26                       | 200 |                                   |
| 26                       | 250 |                                   |
| 26                       | 300 |                                   |
| 30                       | 200 |                                   |
| 30                       | 250 |                                   |
| 30                       | 300 |                                   |
| 32                       | 200 |                                   |
| 32                       | 250 |                                   |
| 32                       | 300 |                                   |

**PS** art. **430**

**Cannotto con cartella, con dado**

*Brass tube with fold and nut*

*Tube à collet avec écrou*



**CONF: 10 PZ**

| misura<br>size<br>mesure |     | €<br>cromato<br>chrome<br>chromée |
|--------------------------|-----|-----------------------------------|
| Ø                        | mm  |                                   |
| 26x1"                    | 200 |                                   |
| 26x1"                    | 250 |                                   |
| 26x1"                    | 300 |                                   |
| 30x1" 1/4                | 200 |                                   |
| 30x1" 1/4                | 250 |                                   |
| 30x1" 1/4                | 300 |                                   |
| 32x1" 1/4                | 200 |                                   |
| 32x1" 1/4                | 250 |                                   |
| 32x1" 1/4                | 300 |                                   |





art. **305**

**Cannotto rigato flessibile**

*Threaded brass tube*

Tube strié flexible



CONF: 10 PZ

| misura<br>size<br>mesure |     | €<br>cromato<br>chrome<br>chromée |
|--------------------------|-----|-----------------------------------|
| Ø                        | mm  |                                   |
| 26                       | 200 |                                   |
| 26                       | 250 |                                   |
| 26                       | 300 |                                   |
| 26                       | 400 |                                   |
| 26                       | 500 |                                   |
| 30                       | 200 |                                   |
| 30                       | 250 |                                   |
| 30                       | 300 |                                   |
| 30                       | 400 |                                   |
| 30                       | 500 |                                   |
| 32                       | 200 |                                   |
| 32                       | 250 |                                   |
| 32                       | 300 |                                   |
| 32                       | 400 |                                   |
| 32                       | 500 |                                   |



art. **135**

**Cannotto in ottone flessibile con  
dado esagonale cromato e rosone.**

**Lung. cm 40-45-50 - 1" x Ø 26 - 1"1/4  
x Ø 32. Fornito dritto, da piegare  
in opera secondo le esigenze.**

*Flexible brass short tube with exagonal  
chrome nut and rose. cm 40-45-50 - 1" x  
Ø 26 - 1"1/4 x Ø 32 Straight, tobend touse  
Canule en lation flexible avec dé exagonal  
chromé et rosace tout droit à plier  
selon les exigences. cm 40-45-50 - 1" x  
Ø 26 - 1"1/4 x Ø 32*

CONF: 1 PZ

| misura<br>size<br>mesure |     | dado<br>nut<br>dé | €<br>cromato<br>chrome<br>chromée |
|--------------------------|-----|-------------------|-----------------------------------|
| Ø                        | mm  |                   |                                   |
| 26                       | 400 | 1"                |                                   |
| 26                       | 450 | 1"                |                                   |
| 26                       | 500 | 1"                |                                   |
| 32                       | 400 | 1"1/4             |                                   |
| 32                       | 450 | 1"1/4             |                                   |
| 32                       | 500 | 1"1/4             |                                   |

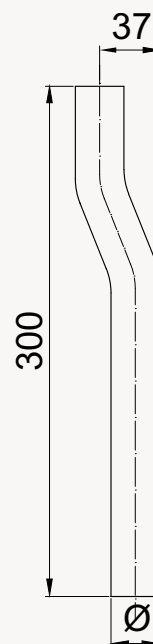


art. **241****Cannotto eccentrico***Eccentric brass tube*

Tube exentre

CONF: 10 PZ

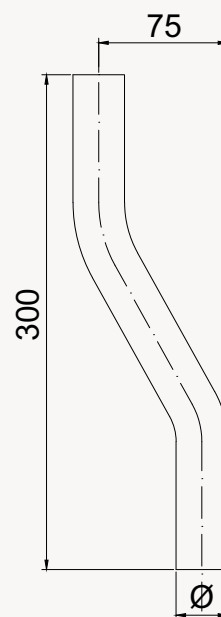
| misura<br>size<br>mesure<br>Ø | €<br>cromato<br>chrome<br>chromée |
|-------------------------------|-----------------------------------|
| 26                            |                                   |
| 30                            |                                   |
| 32                            |                                   |

art. **246****Cannotto a doppia curva cromato***Double-elbow pipe, chrome-plated*

Chrome tube de double courbe

CONF: 5 PZ

| misura<br>size<br>mesure<br>Ø | mm  | €<br>cromato<br>chrome<br>chromée |
|-------------------------------|-----|-----------------------------------|
| 30                            | 300 |                                   |
| 32                            | 300 |                                   |





art. **233**

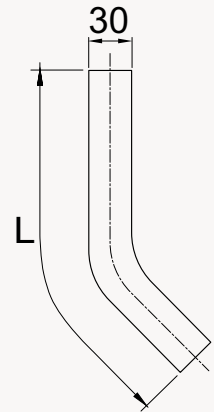
**Curva a 45° per cassetta W.C.**

*Brass elbow tube*

*Coude à 45° pour chasse W.C.*

CONF.: 10 PZ

| misura<br>size<br>mesure |     | €<br>cromato<br>chrome<br>chromée |
|--------------------------|-----|-----------------------------------|
| Ø                        | mm  |                                   |
| 30                       | 240 |                                   |
| 30                       | 280 |                                   |
| 30                       | 320 |                                   |



art. **234**

**Tubo a pipa per sifone**

*Siphon pipe*

*Tube coude pour siphon*

CONF.: 10 PZ

| misura<br>size<br>mesure |     | €<br>cromato<br>chrome<br>chromée |
|--------------------------|-----|-----------------------------------|
| Ø                        | mm  |                                   |
| 25                       | 180 |                                   |
| 25                       | 250 |                                   |
| 25                       | 300 |                                   |
| 30                       | 180 |                                   |
| 30                       | 250 |                                   |
| 30                       | 300 |                                   |
| 32                       | 180 |                                   |
| 32                       | 250 |                                   |
| 32                       | 300 |                                   |



**PS** art. **110****Cannotto scarico lavatrice cm 25 con curva attacco lavatrice 1".****Cromato Ø 26-30-32-40***Brass tube for washing machine cm 25 with filling ABS. Chrome Ø 26-30-32-40**Canule de décharge e machine à laver cm 25 avec courbe de fletage de machine à laver.**Chromée Ø 26-30-32-40***CONF: 1 PZ**

| misura<br>size<br>mesure |     | €<br>cromato<br>chrome<br>chromée |
|--------------------------|-----|-----------------------------------|
| Ø                        | mm  |                                   |
| 26                       | 250 |                                   |
| 30                       | 250 |                                   |
| 32                       | 250 |                                   |
| 40                       | 250 |                                   |



**PS** art. **111**

**Cannotto scarico lavatrice cm 25 con attacco lavatrice 1".**

**Cromato Ø 26-30-32-40**

*Brass tube for washing machine cm 25.*

*Chrome Ø 26-30-32-40*

*Canule de décharge cm 25 de machine à laver Ø 26-30-32-40. Chromée*

**CONF: 1 PZ**

| misura<br>size<br>mesure |     | €<br><b>cromato</b><br>chrome<br>chromée |
|--------------------------|-----|--|
| Ø                        | mm  |  |
| 26                       | 250 |  |
| 30                       | 250 |  |
| 32                       | 250 |  |
| 40                       | 250 |  |



**PS** art. **112**

**Curva in ABS 1" per attacco lavatrice, con calotta e O.R. Cromata**

*ABS elbow and spherical cap. 1" Chrome*

*Courblien en ABS 1" pour Flétage*

*de machine à laver avec calotte e O.R. Chromée*

**CONF: 10 PZ**

| misura<br>size<br>mesure |  | €<br><b>cromato</b><br>chrome<br>chromée |
|--------------------------|--|--|
| Ø                        |  |  |
|                          |  |  |



**PS** art. **114**

**Cannotto scarico lavatrice con  
dado 1"1/4 Ø 32x150 mm**

*Brass tube for washing machine  
with nut 1"1/4 Ø 32x150 mm*

*Canule de décharge de machine  
à laver avec écrou 1"1/4 Ø 32x150 mm*

**CONF.: 10 PZ**

| misura<br>size<br>mesure |     | €<br>cromato<br>chrome<br>chromée |
|--------------------------|-----|-----------------------------------|
| Ø                        | mm  |                                   |
| 32                       | 150 |                                   |



**PS** art. **115**

**Canotto scarico lavatrice con  
curva e dado 1"1/4  
Ø 32x150 mm**

*Brass tube for washing machine with elbow  
and nut 1"1/4 Ø 32x150 mm*

*Canule de décharge de machine à laver  
avec coude et écrou 1"1/4 Ø 32x150 mm*

**CONF.: 10 PZ**

| misura<br>size<br>mesure |     | €<br>cromato<br>chrome<br>chromée |
|--------------------------|-----|-----------------------------------|
| Ø                        | mm  |                                   |
| 32                       | 150 |                                   |





8

**GIUNZIONI  
MANICOTTI**

Reduced-Telescopic tube  
Jonction-Manchon



**PS** art. **424**


**Cannotto telescopico Ø 32x250 mm con 2 OR, cromato.**

*Chrome telescopic tube with 2 O.R., Ø 32x250 mm*

*Tube télescopique chromée avec 2 O.R. Ø 32x250 mm*

CONF.: 25 PZ

| misura<br>size<br>mesure |     | €<br>cromato<br>chrome<br>chromée |
|--------------------------|-----|-----------------------------------|
| Ø                        | mm  |                                   |
| 32                       | 250 |                                   |



**PS** art. **425**

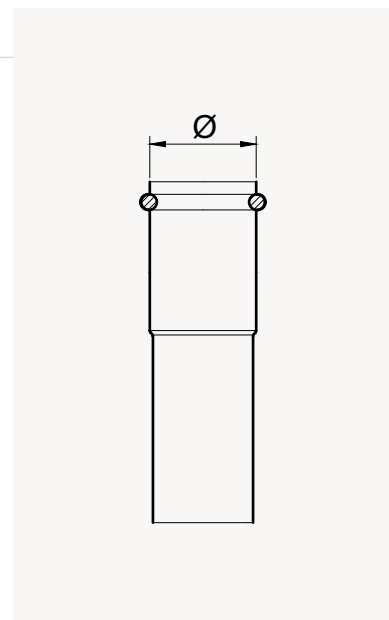
**Cannotto telescopico con OR, in gomma. Regolazione 40 mm**

*Brass telescopic tube with O.R., adjustable 40 mm*

*Tube télescopique avec O.R. en caoutchouc réglable 40 mm*

CONF.: 25 PZ

| misura<br>size<br>mesure |  | €<br>cromato<br>chrome<br>chromée |
|--------------------------|--|-----------------------------------|
| Ø                        |  |                                   |
| 26                       |  |                                   |
| 30                       |  |                                   |
| 32                       |  |                                   |



**PS** art. **426**

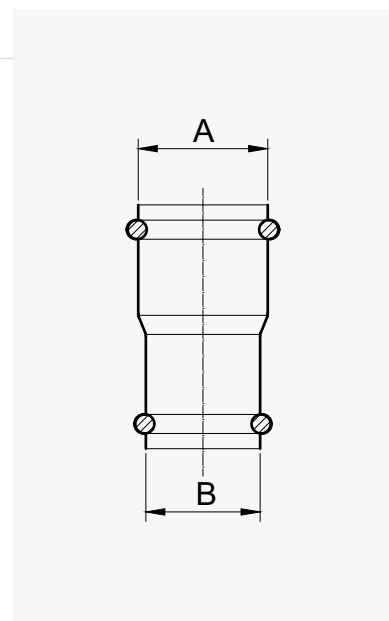
**Giunzione ridotta con 2 OR, in gomma**

*Reduced brass tube*

*Jonction reduite avec 2 O.R. en caoutchouc*

CONF.: 10 PZ

| misura<br>size<br>mesure |      | €<br>cromato<br>chrome<br>chromée |
|--------------------------|------|-----------------------------------|
| A                        | B    |                                   |
| 24                       | x 26 |                                   |
| 26                       | x 30 |                                   |
| 26                       | x 32 |                                   |
| 30                       | x 32 |                                   |
| 30                       | x 40 |                                   |
| 32                       | x 40 |                                   |



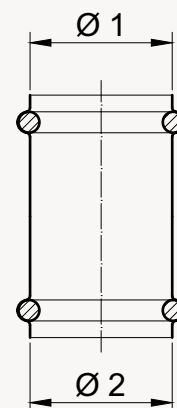


**PS** art. **427**

**Giunzione con 2 OR, in gomma**  
*Telescopic tube*  
 Jonction avec 2 O.R. en caoutchouc

CONF: 10 PZ

| misura<br>size<br>mesure<br>Ø | €<br>cromato<br>chrome<br>chromée |
|-------------------------------|-----------------------------------|
| 26                            |                                   |
| 30                            |                                   |
| 32                            |                                   |
| 40                            |                                   |

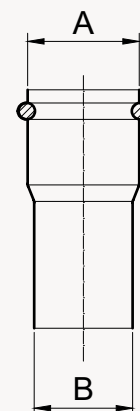


**PS** art. **428**

**Manicotto ridotto giallo a saldare, tipo persante con OR, in gomma**  
*Reduced brass tube*  
 Manchon réduit brut, a souder, type lourd avec 2 O.R. en caoutchouc

CONF: 10 PZ

| misura<br>size<br>mesure |      | €<br>cromato<br>chrome<br>chromée | €<br>grezzo<br>raw<br>brut |
|--------------------------|------|-----------------------------------|----------------------------|
| A                        | B    |                                   |                            |
| 32                       | x 26 |                                   |                            |
| 40                       | x 32 |                                   |                            |



**PS** art. **429**

### Codolo con cartella

*Tailpiece with fold*

Douille à collet



CONF: 10 PZ

| misura<br>size<br>mesure |     | €<br>cromato<br>chrome<br>chromée |
|--------------------------|-----|-----------------------------------|
| Ø                        | mm  |                                   |
| 26                       | 70  |                                   |
| 26                       | 100 |                                   |
| 26                       | 150 |                                   |
| 30                       | 70  |                                   |
| 30                       | 100 |                                   |
| 30                       | 150 |                                   |
| 32                       | 70  |                                   |
| 32                       | 100 |                                   |
| 32                       | 150 |                                   |

**PS** art. **431**

### Giunzione con OR gialla

Ø 26-30-32-40

*Yellow connection with O.R.*

Ø 26-30-32-40

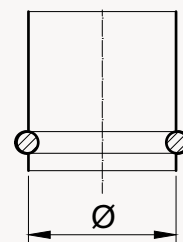
Jonction jaune avec O.R.

Ø 26-30-32-40



CONF: 10 PZ

| misura<br>size<br>mesure |  | €<br>grezzo<br>raw<br>brut |
|--------------------------|--|----------------------------|
| Ø                        |  |                            |
| 26                       |  |                            |
| 30                       |  |                            |
| 32                       |  |                            |
| 40                       |  |                            |





9

**TUBI  
IN RAME**

Copper tube / Tube en cuivre



**SASSI**

**PS** art. **309**

**Tubetto in rame ricotto Ø 10  
pieghevole, completo di nipples  
e dado cromato**

*Copper tube with nipple chrome*

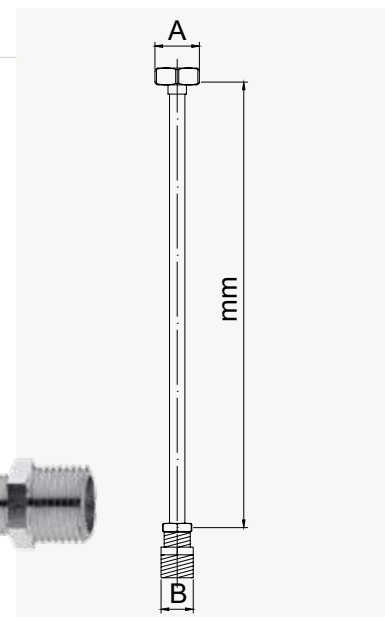
*Tube en cuivre recuit, pliable,*

*avec mamelon et écrou*

*pour raccord sous-lavabo chromée*

CONF: 25 PZ

| misura<br>size<br>mesure<br>mm | €    |      | €    |      | €    |      | €    |      |
|--------------------------------|------|------|------|------|------|------|------|------|
|                                | A    | B    | A    | B    | A    | B    | A    | B    |
| 250                            | 3/8" | 3/8" | 3/8" | 1/2" | 1/2" | 1/2" | 3/8" | 3/8" |
| 300                            |      |      |      |      |      |      |      |      |
| 350                            |      |      |      |      |      |      |      |      |
| 400                            |      |      |      |      |      |      |      |      |
| 500                            |      |      |      |      |      |      |      |      |
| 600                            |      |      |      |      |      |      |      |      |
| 1000                           |      |      |      |      |      |      |      |      |



**PS** art. **318**

**Tubetto in rame ricotto Ø 10  
pieghevole, con dado cromato**

*Copper tube with nut chrome*

*Tube en cuivre recuit avec raccord*

*soudé et chromé*

CONF: 25 PZ

| misura<br>size<br>mesure<br>mm | €                                    | €                                    |
|--------------------------------|--------------------------------------|--------------------------------------|
|                                | cromato<br>chrome<br>chromée<br>3/8" | cromato<br>chrome<br>chromée<br>1/2" |
| 250                            |                                      |                                      |
| 300                            |                                      |                                      |
| 350                            |                                      |                                      |
| 400                            |                                      |                                      |
| 500                            |                                      |                                      |
| 600                            |                                      |                                      |
| 1000                           |                                      |                                      |



**PS** art. **319**

**Tubo in rame ricotto Ø 10  
con cartella da 1/2" - 3/8"  
ricavata da tubo**

*Copper tube with fold*

*Tube en cuivre recuit,*

*Ø 10 avec collet formé*

CONF: 25 PZ

| misura<br>size<br>mesure<br>mm | €                            |
|--------------------------------|------------------------------|
|                                | cromato<br>chrome<br>chromée |
| 250                            |                              |
| 300                            |                              |
| 350                            |                              |
| 400                            |                              |
| 500                            |                              |
| 600                            |                              |
| 1000                           |                              |



**P**  
**S** art. **320**

### Tubetto in rame ricotto

*Copper tube*

*Tube en cuivre recuit*

CONF.: 10 PZ

| misura<br>size<br>mesure |      | €<br>cromato<br>chrome<br>chromée |
|--------------------------|------|-----------------------------------|
| Ø                        | mm   |                                   |
| 10                       | 1000 |                                   |
| 10                       | 1500 |                                   |
| 12                       | 1000 |                                   |
| 12                       | 1500 |                                   |
| 14                       | 1000 |                                   |
| 14                       | 1500 |                                   |



**P**  
**S** art. **332**

### Tubo in rame ricotto Ø 10 con cartella ricavata da tubo e doppio dado

*Copper tube with fold and double nut*

*Tube en cuivre recuit, ø 10 avec  
collet formé, version avec  
double ecrou*

CONF.: 20 PZ

| misura<br>size<br>mesure<br>mm | €<br>cromato<br>chrome<br>chromée |
|--------------------------------|-----------------------------------|
| 250                            | *                                 |
| 300                            | *                                 |
| 350                            | *                                 |
| 400                            | *                                 |
| 500                            | *                                 |
| 600                            | *                                 |
| 1000                           | *                                 |

\* Prezzo all'ordine  
Price up to order  
Ordre de prix



**P**  
**S** art. **333**

### Tubo in rame ricotto Ø 10 con cartella ricavata da tubo con dado da 1/2"

*Copper tube with fold and nut*

*Tube en cuivre recuit, ø 10 avec  
collet formé, version avec ecrou*

CONF.: 25 PZ

| misura<br>size<br>mesure<br>mm | €<br>cromato<br>chrome<br>chromée |
|--------------------------------|-----------------------------------|
| 250                            |                                   |
| 300                            |                                   |
| 350                            |                                   |
| 400                            |                                   |
| 500                            |                                   |
| 600                            |                                   |
| 1000                           |                                   |



**PS** art. **321**

**Tubetto in rame ricotto per prolunga monoforo**

*Copper extension for copper tube*

Tube en cuivre recuit Ø 10 pour allonge de monotrous (mitigeurs)

CONF.: 25 PZ

| misura<br>size<br>mesure |     | cromato<br>chrome<br>chromée |
|--------------------------|-----|------------------------------|
| Ø                        | mm  |                              |
| 10                       | 300 |                              |
| 10                       | 400 |                              |



**PS** art. **322**

**Tubetto Ø 10 in rame ricotto per monoforo e miscelatore**

*Copper tube for single hole*

Tube en cuivre recuit, Ø 10 pour monotrous et mitigeurs

CONF.: 50 PZ

| misura<br>size<br>mesure |     | €<br>cromato<br>chrome<br>chromée |
|--------------------------|-----|-----------------------------------|
| Ø                        | mm  |                                   |
| 10x1                     | 300 |                                   |
| 10x1                     | 350 |                                   |
| 10x1                     | 400 |                                   |
| 12x1                     | 300 |                                   |
| 12x1                     | 350 |                                   |
| 12x1                     | 400 |                                   |



**PS** art. **329**

**Prolunga in rame femmina cromata**

*Copper female extension*

Extension de cuivre femme

CONF.: 50 PZ

| misura<br>size<br>mesure |       | €<br>8x1M<br>10x1F | €<br>10x1M<br>10x1F |
|--------------------------|-------|--------------------|---------------------|
| Ø                        | mm    |                    |                     |
| 8                        | x 105 |                    |                     |
| 8                        | x 120 |                    |                     |
| 8                        | x 135 |                    |                     |
| 8                        | x 140 |                    |                     |
| 8                        | x 150 |                    |                     |
| 8                        | x 165 |                    |                     |
| 8                        | x 195 |                    |                     |
| 8                        | x 200 |                    |                     |
| 8                        | x 250 |                    |                     |
| 8                        | x 270 |                    |                     |
| 8                        | x 300 |                    |                     |
| 8                        | x 350 |                    |                     |
| 8                        | x 500 |                    |                     |
|                          |       |                    |                     |
|                          |       |                    |                     |





art. **480**

**Attacco flessibile in acciaio inox M1/2 F1/2 specifico per apparecchi igienico sanitari. Serie DN 10 Ø 14**

*Attack flexible stainless steel M1/2, F1/2 specific hygiene appliances health*  
 Attaque souple en acier inoxydable M1/2 F1/2 appareils spécifiques d'hygiène la santé

CONF: 10 PZ

| misura<br>size<br>mesure<br>mm | DN 10 €<br>cromato<br>chrome<br>chromée |
|--------------------------------|---|
| 200                            |   |
| 250                            |   |
| 300                            |   |
| 350                            |   |
| 400                            |   |
| 500                            |   |
| 600                            |   |
| 800                            |   |
| 1000                           |   |



art. **481**

**Attacco flessibile in acciaio inox F1/2, F1/2 specifico per apparecchi igienico sanitari. Serie DN 10 Ø 14**

*Attack flexible stainless steel F1/2, F1/2 specific hygiene appliances health*  
 Attaque souple en acier inoxydable F1/2, F1/2 appareils spécifiques d'hygiène la santé

CONF: 25 PZ

| misura<br>size<br>mesure<br>mm | DN 10 €<br>cromato<br>chrome<br>chromée |
|--------------------------------|---|
| 200                            |   |
| 250                            |   |
| 300                            |   |
| 350                            |   |
| 400                            |   |
| 500                            |   |
| 600                            |   |
| 800                            |   |
| 1000                           |   |



art. **482**

**Attacco flessibile in acciaio inox per monoforo o monocomando Serie DN 6 Ø 8 - DN 8 Ø 10-12**

*Attack flexible stainless steel for one hole single lever or*  
 Attaque souple en acier inoxydable d'un levier simple trou ou

CONF: 25 PZ

| misura<br>size<br>mesure<br>mm | DN 6<br>€<br>8x1<br>F 3/8" | DN 6<br>€<br>8x1<br>F 1/2" | DN 8<br>€<br>10x1<br>F 3/8" | DN 8<br>€<br>10x1<br>F 1/2" | DN 8<br>€<br>12x1<br>F 3/8" | DN 8<br>€<br>12x1<br>F 1/2" |
|--------------------------------|----------------------------|----------------------------|-----------------------------|-----------------------------|-----------------------------|-----------------------------|
| 300                            |                            |                            |                             |                             |                             |                             |
| 350                            |                            |                            |                             |                             |                             |                             |
| 400                            |                            |                            |                             |                             |                             |                             |
| 500                            |                            |                            |                             |                             |                             |                             |
| 700                            |                            |                            |                             |                             |                             |                             |



**PS** art. **325**

### Tubo in rame ricotto in rotolo

*Copper tube roll*

Tube cuivre recuit en couronne

CONF: 1 PZ

| misura<br>size<br>mesure |    | €<br>cromato<br>chrome<br>chromée | €<br>grezzo<br>raw<br>brut |
|--------------------------|----|-----------------------------------|----------------------------|
| Ø                        | mt |                                   |                            |
| 10                       | 5  |                                   |                            |
| 12                       | 5  |                                   |                            |
| 14                       | 5  |                                   |                            |



**PS** art. **325/A**

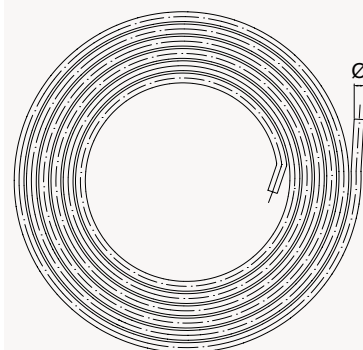
### Tubo in rame ricotto spiralato

*Spiral soft copper*


Tube cuivre recuit en spirale

CONF: 1 PZ

| misura<br>size<br>mesure |    | €<br>cromato<br>chrome<br>chromée |
|--------------------------|----|-----------------------------------|
| Ø                        | mt |                                   |
| 10                       | 5  |                                   |
| 12                       | 5  |                                   |








# 10 CURVEE SQUADRETTE

90° Tube / Coude pour vidage sous-lavabo

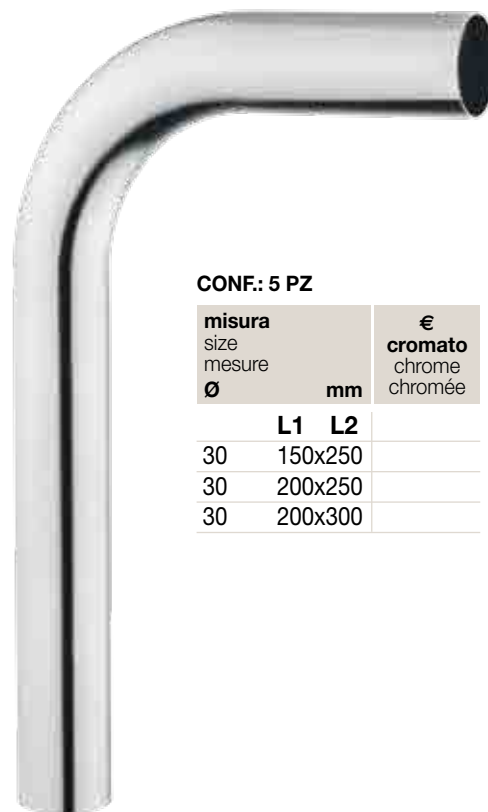


**SASSI**

art. **304 Pesante****Curva per scarico sottolavabo***Brass 90° tube*Coude pour vidage sous-lavabo,  
modele lourd

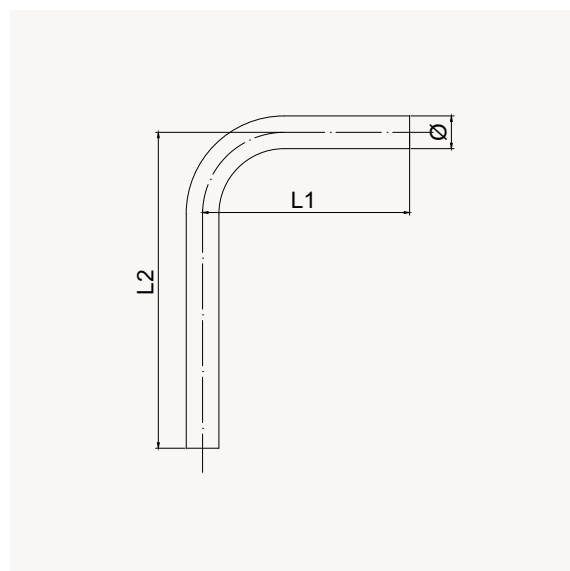
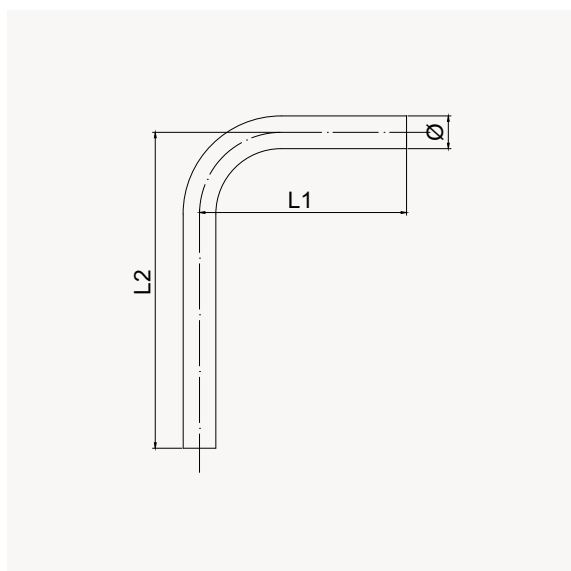
CONF: 5 PZ

| misura<br>size<br>mesure<br>Ø | mm      |    | €<br>cromato<br>chrome<br>chromée |
|-------------------------------|---------|----|-----------------------------------|
|                               | L1      | L2 |                                   |
| 25                            | 150x250 |    |                                   |
| 25                            | 200x250 |    |                                   |
| 25                            | 200x300 |    |                                   |
| 25                            | 250x300 |    |                                   |
| 30                            | 150x250 |    |                                   |
| 30                            | 200x250 |    |                                   |
| 30                            | 200x300 |    |                                   |
| 30                            | 250x300 |    |                                   |
| 32                            | 150x250 |    |                                   |
| 32                            | 200x250 |    |                                   |
| 32                            | 200x300 |    |                                   |
| 32                            | 250x300 |    |                                   |

art. **304/L Leggera****Curva per scarico sottolavabo***Brass 90° tube*Coude pour vidage sous-lavabo,  
modele lourd

CONF: 5 PZ

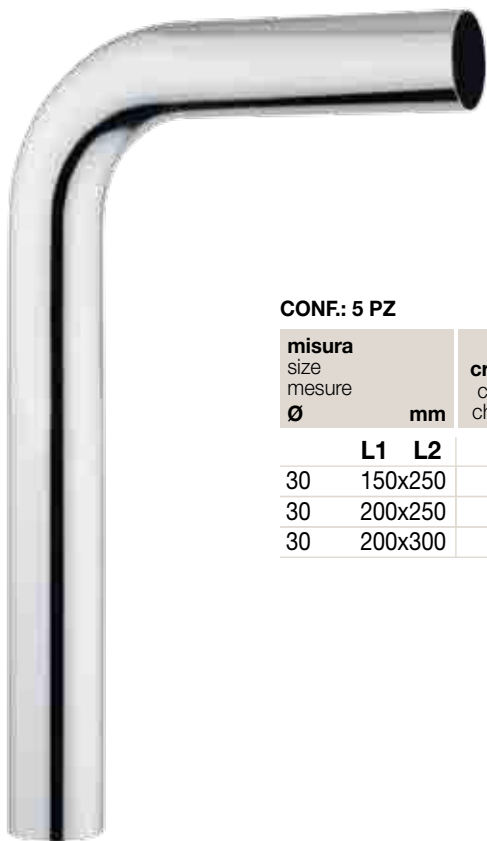
| misura<br>size<br>mesure<br>Ø | mm      |    | €<br>cromato<br>chrome<br>chromée |
|-------------------------------|---------|----|-----------------------------------|
|                               | L1      | L2 |                                   |
| 30                            | 150x250 |    |                                   |
| 30                            | 200x250 |    |                                   |
| 30                            | 200x300 |    |                                   |



**PS** art. **330**

**Curva per scarico sottolavabo a raggio stretto**

Brass 90° tube narrow radius  
Coude pour vidage sous lavabo, petit rayon



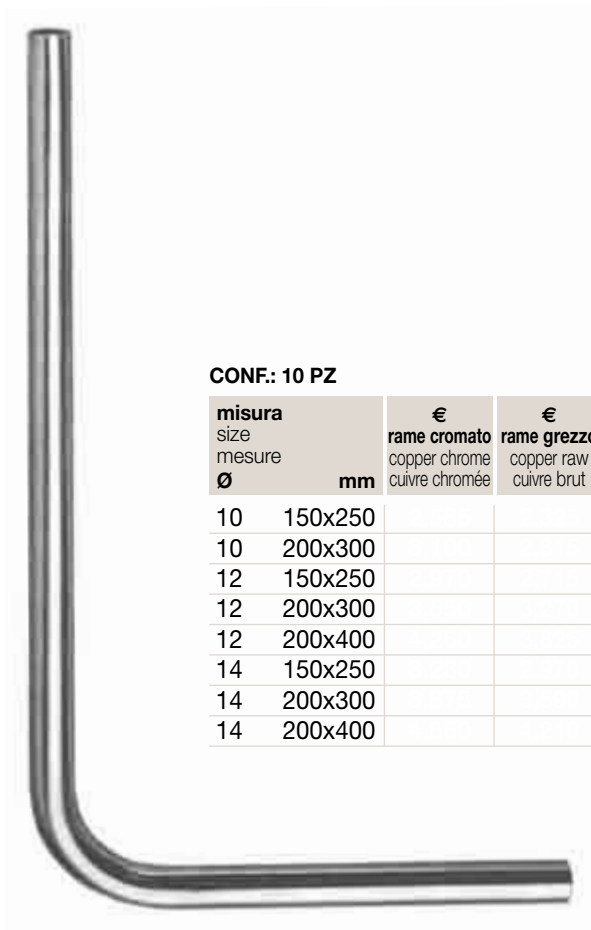
CONF.: 5 PZ

| misura<br>size<br>mesure |              | €<br>cromato<br>chrome<br>chromée |
|--------------------------|--------------|-----------------------------------|
| Ø                        | mm           |                                   |
|                          | <b>L1 L2</b> |                                   |
| 30                       | 150x250      |                                   |
| 30                       | 200x250      |                                   |
| 30                       | 200x300      |                                   |

**PS** art. **240/S**


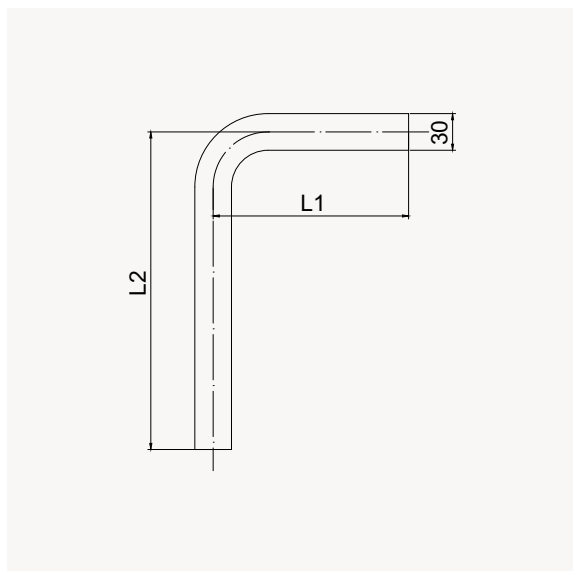
**Squadretta in rame solo tubetto**

Copper stop cock straight  
Tube en cuivre recuit, pliable



CONF.: 10 PZ

| misura<br>size<br>mesure |         | €<br>rame cromato<br>copper chrome<br>cuivre chromée | €<br>rame grezzo<br>copper raw<br>cuivre brut |
|--------------------------|---------|--|---|
| Ø                        | mm      |  |   |
| 10                       | 150x250 |  |   |
| 10                       | 200x300 |  |   |
| 12                       | 150x250 |  |   |
| 12                       | 200x300 |  |   |
| 12                       | 200x400 |  |   |
| 14                       | 150x250 |  |   |
| 14                       | 200x300 |  |   |
| 14                       | 200x400 |  |   |

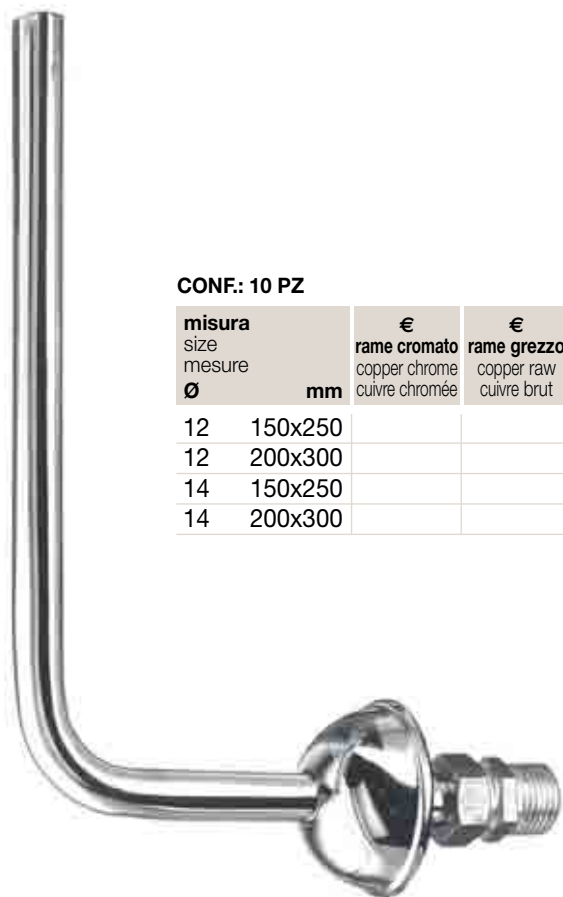


**PS** art. **240**

**Squadretta in rame completa di nipples e rosone in ottone**

*Complete copper-brass stop cock*

*Tube en cuivre-laiton recuit*



CONF.: 10 PZ

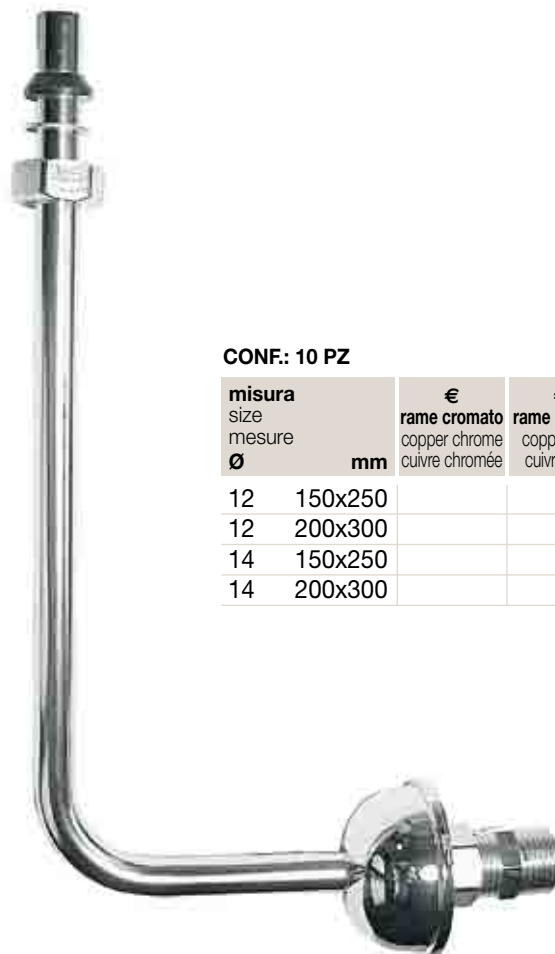
| misura<br>size<br>mesure |         | €<br>rame cromato<br>copper chrome<br>cuivre chromée | €<br>rame grezzo<br>copper raw<br>cuivre brut |
|--------------------------|---------|--|---|
| Ø                        | mm      |  |   |
| 12                       | 150x250 |  |   |
| 12                       | 200x300 |  |   |
| 14                       | 150x250 |  |   |
| 14                       | 200x300 |  |   |

**PS** art. **239**

**Squadretta in rame completa di rosone e nipples ottone, dado, ranella e guarnizione**

*Complete copper-brass with nipples and washer*

*Tube en cuivre-laiton avec ecrou*



CONF.: 10 PZ

| misura<br>size<br>mesure |         | €<br>rame cromato<br>copper chrome<br>cuivre chromée | €<br>rame grezzo<br>copper raw<br>cuivre brut |
|--------------------------|---------|--|---|
| Ø                        | mm      |  |   |
| 12                       | 150x250 |  |   |
| 12                       | 200x300 |  |   |
| 14                       | 150x250 |  |   |
| 14                       | 200x300 |  |   |

**PS** art. **337**

**Rubinetto per cassetta WC completo**

*Tap for WC flush complete*

*Robinet pour chasse WC complet*



CONF.: 10 PZ

| misura<br>size<br>mesure |  | €<br>cromato<br>chrome<br>chromée |
|--------------------------|--|-----------------------------------|
| Ø                        |  |                                   |
| 3/8" x 3/8"              |  |                                   |
| 3/8" x 1/2"              |  |                                   |



# 11

## CURVETTE SOTTOLAVABO

Stop bend / Coude sous-lavabo

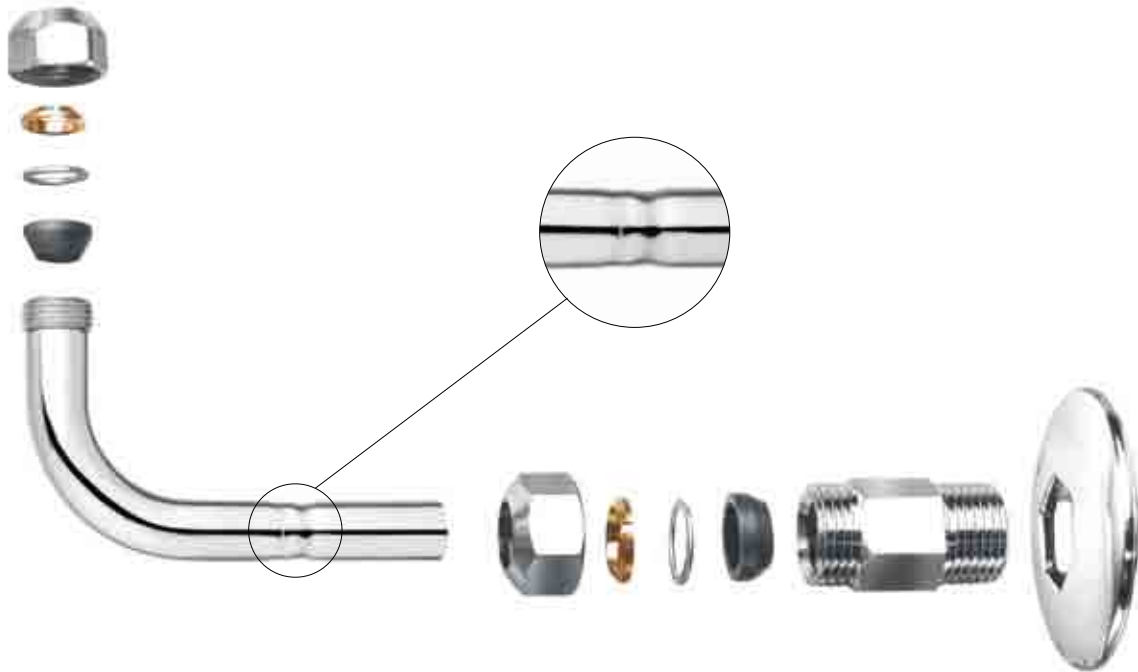


**SASSI**

art. **261****Curvetta sottolavabo attacco 1/2".****Cromata, regolabile 5-9 cm***Adjustable curve, attac 1/2". Chrome**Réglable courbe, attaque 1/2". Chromée*

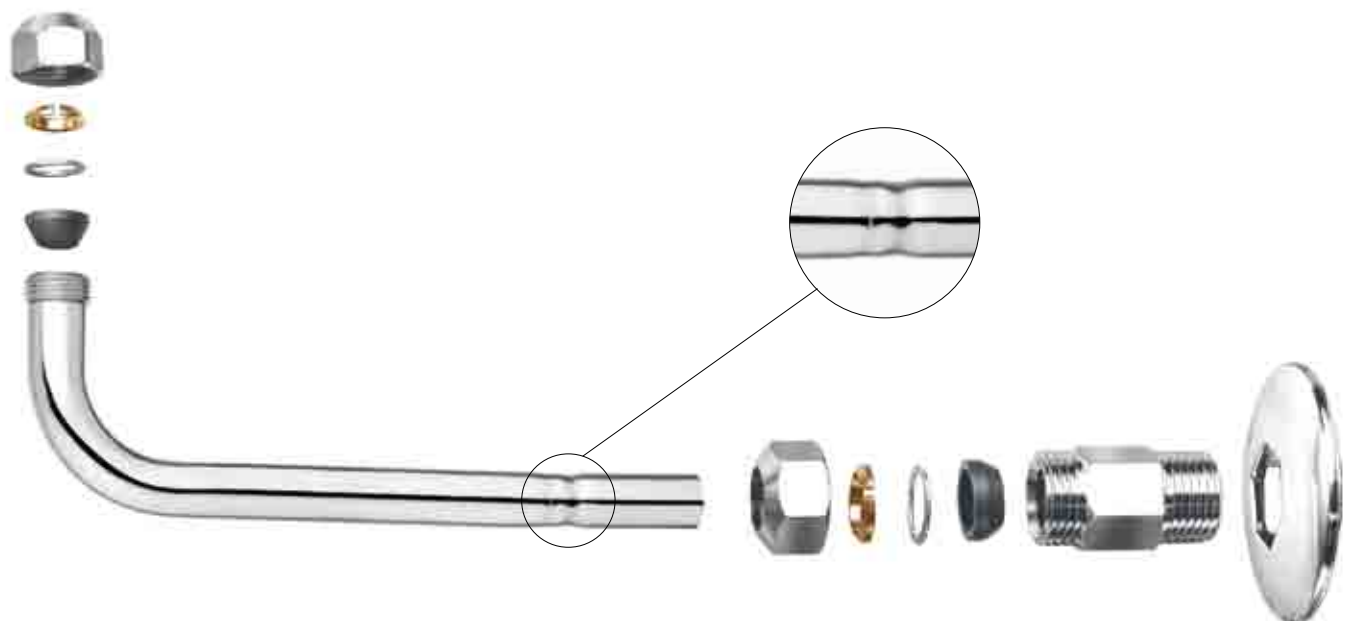
CONF.: 50 PZ

| misura<br>size<br>mesure<br>Ø | €<br>cromato<br>chrome<br>chromée |
|-------------------------------|-----------------------------------|
| 1/2"                          |                                   |

art. **268****Curvetta sottolavabo in tubo****rame, 1/2" regolabile 7-16 cm***Stop bend in copper tube adjustable**Coude sous-lavabo en tube**cuivre réglable*

CONF.: 50 PZ

| misura<br>size<br>mesure<br>Ø | €<br>cromato<br>chrome<br>chromée |
|-------------------------------|-----------------------------------|
| 1/2"                          |                                   |



**PS** art. **262**

**Curvetta sottolavabo fissa,  
in tubo rame**

*Stop bend in copper tube fixed*  
Coude sous-lavabo en tube cuivre fixe



**CONF: 50 PZ**

| misura<br>size<br>mesure<br>Ø | €<br>cromato<br>chrome<br>chromée |
|-------------------------------|-----------------------------------|
| Att. 3/8"                     |                                   |
| Att. 1/2"                     |                                   |
| Att. 1/2" SMONTATA            |                                   |

**PS** art. **263**

**Curvetta stampata  
sottolavabo fissa 90°**

*Stop bend complete 90° fixed*  
Tube matricé sous-lavabo fixe 90°  
en laiton



**CONF: 50 PZ**

| misura<br>size<br>mesure<br>Ø | €<br>cromato<br>chrome<br>chromée |
|-------------------------------|-----------------------------------|
| Att. 3/8"                     |                                   |
| Att. 1/2"                     |                                   |
| Att. 1/2" SMONTATA            |                                   |

**Tutte le curvette hanno ranelle bloccatubo e guarnizioni in gomma stampata in NBR 90 Shore**

*All bends have bloccatubo washers and gaskets molded rubber NBR 90 Shore*

*Tous les virages ont des rondelles et des joints moulés bloccatubo caoutchouc NBR 90 Shore*

**PS** art. **264**

**Curvetta sottolavabo fissa,  
in ottone stampata**

*Stop bend complete fixed*

Tube matricé sous-lavabo fixe, en laiton

CONF.: 50 PZ

| misura<br>size<br>mesure<br>Ø | €<br>cromato<br>chrome<br>chromée |
|-------------------------------|-----------------------------------|
| Att. 3/8"                     |                                   |
| Att. 1/2"                     |                                   |
| Att. 1/2" SMONTATA            |                                   |



**PS** art. **269**

**Curvetta sottolavabo fissa 90°,  
con calotta alta**

*Stop bend complete 90° fixed, with high cap*

Tube matricé sous-lavabo fixe 90°,  
en laiton, avec écrou haut

CONF.: 50 PZ

| misura<br>size<br>mesure<br>Ø | €<br>cromato<br>chrome<br>chromée |
|-------------------------------|-----------------------------------|
| Att. 3/8"                     |                                   |
| Att. 1/2"                     |                                   |







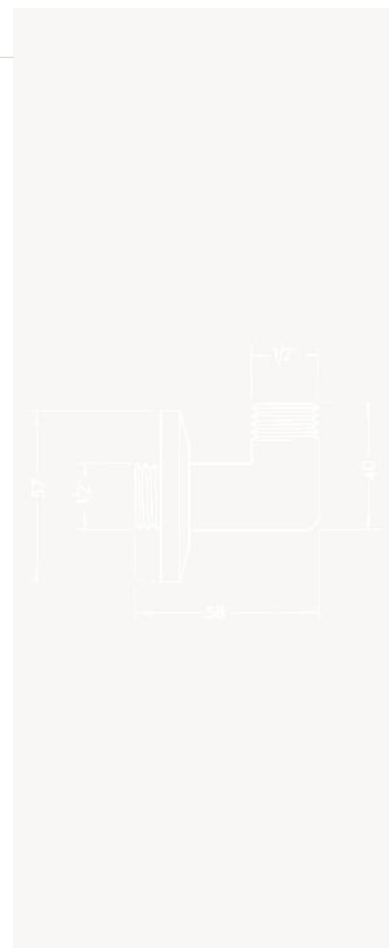
art. **280/282**

**Curvetta stampata in ottone per saliscendi con rosone inox protetto o in ottone cromato**

*Stop bend with inox rosette or brass*  
*Coude matricé pour sortie flexible de douche, avec rosace inox ou laiton*

CONF: 40 PZ

| misura<br>size<br>mesure<br>Ø      | €<br>cromato<br>chrome<br>chromée |
|------------------------------------|-----------------------------------|
| <b>280</b> - Att. 1/2" ros. inox   |                                   |
| <b>282</b> - Att. 1/2" ros. ottone |                                   |




art. **281**

**Curvetta stampata in ottone per saliscendi con dado conico**

*Stop bend with inox rosette or brass*  
*Coude matricé pour sortie flexible de douche, avec rosace inox ou laiton*

CONF: 40 PZ

| misura<br>size<br>mesure<br>Ø | €<br>cromato<br>chrome<br>chromée |
|-------------------------------|-----------------------------------|
|                               |                                   |



**Tutte le curvette hanno ranelle bloccatubo e guarnizioni in gomma stampata in NBR 90 Shore**

*All bends have bloccatubo washers and gaskets molded rubber NBR 90 Shore*

*Tous les virages ont des rondelles et des joints moulés bloccatubo caoutchouc NBR 90 Shore*

**P/S** art. **284**

**Curva scaldabagno. Cromata**

*Curve heater. Chrome*  
*Chauffe curve. Chromée*



**CONF.: 10 PZ**

| misura<br>size<br>mesure<br>Ø | €<br>cromato<br>chrome<br>chromée |
|-------------------------------|-----------------------------------|
| 1/2" x 1/2"                   |                                   |
| 3/4" x 1/2"                   |                                   |

**P/S** art. **630**

**Presca acqua in ottone.**  
**1/2"M x 1/2"M. Cromata**

*Brass wall water socket. 1/2"M x 1/2"M. Chrome*  
*Prise d'eau en lation 1/2"M x 1/2"M. Chromée*



**CONF.: 1 PZ**

| misura<br>size<br>mesure<br>Ø | €<br>cromato<br>chrome<br>chromée |
|-------------------------------|-----------------------------------|
| Att. 1/2"                     |                                   |

**P/S** art. **632**


**Presca acqua in ottone, con rosone**  
**1/2"M x 1/2"M. Cromata**

*Brass wall water socket. 1/2"M x 1/2"M. Chrome*  
*Prise d'eau en lation 1/2"M x 1/2"M. Chromée*



**CONF.: 1 PZ**

| misura<br>size<br>mesure<br>Ø | €<br>cromato<br>chrome<br>chromée |
|-------------------------------|-----------------------------------|
| Att. 1/2"                     |                                   |



12

**NIPLER  
EDADI**

Screw and caps / Mamelons en ecrou



**SASSI**

**PS** art. **306**

**Dado in ottone**

*Low cap*

Ecrou décollété brut o chromée



CONF: 100 PZ

| misura<br>size<br>mesure |       | €<br>giallo<br>brass<br>laiton | €<br>cromato<br>chrome<br>chromée |
|--------------------------|-------|--------------------------------|-----------------------------------|
| Ø                        | Ø     |                                |                                   |
| 3/8"                     | 10    |                                |                                   |
| 1/2"                     | 10    |                                |                                   |
| 1/2"                     | 12-14 |                                |                                   |
| 1"                       | 26    |                                |                                   |
| 1" 1/4                   | 32    |                                |                                   |

**PS** art. **308**

**Dado conico in ottone**

*Conical low cap*

Ecrou conique chromée



CONF: 100 PZ

| misura<br>size<br>mesure |    | €<br>giallo<br>brass<br>laiton | €<br>cromato<br>chrome<br>chromée |
|--------------------------|----|--------------------------------|-----------------------------------|
| Ø                        | Ø  |                                |                                   |
| 3/8"                     | 10 |                                |                                   |
| 1/2"                     | 14 |                                |                                   |

**PS** art. **348**

**Dado conico alto**

**per curvette sottolavabo**

*Conical high cap*

Ecrou conique haut



CONF: 50 PZ

| misura<br>size<br>mesure |      | €<br>giallo<br>brass<br>laiton | €<br>cromato<br>chrome<br>chromée |
|--------------------------|------|--------------------------------|-----------------------------------|
| Ø                        | Ø    |                                |                                   |
| 3/8"                     | x 10 |                                |                                   |

**PS** art. **349**

**Prolunga per curvetta, H = 30 mm**

*Extension for stop bend, H = 30 mm*

Allonge pour tube maticé, H = 30 mm



CONF: 10 PZ

| misura<br>size<br>mesure |        | €<br>giallo<br>brass<br>laiton | €<br>cromato<br>chrome<br>chromée |
|--------------------------|--------|--------------------------------|-----------------------------------|
| Ø                        | Ø      |                                |                                   |
| 3/8"                     | x 3/8" |                                |                                   |

**PS** art. **359**

**Dado conico alto per curvetta con ogiva**

*High conic ring nut for curve with ogive*

Ecrou conique haut pour courbe avec ogive



CONF: 50 PZ

| misura<br>size<br>mesure |  | €<br>cromato<br>chrome<br>chromée |
|--------------------------|--|-----------------------------------|
| Ø                        |  |                                   |
| 3/8 - Ø10                |  |                                   |



art. **307**

**Nipples in ottone per curva sottolavabo L = 30 mm**

*Brass nipples with low cap, 30 mm*  
Mamelon décolleté, brut ou chromé pour coude sous-lavabo, 30 mm



CONF: 25 PZ

| misura<br>size<br>mesure | Ø     | €<br>giallo<br>brass<br>laiton | €<br>cromato<br>chrome<br>chromée |
|--------------------------|-------|--------------------------------|-----------------------------------|
| 3/8" x 3/8"              | 10    |                                |                                   |
| 3/8" x 1/2"              | 10    |                                |                                   |
| 1/2" x 1/2"              | 12-14 |                                |                                   |



art. **313**

**Nipples M-M in ottone**

*Double brass screw*  
Mamelon MM



CONF: 25 PZ

| misura<br>size<br>mesure | Ø | €<br>giallo<br>brass<br>laiton | €<br>cromato<br>chrome<br>chromée |
|--------------------------|---|--------------------------------|-----------------------------------|
| 3/8" x 3/8"              |   |                                |                                   |
| 1/2" x 1/2"              |   |                                |                                   |
| 3/4" x 3/4"              |   |                                |                                   |
| 1" x 1"                  |   |                                |                                   |



art. **315**

**Nipples in ottone per curva sottolavabo con dado conico**

*Brass nipples with conical cap*  
Mamelon décolleté, brut ou chromé pour coude sous-lavabo



CONF: 25 PZ

| misura<br>size<br>mesure | Ø | H  | €<br>giallo<br>brass<br>laiton | €<br>cromato<br>chrome<br>chromée |
|--------------------------|---|----|--------------------------------|-----------------------------------|
| 10 - 3/8" x 3/8"         |   | 30 |                                |                                   |
| 10 - 3/8" x 1/2"         |   | 30 |                                |                                   |
| 14 - 1/2" x 1/2"         |   | 30 |                                |                                   |
| 10 - 3/8" x 1/2"         |   | 40 |                                |                                   |
| 14 - 1/2" x 1/2"         |   | 40 |                                |                                   |



art. **316**

**Nipples M-F in ottone con dado conico e guarnizioni**

*Brass joint with conical cap*  
Mamelon femelle avec ecrou conique et joints M-F



CONF: 25 PZ

| misura<br>size<br>mesure | M | F | Ø  | €<br>cromato<br>chrome<br>chromée |
|--------------------------|---|---|----|-----------------------------------|
| 3/8" x 3/8"              |   |   | 10 |                                   |
| 3/8" x 3/8"              |   |   | 12 |                                   |
| 3/8" x 1/2"              |   |   | 10 |                                   |
| 3/8" x 1/2"              |   |   | 12 |                                   |
| 1/2" x 1/2"              |   |   | 14 |                                   |

art. **317**
**Raccordo M-M di giunzione  
in ottone**
*Double brass joint conical cap*

Jonction MM, laiton

CONF.: 25 PZ

| misura<br>size<br>mesure<br>Ø | Ø  | €<br>giallo<br>brass<br>laiton | €<br>cromato<br>chrome<br>chromée |
|-------------------------------|----|--------------------------------|-----------------------------------|
| 3/8"                          | 10 |                                |                                   |
| 1/2"                          | 14 |                                |                                   |

art. **326**
**Nipples in ottone per curva sottolavabo  
con dado conico e rosone  
esagonale inox**
*Brass nipples with conical cap*

Mamelon décolleté, brut ou chromé

pour coude sous-lavabo

CONF.: 25 PZ

| misura<br>size<br>mesure<br>Ø | Ø  | H  | €<br>cromato<br>chrome<br>chromée |
|-------------------------------|----|----|-----------------------------------|
| 3/8"-1/2"                     | 10 | 40 |                                   |
| 1/2"-1/2"                     | 14 | 40 |                                   |

art. **328**
**Nipples in ottone per curva sottolavabo  
con rosone esagonale inox**
*Brass nipples with inox rosette*

Mamelon décolleté, brut ou chromé

pour coude sous-lavabo avec rosace inox

CONF.: 25 PZ

| misura<br>size<br>mesure<br>Ø | Ø  | H  | €<br>cromato<br>chrome<br>chromée |
|-------------------------------|----|----|-----------------------------------|
| 3/8"-1/2"                     | 10 | 40 |                                   |
| 1/2"-1/2"                     | 14 | 40 |                                   |

art. **352**
**Ogiva per calotta alta**
*Ogive for high cap*

Ogive pour ecrou haut

CONF.: 100 PZ

| misura<br>size<br>mesure<br>Ø | Ø    | €<br>cromato<br>chrome<br>chromée |
|-------------------------------|------|-----------------------------------|
| 3/8"                          | 10,2 |                                   |





# 13

## RACCORDI E PROLUNGHE

Unions and extension / Raccord et allonge



**SASSI**

art. **450**
**Raccordo retrogruppo con foro 3/8" e dado girevole**
*Unions with turning nut with hole*

Raccord arrière pour mélangeur avec ecrou prisonnier-percé



CONF: 10 PZ

| misura<br>size<br>mesure<br>Ø | €<br>cromato<br>chrome<br>chromée |
|-------------------------------|-----------------------------------|
| 3/4" x 3/4"                   |                                   |

art. **451**
**Raccordo retrogruppo con dado girevole**
*Unions with turning nut with hole*

Raccord arrière pour mélangeur avec prisonnier



CONF: 10 PZ

| misura<br>size<br>mesure<br>Ø | €<br>cromato<br>chrome<br>chromée |
|-------------------------------|-----------------------------------|
| 3/4" x 3/4"                   |                                   |

art. **452**
**Raccordo retrogruppo con foro 3/8"**
*Extension with hole*

Raccord arrière pour mélangeur, percé



CONF: 10 PZ

| misura<br>size<br>mesure<br>Ø | €<br>cromato<br>chrome<br>chromée |
|-------------------------------|-----------------------------------|
| 3/4" x 3/4"                   |                                   |

art. **453**
**Raccordo retrogruppo 3/4"**
*Extension*

Raccord arrière pour mélangeur



CONF: 10 PZ

| misura<br>size<br>mesure<br>Ø | €<br>cromato<br>chrome<br>chromée |
|-------------------------------|-----------------------------------|
| 3/4" x 3/4"                   |                                   |

art. **470**
**Manicotto cromato per tubo sifone**
*Chrome coupling*

Manchon chromée



CONF: 10 PZ

| misura<br>size<br>mesure<br>Ø | €<br>cromato<br>chrome<br>chromée |
|-------------------------------|-----------------------------------|
| 26 x 26                       |                                   |
| 32 x 32                       |                                   |





art. **455**


**Raccordo di giunzione in ottone M-F**

*Brass joint male-female*  
Coude MF laiton



CONF: 10 PZ

| misura<br>size<br>mesure |         | €<br>giallo<br>brass<br>laiton | €<br>cromato<br>chrome<br>chromée |
|--------------------------|---------|--------------------------------|-----------------------------------|
| Ø                        | Ø       |                                |                                   |
| 1/4"                     | x 1/4"  |                                |                                   |
| 3/8"                     | x 3/8"  |                                |                                   |
| 1/2"                     | x 1/2"  |                                |                                   |
| 3/4"                     | x 3/4"  |                                |                                   |
| 1"                       | x 1"    |                                |                                   |
| 1"1/4                    | x 1"1/4 |                                |                                   |
| 1"1/2                    | x 1"1/2 |                                |                                   |
| 2"                       | x 2"    |                                |                                   |



art. **456**

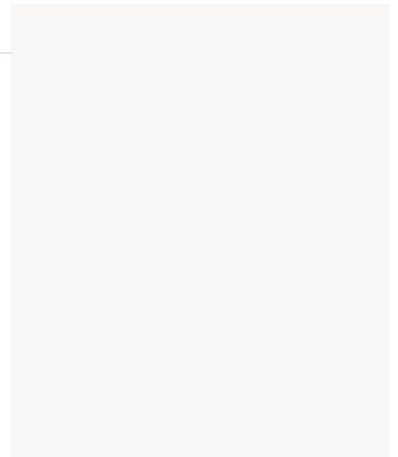
**Raccordo di giunzione in ottone F-F**

*Brass joint female*  
Coude FF laiton



CONF: 10 PZ

| misura<br>size<br>mesure |         | €<br>giallo<br>brass<br>laiton | €<br>cromato<br>chrome<br>chromée |
|--------------------------|---------|--------------------------------|-----------------------------------|
| Ø                        | Ø       |                                |                                   |
| 1/4"                     | x 1/4"  |                                |                                   |
| 3/8"                     | x 3/8"  |                                |                                   |
| 1/2"                     | x 1/2"  |                                |                                   |
| 3/4"                     | x 3/4"  |                                |                                   |
| 1"                       | x 1"    |                                |                                   |
| 1"1/4                    | x 1"1/4 |                                |                                   |
| 1"1/2                    | x 1"1/2 |                                |                                   |
| 2"                       | x 2"    |                                |                                   |



art. **457**

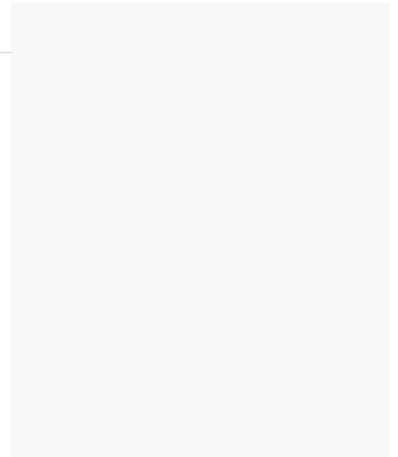
**Raccordo di giunzione a TEE**

*Brass female tee*  
Coude TÉ F laiton



CONF: 10 PZ

| misura<br>size<br>mesure |  | €<br>giallo<br>brass<br>laiton | €<br>cromato<br>chrome<br>chromée |
|--------------------------|--|--------------------------------|-----------------------------------|
| Ø                        |  |                                |                                   |
| 1/4"                     |  |                                |                                   |
| 3/8"                     |  |                                |                                   |
| 1/2"                     |  |                                |                                   |
| 3/4"                     |  |                                |                                   |
| 1"                       |  |                                |                                   |
| 1"1/4                    |  |                                |                                   |
| 1"1/2                    |  |                                |                                   |
| 2"                       |  |                                |                                   |



art. **458**


**Manicotto in ottone F-F**

*Brass coupling female*  
Manchon FF laiton



CONF: 10 PZ

| misura<br>size<br>mesure |  | €<br>giallo<br>brass<br>laiton | €<br>cromato<br>chrome<br>chromée |
|--------------------------|--|--------------------------------|-----------------------------------|
| Ø                        |  |                                |                                   |
| 1/4"                     |  |                                |                                   |
| 3/8"                     |  |                                |                                   |
| 1/2"                     |  |                                |                                   |
| 3/4"                     |  |                                |                                   |
| 1"                       |  |                                |                                   |
| 1"1/4                    |  |                                |                                   |
| 1"1/2                    |  |                                |                                   |
| 2"                       |  |                                |                                   |



**PS** art. **459**

**Prolunga in ottone pesante Ø27  
con esagono**

*Brass extension with hexagonal*

Allonge laiton avec 6 pans



CONF.: 10 PZ

| misura<br>size<br>mesure |    | €<br>giallo<br>brass<br>laiton | €<br>cromato<br>chrome<br>chromée |
|--------------------------|----|--------------------------------|-----------------------------------|
| F                        | mm |                                |                                   |
| 3/8"                     | 10 |                                |                                   |
| 3/8"                     | 15 |                                |                                   |
| 3/8"                     | 20 |                                |                                   |
| 3/8"                     | 25 |                                |                                   |
| 3/8"                     | 30 |                                |                                   |
| 3/8"                     | 40 |                                |                                   |
| 3/8"                     | 50 |                                |                                   |
| 1/2"                     | 10 |                                |                                   |
| 1/2"                     | 15 |                                |                                   |
| 1/2"                     | 20 |                                |                                   |
| 1/2"                     | 25 |                                |                                   |
| 1/2"                     | 30 |                                |                                   |
| 1/2"                     | 40 |                                |                                   |
| 1/2"                     | 50 |                                |                                   |
| 3/4"                     | 10 |                                |                                   |
| 3/4"                     | 15 |                                |                                   |
| 3/4"                     | 20 |                                |                                   |
| 3/4"                     | 25 |                                |                                   |
| 3/4"                     | 30 |                                |                                   |
| 3/4"                     | 40 |                                |                                   |
| 3/4"                     | 50 |                                |                                   |

**PS** art. **460**

**Prolunga ridotta M-F  
con esagono**

*Brass reanced extension M-F  
with inside hexagon*

Allonge réduite avec 6 pans  
intérieur-laiton M-F



CONF.: 10 PZ

| misura<br>size<br>mesure |         | €<br>giallo<br>brass<br>laiton | €<br>cromato<br>chrome<br>chromée |
|--------------------------|---------|--------------------------------|-----------------------------------|
| M                        | F       |                                |                                   |
| 3/8"                     | x 1/2"  |                                |                                   |
| 3/8"                     | x 3/4"  |                                |                                   |
| 1/2"                     | x 3/8"  |                                |                                   |
| 1/2"                     | x 3/4"  |                                |                                   |
| 3/4"                     | x 1/2"  |                                |                                   |
| 3/4"                     | x 1"    |                                |                                   |
| 1"                       | x 3/4"  |                                |                                   |
| 1"                       | x 1"1/4 |                                |                                   |

**PS** art. **461**

**Riduzione in ottone M-F**

*Brass hexagonal adaptor male-female*

Reduction MF laiton



CONF.: 10 PZ

| misura<br>size<br>mesure |        | €<br>giallo<br>brass<br>laiton | €<br>cromato<br>chrome<br>chromée |
|--------------------------|--------|--------------------------------|-----------------------------------|
| M                        | F      |                                |                                   |
| 3/8"                     | x 1/4" |                                |                                   |
| 1/2"                     | x 3/8" |                                |                                   |
| 3/4"                     | x 1/2" |                                |                                   |
| 1"                       | x 3/4" |                                |                                   |
| 1"1/4                    | x 1"   |                                |                                   |



art. **464**


**Gomito M-F flangiato**

*Joint male-female*  
Coude MF



CONF: 10 PZ

| misura<br>size<br>mesure<br>Ø | €<br>giallo<br>brass<br>laiton | €<br>cromato<br>chrome<br>chromée |
|-------------------------------|--------------------------------|-----------------------------------|
| 1/2" x 1/2"                   |                                |                                   |



art. **465**

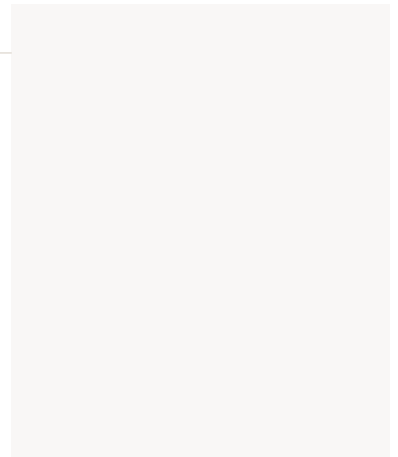
**Gomito F flangiato**

*Joint female*  
Coude F



CONF: 10 PZ

| misura<br>size<br>mesure<br>Ø | €<br>giallo<br>brass<br>laiton | €<br>cromato<br>chrome<br>chromée |
|-------------------------------|--------------------------------|-----------------------------------|
| 1/2" x 1/2"                   |                                |                                   |



art. **466**

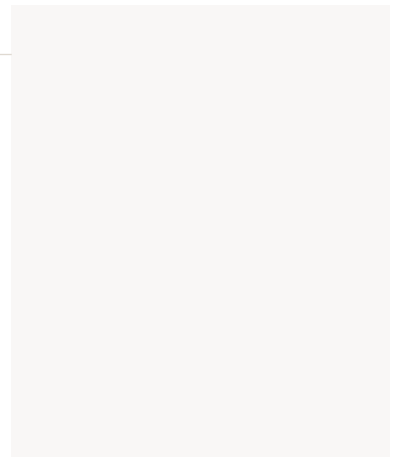
**Gomito M-F flangiato  
con dado conico**

*Joint male-female with conical cap*  
Coude MF avec ecrou conique



CONF: 10 PZ

| misura<br>size<br>mesure | €<br>cromato<br>chrome<br>chromée |
|--------------------------|-----------------------------------|
| F Ø                      |                                   |
| 1/2" x 10                |                                   |
| 1/2" x 12                |                                   |



art. **469**


**Raccordo 3 vie MFF**

*Unions 3-way male-female-female*  
Raccord 3-way MFF



CONF: 50 PZ

| misura<br>size<br>mesure<br>Ø | €<br>giallo<br>brass<br>laiton | €<br>cromato<br>chrome<br>chromée |
|-------------------------------|--------------------------------|-----------------------------------|
| 1/2"                          |                                |                                   |



**PS** art. **249**

**Raccordo MM 3/4 x 1/2 eccentrico retrogruppo cromato con rosone**

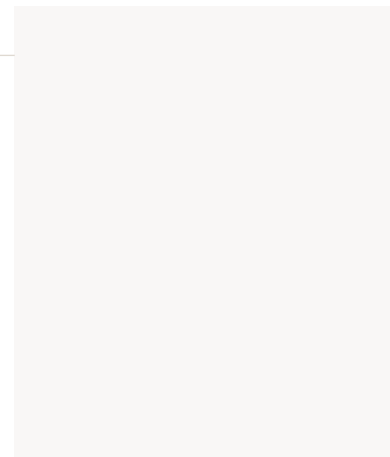
*Male-male 3/4 x 1/2 eccentric fitting rear group chrome plated with washer*

Raccord MM 3/4 x 1/2 excentrique avec rosace



CONF: 10 PZ

| misura<br>size<br>mesure<br>cm | €<br>cromato<br>chrome<br>chromée |
|--------------------------------|-----------------------------------|
| 4                              |                                   |
| 6                              |                                   |
| 8                              |                                   |
| 10                             |                                   |



**PS** art. **250**

**Raccordo MF eccentrico nichelato per radiatore**

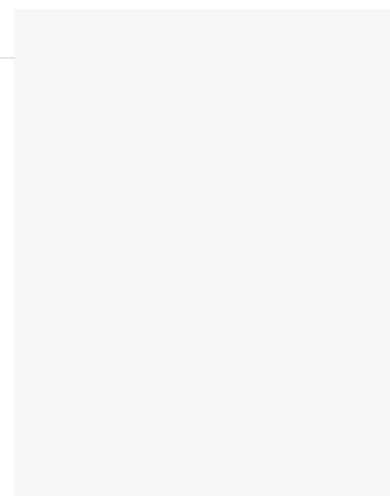
*Male-female eccentric fitting for radiator nickel plated*

Raccord MF excentrique nichelé



CONF: 10 PZ

| misura<br>size<br>mesure<br>Ø | €<br>nichelato<br>nickel-plated<br>nichelé |
|-------------------------------|--|
| 3/8" x 10                     |  |
| 3/8" x 20                     |  |
| 3/8" x 30                     |  |
| 3/8" x 40                     |  |
| 3/8" x 50                     |  |
| 3/8" x 60                     |  |
| 1/2" x 10                     |  |
| 1/2" x 20                     |  |
| 1/2" x 30                     |  |
| 1/2" x 40                     |  |
| 1/2" x 50                     |  |
| 1/2" x 60                     |  |



**PS** art. **467**

**Gomito per tubetto rame**

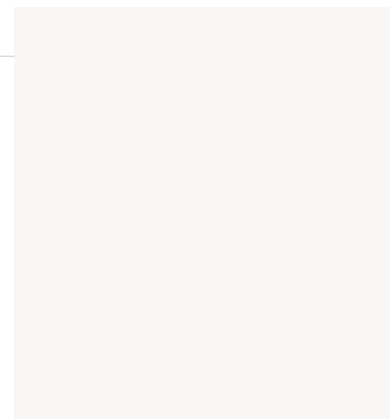
*Double elbow*

Coude pour tube en cuivre



CONF: 10 PZ

| misura<br>size<br>mesure<br>Ø | €<br>cromato<br>chrome<br>chromée |
|-------------------------------|-----------------------------------|
| 3/8" x 10                     |                                   |



**PS** art. **468**

**Raccordo di giunzione a TEE**

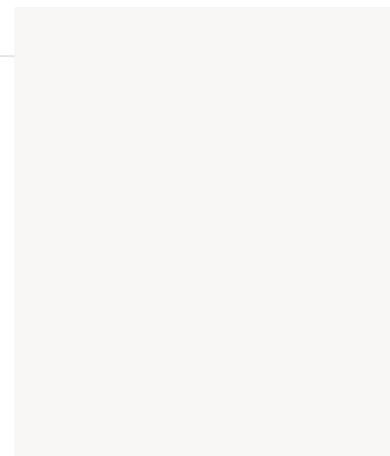
*Brass female tee*

Coude TE F laiton chromée



CONF: 10 PZ

| misura<br>size<br>mesure<br>Ø | €<br>cromato<br>chrome<br>chromée |
|-------------------------------|-----------------------------------|
| 3/8" x 10                     |                                   |





14

TAPPI

Cover / Cache-trou



SASSI

**PS** art. **510**

**Tappo copriforo in ottone**

Brass cover plate  
Cache-trou laiton



CONF: 50 PZ

| misura<br>size<br>mesure<br>Ø | €<br>cromato<br>chrome<br>chromée | €<br>bianco<br>white<br>blanc |
|-------------------------------|-----------------------------------|-------------------------------|
| 43                            |                                   |                               |
| 49                            |                                   |                               |

Colori a richiesta  
Colours on request  
Couleurs sur demande



**PS** art. **511**

**Tappo saltarello in ottone**

Brass cover plate  
Clapet de vidage laiton chromée



CONF: 40 PZ

| misura<br>size<br>mesure<br>Ø | Ø  | €<br>cromato<br>chrome<br>chromée |
|-------------------------------|----|-----------------------------------|
| 1"                            | 37 |                                   |
| 1"1/4                         | 40 |                                   |

**PS** art. **512**

**Tappo per colonna vasca**

Cover for bath  
Clapet de vidage laiton chromée



CONF: 50 PZ

| misura<br>size<br>mesure<br>Ø | Ø  | €<br>cromato<br>chrome<br>chromée |
|-------------------------------|----|-----------------------------------|
| 1"1/2                         | 43 |                                   |

**P**  
**S** art. **513**

**Tappo a fungo per lavabo e bidet in ABS**

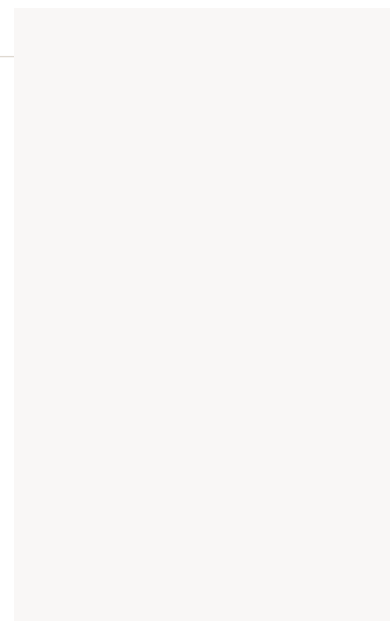
*ABS cover plate*

Clapet champignon Ø 65  
pour lavabo at bidet ABS chromée



**CONF: 1 PZ**

| misura<br>size<br>mesure<br>Ø | €<br>cromato<br>chrome<br>chromée |
|-------------------------------|-----------------------------------|
| 65                            |                                   |



**P**  
**S** art. **503**

**Tappo salterello in acciaio e plastica**

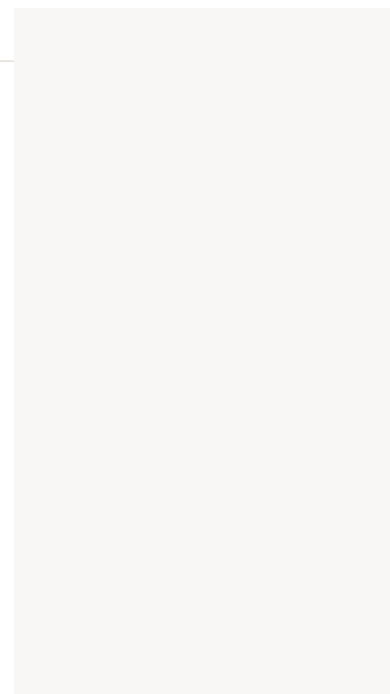
*Steel and plastic cover plate*

Clapet de viadage en acier et plastique



**CONF: 40 PZ**

| misura<br>size<br>mesure<br>Ø | €<br>cromato<br>chrome<br>chromée |
|-------------------------------|-----------------------------------|
| 1"                            |                                   |
| 1"1/4                         |                                   |



**P**  
**S** art. **504**

**Tappo salterello in ottone e plastica**

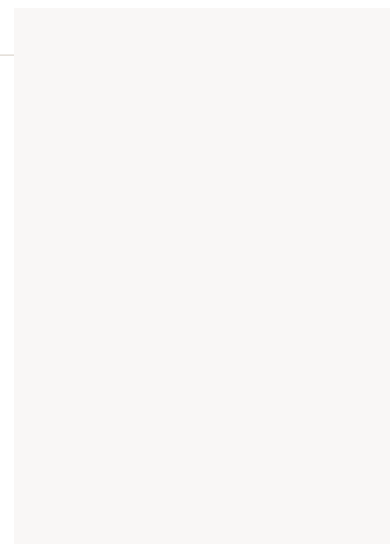
*Brass and plastic cover plate*

Clapet de viadage en laiton et plastique



**CONF: 40 PZ**

| misura<br>size<br>mesure<br>Ø | €<br>cromato<br>chrome<br>chromée |
|-------------------------------|-----------------------------------|
| 1"1/4                         |                                   |



**PS** art. **514**

**Tappo per piletta in gomma nera con catenella e anello**

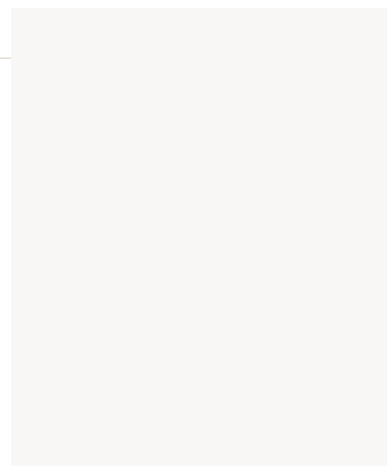
*Waste plug*

Bouchon de bonde avec chaînette en caotchoue noir



CONF: 50 PZ

| misura<br>size<br>mesure |            | € |
|--------------------------|------------|---|
| Ø                        | L (catena) |   |
| 31                       | 25         |   |
| 40                       | 45         |   |
| 44                       | 45         |   |
| 47                       | 45         |   |
| 52                       | 33         |   |



**PS** art. **310**

**Tappo in ottone giallo con rosetta inox e vite in ottone nichelata**


*Complete brass cover plate with screw nickel-plated*

Cache-trou laiton brut avec rosace inox et vis laiton nichelé



CONF: 25 PZ

| misura<br>size<br>mesure |  | € |
|--------------------------|--|---|
| Ø                        |  |   |
| 3/8"                     |  |   |
| 1/2"                     |  |   |



**PS** art. **345**

**Tappo maschio in ottone**


*Brass male plug*

Bouchon M laiton male



CONF: 25 PZ

| misura<br>size<br>mesure | €                         |                              |
|--------------------------|---------------------------|------------------------------|
|                          | giallo<br>brass<br>laiton | cromato<br>chrome<br>chromée |
| 3/8"                     |                           |                              |
| 1/2"                     |                           |                              |
| 3/4"                     |                           |                              |
| 1"                       |                           |                              |
| 1"1/4                    |                           |                              |
| 1"1/2                    |                           |                              |



**PS** art. **346**

**Tappo femmina in ottone**


*Brass hexagonal cap*

Bouchon F laiton femelle



CONF: 25 PZ

| misura<br>size<br>mesure | €                         |                              |
|--------------------------|---------------------------|------------------------------|
|                          | giallo<br>brass<br>laiton | cromato<br>chrome<br>chromée |
| 3/8"                     |                           |                              |
| 1/2"                     |                           |                              |
| 3/4"                     |                           |                              |
| 1"                       |                           |                              |
| 1"1/4                    |                           |                              |
| 1"1/2                    |                           |                              |







15

**GUARNIZIONI  
ERANELLE**

Ogive-Gaskets / Ogive-Joints



**SASSI**

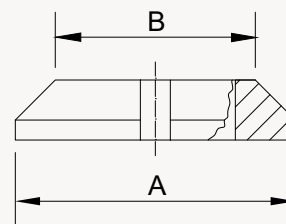
**PS** art. **311**

**Ranella spaccata in ottone**

*Cut brass ogive*

Rondelle fendue en laiton

| misura<br>size<br>mesure |      | €<br>ottone<br>brass<br>laiton |
|--------------------------|------|--------------------------------|
| A                        | B    |                                |
| 3/8"                     | 10,2 |                                |
| 1/2"                     | 14,2 |                                |



**PS** art. **312**

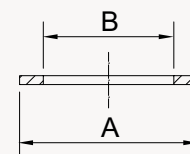
**Ranella in alluminio**

*Aluminium ogive*

Rondelle en aluminium

CONF: 100 PZ

| misura<br>size<br>mesure |       | € x 100 pz<br>alluminio<br>aluminium<br>aluminium |
|--------------------------|-------|---|
| A                        | B     |   |
| 3/8"                     | 10    |   |
| 1/2"                     | 12-14 |   |



**PS** art. **314**

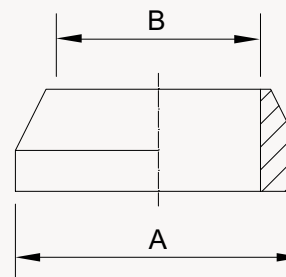
**Guarnizione conica in gomma**

*Rubber conical nut*

Coude FF laiton

CONF: 100 PZ

| misura<br>size<br>mesure |       | € x 100 pz<br>gomma<br>rubber<br>caoutchouc |
|--------------------------|-------|---|
| A                        | B     |   |
| 3/8"                     | 10    |   |
| 1/2"                     | 12-14 |   |



**PS** art. **343**

**Guarnizioni ecologiche esente  
amianto per sanitaria**

*Gaskets for bathroom finishings*

Joints ecologiques sans amiante  
pour sanitaire

CONF: 100 PZ

| misura<br>size<br>mesure<br>Ø | € |
|-------------------------------|---|
| 3/8"                          |   |
| 1/2"                          |   |
| 3/4" 24x18 norm.              |   |
| 3/4" 24x16 spec.              |   |
| 1" 30x24 norm.                |   |
| 1" 30x21 spec.                |   |
| 1"1/4                         |   |
| 1"1/2                         |   |
| 2"                            |   |



**PS** art. **350**

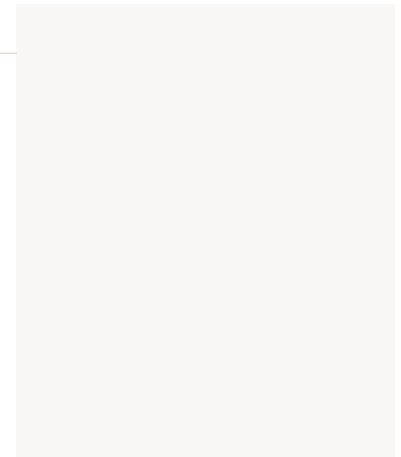
**Guarnizioni con filtro in acciaio inox piano 1/2"**

*Gaskets with stainless steel filter plan 1/2"*  
*Joints avec filtre en acier inoxydable plancher 1/2"*



CONF: 100 PZ

| misura<br>size<br>mesure<br>Ø | € |
|-------------------------------|---|
| 1/2"                          |   |



**PS** art. **351**

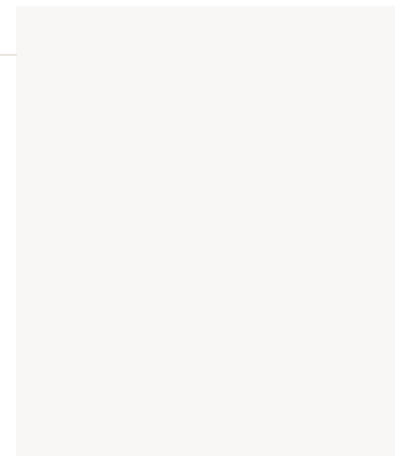
**Guarnizioni con filtro in acciaio inox bombato 1/2"**

*Gaskets with stainless steel filter domed 1/2"*  
*Joints avec filtre en acier inoxydable bombé 1/2"*



CONF: 100 PZ

| misura<br>size<br>mesure<br>Ø | € |
|-------------------------------|---|
| 1/2"                          |   |



**PS** art. **353**

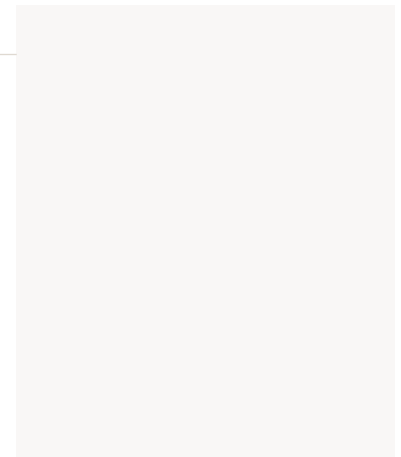
**Ricambio OR per tappi art. 504, 511 e 512**

*OR spare part for plugs item 504, 511 and 512*  
*Pièce détachée OR pour bouchons art. 504, 511 et 512*



CONF: 100 PZ

| misura<br>size<br>mesure<br>Ø | € |
|-------------------------------|---|
| 28x3 - 1"                     |   |
| 32x3 - 1"1/4                  |   |
| 36x3 - 1"1/2                  |   |



**PS** art. **354**

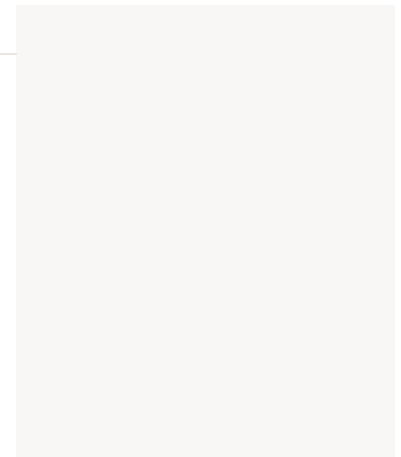
**Guarnizione in gomma**

*Rubber nut*  
*Joint en caoutchouc*



CONF: 100 PZ

| misura<br>size<br>mesure<br>Ø | € |
|-------------------------------|---|
| 1/2"                          |   |



**PS** art. **344**

**Kit guarnizioni piane**

*Kit gaskets*

*Kit de joints*



**\* Esenti amianto ecologiche per sanitaria**

*Free from asbestos environment-friendly for sanitary use*

*Exempts amiante écologiques pour sanitaire*

**\*\*Fibra supersinterite per sanitaria**

*Supersinterite fibre for sanitary use - Fibre supersinterite pour sanitaire*

1 CONF. DA 550 PZ.

| misura<br>size<br>mesure<br>Ø - PZ | € |
|------------------------------------|---|
|------------------------------------|---|

| pezzi<br>pieces<br>pièces | misura<br>size<br>mesure<br>Ø |
|---------------------------|-------------------------------|
|---------------------------|-------------------------------|

|       |              |
|-------|--------------|
| * 100 | 3/8"         |
| * 80  | 1/2"         |
| * 40  | 3/4" normale |
| * 40  | 1" normale   |
| * 20  | 1"1/4        |
| * 5   | 1"1/2        |

| pezzi<br>pieces<br>pièces | misura<br>size<br>mesure<br>Ø |
|---------------------------|-------------------------------|
|---------------------------|-------------------------------|

|        |              |
|--------|--------------|
| ** 100 | 3/8"x2       |
| ** 80  | 1/2"x2       |
| ** 20  | 3/4" normale |
| ** 40  | 1"x2 normale |
| ** 20  | 1"1/4x2      |
| ** 5   | 1"1/2x2      |

**PS** art. **347**

**Kit guarnizioni O-Ring**

*O-Ring kit*

*O-Ring kit*



1 CONF. DA 237 PZ.

| misura<br>size<br>mesure<br>Ø - PZ | € |
|------------------------------------|---|
|------------------------------------|---|

| pezzi<br>pieces<br>pièces | misura<br>size<br>mesure<br>Ø |
|---------------------------|-------------------------------|
|---------------------------|-------------------------------|

|    |            |
|----|------------|
| 50 | 8,90x1,90  |
| 30 | 8,90x2,70  |
| 20 | 10,50x2,70 |
| 20 | 12,10x2,70 |
| 20 | 13,60x2,70 |
| 12 | 15,10x2,70 |
| 50 | 17,17x1,75 |
| 10 | 18x3       |
| 25 | 25x3       |



# 16

## CANNE

### PER LAVELLO

Spout for sink / Bec pour évier



**SASSI**

**PS** art. **501**

**Canna per lavello "Universale" a S, att. 3/4"**

*Universal S spout for sink 3/4"*

Bec pour évier "universel" en S 3/4"



CONF: 10 PZ

| misura<br>size<br>mesure |     | L | €<br>cromato<br>chrome<br>chromée |
|--------------------------|-----|---|-----------------------------------|
| Ø                        |     |   |                                   |
| 18                       | 160 |   |                                   |
| 18                       | 200 |   |                                   |
| 18                       | 250 |   |                                   |
| 18                       | 300 |   |                                   |
| 18                       | 350 |   |                                   |
| 18                       | 400 |   |                                   |



**PS** art. **502**

**Canna per lavello "Universale" a U, att. 3/4"**

*Universal U spout for sink*

Bec pour évier "universel" en U



CONF: 10 PZ

| misura<br>size<br>mesure |     | L | €<br>cromato<br>chrome<br>chromée |
|--------------------------|-----|---|-----------------------------------|
| Ø                        |     |   |                                   |
| 18                       | 160 |   |                                   |
| 18                       | 200 |   |                                   |
| 18                       | 250 |   |                                   |
| 18                       | 300 |   |                                   |



**PS** art. **505**

**Canna per monoforo "Universale" a Jota, att. 3/4"**

*Universal Jota spout for single hole*

Bec de monotrou col de cigne



CONF: 10 PZ

| misura<br>size<br>mesure |     | L | €<br>cromato<br>chrome<br>chromée |
|--------------------------|-----|---|-----------------------------------|
| Ø                        |     |   |                                   |
| 18                       | 150 |   |                                   |
| 18                       | 200 |   |                                   |



**PS** art. **500**

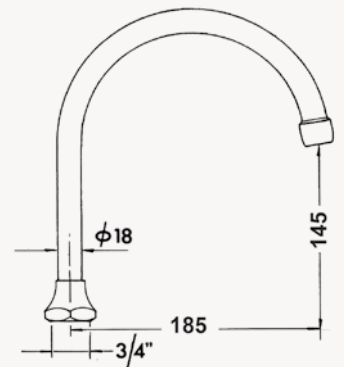
**Canna a ponte con rompigitto in ottone, att. 3/4" e ghiera esagonale**

*Single sink with jet-breaker and hexagonal cap*

Bec "pont" avec brise-jet laiton et écrou 3/4" exagonal

CONF: 10 PZ

| misura<br>size<br>mesure |  | L   | €<br>cromato<br>chrome<br>chromée |
|--------------------------|--|-----|-----------------------------------|
| Ø                        |  |     |                                   |
| 18                       |  | 185 |                                   |



**PS** art. **506**

**Canna per lavello "Universale" a S con rompigitto in ottone, att. 3/4" e ghiera esagonale**

*Universal S spout for sink with jet-breaker brass and hexagonal cap*

Bec pour évier "universel" en S avec brise-jet laiton et écrou 3/4" exagonal

CONF: 10 PZ

| misura<br>size<br>mesure |  | L   | €<br>cromato<br>chrome<br>chromée |
|--------------------------|--|-----|-----------------------------------|
| Ø                        |  |     |                                   |
| 18                       |  | 160 |                                   |
| 18                       |  | 200 |                                   |
| 18                       |  | 250 |                                   |
| 18                       |  | 300 |                                   |
| 18                       |  | 350 |                                   |
| 18                       |  | 400 |                                   |



**PS** art. **507**

**Canna per lavello "Universale"  
a U con rompigitto in ottone, att. 3/4"  
e ghiera esagonale**

*Universal U spout for sink with jet-breaker  
brass and hexagonal cap*

Bec pour évier "universel" en U  
avec brise-jet laiton et écrou 3/4" exagonal

CONF: 10 PZ

| misura<br>size<br>mesure |     | €<br>cromato<br>chrome<br>chromée |
|--------------------------|-----|-----------------------------------|
| Ø                        | L   |                                   |
| 18                       | 160 |                                   |
| 18                       | 200 |                                   |
| 18                       | 250 |                                   |
| 18                       | 300 |                                   |



**PS** art. **508**

**Canna per lavello "Universale"  
a Jota con rompigitto in ottone,  
att. 3/4" e ghiera esagonale**

*Universal J spout for sink with jet-breaker  
brass and hexagonal cap*

Bec pour évier "universel" en J  
(col del cigno) avec brise-jet laiton  
et écrou 3/4" exagonal

CONF: 10 PZ

| misura<br>size<br>mesure |     | €<br>ottone<br>brass<br>laiton |
|--------------------------|-----|--------------------------------|
| Ø                        | L   |                                |
| 18                       | 150 |                                |
| 18                       | 200 |                                |





**PS** art. **530**

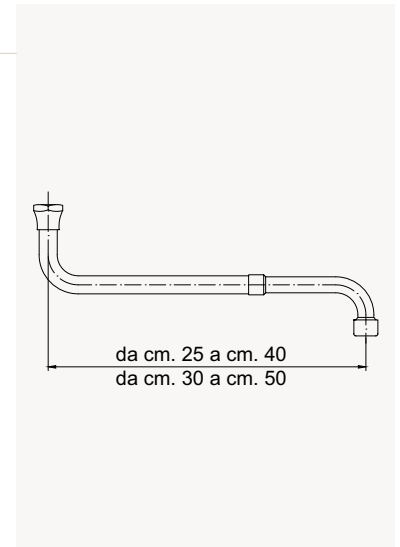
**Canna a S telescopica regolabile per lavello, att. 3/4" con ghiera esagonale**

*Telescopic, adjustable tube S for sink, hexagonal cap 3/4"*

Canule a S, telescopique, réglables pour évier, écrou 3/4" exagonal

CONF: 10 PZ

| misura<br>size<br>mesure |       | L | €<br>cromato<br>chrome<br>chromée |
|--------------------------|-------|---|-----------------------------------|
| Ø                        |       |   |                                   |
| 18                       | 25-40 |   |                                   |
| 18                       | 30-50 |   |                                   |



**PS** art. **531**

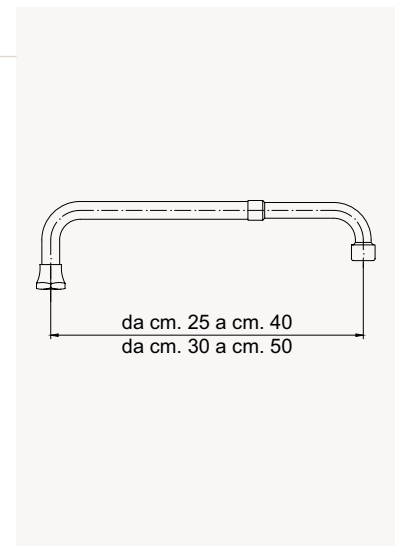
**Canna a U telescopica regolabile per lavello, att. 3/4" con ghiera esagonale**

*Telescopic, adjustable tube U for sink, hexagonal cap 3/4"*

Canule a U, telescopique, réglables pour évier, écrou 3/4" exagonal

CONF: 10 PZ

| misura<br>size<br>mesure |       | L | €<br>cromato<br>chrome<br>chromée |
|--------------------------|-------|---|-----------------------------------|
| Ø                        |       |   |                                   |
| 18                       | 25-40 |   |                                   |
| 18                       | 30-50 |   |                                   |



**PS** art. **532**

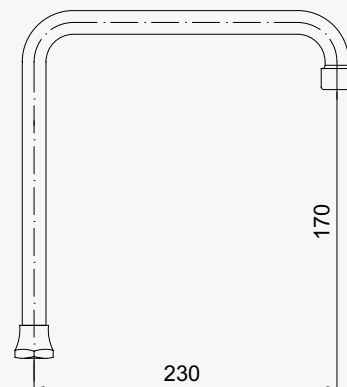
**Canna universale a ponte fissa,  
att. 3/4" con ghiera esagonale**

*Universal tube to fixed bridge  
with hexagonal cap 3/4"*

*Canule universelle à pont fixe  
avec écrou 3/4" exagonal*

CONF: 10 PZ

| misura<br>size<br>mesure |  | L   | €<br>cromato<br>chrome<br>chromée |
|--------------------------|--|-----|-----------------------------------|
| Ø                        |  |     |                                   |
| 18                       |  | 230 |                                   |



**PS** art. **533**

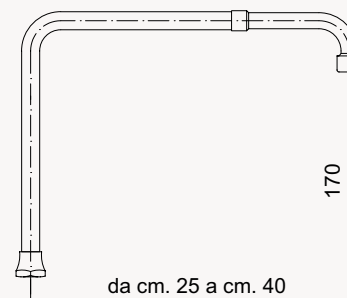
**Canna universale a ponte regolabile,  
att. 3/4" con ghiera esagonale**

*Universal tube to adjustable bridge  
with hexagonal cap 3/4"*

*Canule universelle à pont réglable  
avec écrou 3/4" exagonal*

CONF: 10 PZ

| misura<br>size<br>mesure |  | L     | €<br>cromato<br>chrome<br>chromée |
|--------------------------|--|-------|-----------------------------------|
| Ø                        |  |       |                                   |
| 18                       |  | 25-40 |                                   |



**PS** art. **536**

**Canna universale a ponte fissa, att. 3/4" con ghiera esagonale**

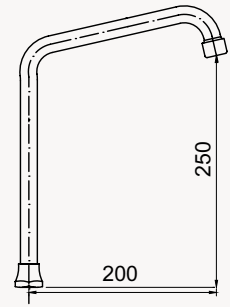
*Universal tube to fixed bridge with hexagonal cap 3/4"*

*Canule universelle à pont fixe avec écrou 3/4" exagonal*



CONF: 10 PZ

| misura<br>size<br>mesure |     | €<br>cromato<br>chrome<br>chromée |
|--------------------------|-----|-----------------------------------|
| Ø                        | L   |                                   |
| 18                       | 200 |                                   |



**PS** art. **537**

**Canna universale a ponte fissa, att. 3/4" con doppio getto in ottone e ghiera esagonale**

*Universal tube to fixed bridge, with brass double jet and hexagonal cap 3/4"*

*Canule universelle à pont fixe avec double jet en laiton et écrou 3/4" exagonal*



CONF: 10 PZ

| misura<br>size<br>mesure |     | €<br>cromato<br>chrome<br>chromée |
|--------------------------|-----|-----------------------------------|
| Ø                        | L   |                                   |
| 18                       | 200 |                                   |



**PS** art. **540**

**Canna per lavello "Universale",  
att. 3/4" a "ponte" con doppio getto,  
in ottone e ghiera esagonale**

*Universal U spout for sink, with hexagonal cap*  
Bec pour évier "universel" en U avec écrou  
exagonal

**CONF: 10 PZ**

| misura<br>size<br>mesure |  | L   | €<br>cromato<br>chrome<br>chromée |
|--------------------------|--|-----|-----------------------------------|
| Ø                        |  |     |                                   |
| 18                       |  | 185 |                                   |



**PS** art. **545**

**Canna per lavello "Universale",  
att. 3/4" a "Jota" con doppio getto,  
in ottone**

*Universal J spout for sink 3/4"*  
Bec pour évier "universel" en J 3/4"

**CONF: 10 PZ**

| misura<br>size<br>mesure |  | L   | €<br>cromato<br>chrome<br>chromée |
|--------------------------|--|-----|-----------------------------------|
| Ø                        |  |     |                                   |
| 18                       |  | 150 |                                   |
| 18                       |  | 200 |                                   |





art. **541**

**Canna per lavello "Universale" a S con doppio getto, att. 3/4" in ottone**

*Universal S spout for sink 3/4"*

Bec pour évier "universel" en S 3/4"



CONF: 10 PZ

| misura<br>size<br>mesure |  | L   | €<br>cromato<br>chrome<br>chromée |
|--------------------------|--|-----|-----------------------------------|
| Ø                        |  |     |                                   |
| 18                       |  | 160 |                                   |
| 18                       |  | 200 |                                   |
| 18                       |  | 250 |                                   |
| 18                       |  | 300 |                                   |



art. **542**

**Canna per lavello "Universale" a U con doppio getto, att. 3/4" in ottone**

*Universal U spout for sink*

Bec pour évier "universel" en U



CONF: 10 PZ

| misura<br>size<br>mesure |  | L   | €<br>cromato<br>chrome<br>chromée |
|--------------------------|--|-----|-----------------------------------|
| Ø                        |  |     |                                   |
| 18                       |  | 160 |                                   |
| 18                       |  | 200 |                                   |
| 18                       |  | 250 |                                   |
| 18                       |  | 300 |                                   |



art. **546**

**Canna per lavello "Universale" a S con doppio getto, att. 3/4" in ottone e ghiera esagonale**

*Universal S spout for sink, with hexagonal cap*

Bec pour évier "universel" en S avec écrou exagonal



CONF: 10 PZ

| misura<br>size<br>mesure |  | L   | €<br>cromato<br>chrome<br>chromée |
|--------------------------|--|-----|-----------------------------------|
| Ø                        |  |     |                                   |
| 18                       |  | 160 |                                   |
| 18                       |  | 200 |                                   |
| 18                       |  | 250 |                                   |
| 18                       |  | 300 |                                   |



**PS** art. **547**

**Canna per lavello universale  
a "U" con doppio getto,  
att. 3/4" in ottone e ghiera esagonale**

*Universal U spout for sink, with brass  
double jet and hexagonal cap 3/4"*

Bec pour évier "universel" en U avec double  
jet en laiton et écrou 3/4" exagonal

CONF: 10 PZ

| misura<br>size<br>mesure |     | €<br>cromato<br>chrome<br>chromée |
|--------------------------|-----|-----------------------------------|
| Ø                        | L   |                                   |
| 18                       | 160 |                                   |
| 18                       | 200 |                                   |
| 18                       | 250 |                                   |
| 18                       | 300 |                                   |



**PS** art. **548**

**Canna per lavello "Universale"  
a Jota, att. 3/4" con doppio getto  
in ottone e ghiera esagonale**

*Universal J spout for sink with brass  
double jet and hexagonal cap 3/4"*

Bec pour évier "universel" en J  
(col del cigne) avec double jet  
en laiton et écrou 3/4" exagonal

CONF: 10 PZ

| misura<br>size<br>mesure |     | €<br>cromato<br>chrome<br>chromée |
|--------------------------|-----|-----------------------------------|
| Ø                        | L   |                                   |
| 18                       | 150 |                                   |
| 18                       | 200 |                                   |





# 17

## ROMPIGETTI AERATORI

Jet breaker aerators / Brise-jet aérateur



**SASSI**

**PS** art. **516**

**Rompigetto in ottone cromato 22F**

*Female jet-breaker 22F*

Brise-jet laiton chromée 22F



| misura<br>size<br>mesure | € (1 pz)<br>cromato<br>chrome<br>chromée |
|--------------------------|--|
|--------------------------|--|

Conf. 50 PZ  
Conf. 500 PZ

**Le confezioni da 50 pezzi sono in buste da 2 pezzi**  
*The pieces are in boxes of 50 packs of 2 pieces*  
*Les pièces sont en boîtes de 50 sachets de 2 pièces*

**PS** art. **517**

**Rompigetto in ottone cromato 24M**

*Male jet-breaker 24M*

Brise-jet laiton chromée 24M



| misura<br>size<br>mesure | € (1 pz)<br>cromato<br>chrome<br>chromée |
|--------------------------|--|
|--------------------------|--|

Conf. 50 PZ  
Conf. 500 PZ

**Le confezioni da 50 pezzi sono in buste da 2 pezzi**  
*The pieces are in boxes of 50 packs of 2 pieces*  
*Les pièces sont en boîtes de 50 sachets de 2 pièces*

**PS** art. **518**

**Aeratore in ottone cromato 22F**

*Female aerator 22F*

Aérateur laiton chromée 22F



| misura<br>size<br>mesure | € (1 pz)<br>cromato<br>chrome<br>chromée |
|--------------------------|--|
|--------------------------|--|

Conf. 50 PZ  
Conf. 500 PZ

**Le confezioni da 50 pezzi sono in buste da 2 pezzi**  
*The pieces are in boxes of 50 packs of 2 pieces*  
*Les pièces sont en boîtes de 50 sachets de 2 pièces*

**PS** art. **519**

**Aeratore in ottone cromato 24M**

*Male jet-breaker 24M*

Aérateur laiton chromée 24M



| misura<br>size<br>mesure | € (1 pz)<br>cromato<br>chrome<br>chromée |
|--------------------------|--|
|--------------------------|--|

Conf. 50 PZ  
Conf. 500 PZ

**Le confezioni da 50 pezzi sono in buste da 2 pezzi**  
*The pieces are in boxes of 50 packs of 2 pieces*  
*Les pièces sont en boîtes de 50 sachets de 2 pièces*



**PS** art. **520**

**Aeratore in ottone cromato 28M**

*Male jet-breaker 28M*

Aérateur laiton chromée 28M

| misura<br>size<br>mesure | € (1 pz)<br>cromato<br>chrome<br>chromée |
|--------------------------|--|
|--------------------------|--|

|              |  |
|--------------|--|
| Conf. 40 PZ  |  |
| Conf. 320 PZ |  |



**Le confezioni da 40 pezzi sono in buste da 2 pezzi**

*The pieces are in boxes of 40 packs of 2 pieces*

*Les pièces sont en boîtes de 40 sachets de 2 pièces*

**PS** art. **521**

**Snodo a incasso per art: 517 - 519**

*Swivel for items 517 - 519*

Rotule pour art. 517 - 519

| misura<br>size<br>mesure | € (1 pz)<br>cromato<br>chrome<br>chromée |
|--------------------------|--|
|--------------------------|--|

|              |  |
|--------------|--|
| Conf. 40 PZ  |  |
| Conf. 270 PZ |  |



**Le confezioni da 40 pezzi sono in buste da 2 pezzi**

*The pieces are in boxes of 40 packs of 2 pieces*

*Les pièces sont en boîtes de 40 sachets de 2 pièces*

**PS** art. **528**

**Aeratore in ottone cromato anticalcare economizzatore 24M**

*Male jet-breaker 24M*

Aérateur laiton chromée 24M

| misura<br>size<br>mesure | € (1 pz)<br>cromato<br>chrome<br>chromée |
|--------------------------|--|
|--------------------------|--|

|              |  |
|--------------|--|
| Conf. 50 PZ  |  |
| Conf. 500 PZ |  |



**Le confezioni da 50 pezzi sono in buste da 2 pezzi**

*The pieces are in boxes of 50 packs of 2 pieces*

*Les pièces sont en boîtes de 50 sachets de 2 pièces*

**PS** art. **529**

**Aeratore in ottone cromato anticalcare economizzatore 22F**

*Male jet-breaker 22F*

Aérateur laiton chromée 22F

| misura<br>size<br>mesure | € (1 pz)<br>cromato<br>chrome<br>chromée |
|--------------------------|--|
|--------------------------|--|

|              |  |
|--------------|--|
| Conf. 50 PZ  |  |
| Conf. 500 PZ |  |



**Le confezioni da 50 pezzi sono in buste da 2 pezzi**

*The pieces are in boxes of 50 packs of 2 pieces*

*Les pièces sont en boîtes de 50 sachets de 2 pièces*

art. **515**

**Raccordo porta limitatore in ottone pesante (Ø27) 1/2"x1/2"F con O-Ring**  
**Disponibile 6-8-10-12 lit/min.**

*Reducer holder joint in heavy brass (Ø27) 1/2"x1/2"F with O-Ring. Available 6-8-10-12 l/min.*  
*Raccordement porte limiteur en laiton lourd (Ø27) 1/2"x1/2"F avec O-Ring. Disponible 6-8-10-12 lit/min.*



CONF: 10 PZ

| misura<br>size<br>mesure<br>lit/min. | €<br>cromato<br>chrome<br>chromée |
|--------------------------------------|-----------------------------------|
| 6                                    |                                   |
| 8                                    |                                   |
| 10                                   |                                   |
| 12                                   |                                   |

art. **522**

**Ricambio per aeratore 22F - 24M**

*Spare part for 22F - 24M*  
*Rechange 22F - 24M*



| misura<br>size<br>mesure | € (1 pz)<br>cromato<br>chrome<br>chromée |
|--------------------------|--|
| Conf. 100 PZ             |  |
| Conf. 300 PZ             |  |

art. **523**

**Rompigetto ABS cromato 22x1F**

*ABS jet-breaker 22x1F*  
*Brise-jet ABS chromée 22x1F*



| misura<br>size<br>mesure | € (1 pz)<br>cromato<br>chrome<br>chromée |
|--------------------------|--|
| Conf. 100 PZ             |  |

art. **534**

**Snodo a incasso 24x1M con aeratore**

*Built-in joint 24x1M with aerator*  
*Joint à encastrement 24x1M avec aérateur*



| misura<br>size<br>mesure | € (1 pz)<br>cromato<br>chrome<br>chromée |
|--------------------------|--|
| Conf. 7 PZ               |  |

**PS** art. **535**

**Snodo liscio 22x1F con aeratore**

*Flat joint 22x1F with aerator*

Joint lisse 22x1F avec aérateur

**misura**  
size  
mesure

**€ (1 pz)**  
**cromato**  
chrome  
chromée

Conf. 7 PZ



**PS** art. **498**

**Cannuccia Airflex con aeratore doppiogetto. 22x1F - 24x1M**

*Airflex tube with double-jet aerator.*

Tube Airflex avec aérateur double jet.

**CONF: 10 PZ**

**misura**  
size  
mesure

**€**  
**cromato**  
chrome  
chromée

22x1F  
24x1M



**PS** art. **499**

**Cannuccia in ottone doppia aggraffatura con aeratore doppiogetto. 22x1F - 24x1M**

*Brass double seam tube with double-jet aerator.*

Tube en laiton double sertissage avec aérateur double jet.

**CONF: 10 PZ**

**misura**  
size  
mesure

**€**  
**cromato**  
chrome  
chromée

22x1F  
24x1M



art. **525**

**Doppiogetto con snodo in ABS,  
adattatore per 24x1 maschio  
e 22x1 femmina**

*Double-Jet with articulated  
joint ABS, 24x1 male, 22x1 female*  
*Double-Jet avec rotule ABS,  
24x1 male, 22x1 femelle*

**CONF: 10 PZ**

|                                 |   |
|---------------------------------|---|
| <b>misura</b><br>size<br>mesure | <b>€</b><br><b>bianco</b><br>white<br>blanche |
|                                 |   |

art. **526**

**Doppiogetto con snodo,  
in ottone, 22x1 femmina**

*Double-Jet with articulated  
joint brass, 22x1 female*  
*Double-Jet avec rotule  
en laiton, 22x1 femelle*

**CONF: 10 PZ**

|                                 |   |
|---------------------------------|---|
| <b>misura</b><br>size<br>mesure | <b>€</b><br><b>cromato</b><br>chrome<br>chromée |
|                                 |   |

art. **527**

**Doppiogetto con snodo,  
in ottone, 24x1 maschio**

*Double-Jet with articulated  
joint brass, 24x1 male*  
*Double-Jet avec rotule  
en laiton, 24x1 male*

**CONF: 10 PZ**

|                                 |   |
|---------------------------------|---|
| <b>misura</b><br>size<br>mesure | <b>€</b><br><b>cromato</b><br>chrome<br>chromée |
|                                 |   |



18

**ACCESSORI**

Accessories / Accessories



**SASSI**

art. **243-243/S****243 - Codolo a quattro fori  
per passo rapido***Tailpiece with hole**Douille à quatre trous,**brut pour passage rapide*

CONF.: 100 PZ

| misura<br>size<br>mesure<br>Ø | €<br>giallo<br>brass<br>laiton |
|-------------------------------|--------------------------------|
| <b>243</b>                    |                                |
| 25                            |                                |
| 30                            |                                |
| <b>243/S</b>                  |                                |
| 25                            |                                |
| 30                            |                                |

**243/S - Versione senza fori***Version without hole**Version sans trou*art. **244****Imbutino conico  
per passo rapido***Conical funnel**Embout conique brut**pour passage rapide*

CONF.: 10 PZ

| misura<br>size<br>mesure<br>Ø | €<br>giallo<br>brass<br>laiton |
|-------------------------------|--------------------------------|
| 3/4"                          |                                |
| 1"                            |                                |

art. **300****Porta gomma  
in ottone cromato***Female butane hose union**Raccord au nez laiton chromée*

CONF.: 10 PZ

| misura<br>size<br>mesure<br>Ø | €<br>cromato<br>chrome<br>chromée |
|-------------------------------|-----------------------------------|
| 1/2"-3/4"                     |                                   |
| 3/4"-1"                       |                                   |
| 1"-1"1/4                      |                                   |

art. **417/418**
**Cestello per piletta  
sifoide, alto e basso**

*Basket for large trap + shaped drain*  
Grille-cloche pour bonde siphonide

CONF.: 25 PZ

| Art.       | H  | €<br>cromato<br>chrome<br>chromée |
|------------|----|-----------------------------------|
| <b>417</b> | 41 |                                   |
| <b>418</b> | 36 |                                   |


**Art. 418 Cestello per piletta  
vasca, basso**

*Basket for bath tub drain*  
Grille-cloche pour bonde  
de baignoire

art. **279**
**Filtro di ricambio  
per art. 226-227**

*Inox steel exchange fitter  
for items 226-227*  
Grille de rechange  
pour art. 226-227

| misura<br>size<br>mesure<br>Ø | €<br>inox<br>inox |
|-------------------------------|-------------------|
| 71                            |                   |



**PS** art. **245**

### Sfera galleggiante in rame

*Copper sphere*

*Boule cuivre*



CONF.: 1 PZ

| misura<br>size<br>mesure<br>Ø | €<br>rame<br>copper<br>cuivre |
|-------------------------------|-------------------------------|
| 85*                           |                               |
| 90*                           |                               |
| 100*                          |                               |
| 120**                         |                               |
| 150**                         |                               |
| 180**                         |                               |
| 200**                         |                               |
| 220**                         |                               |

\* **Con nottolino 1/4W**

*With nottolino 1/4W*

*Avec nottolino 1/4W*

\*\* **Senza nottolino 1/4W**

*Without nottolino 1/4W*

*Sans nottolino 1/4W*

**PS** art. **437**

### Morsetto WC bianco

*Rubber clamp for WC*

*Manchette WC*



CONF.: 10 PZ

| misura<br>size<br>mesure<br>Ø | L | €<br>cromato<br>chrome<br>chromée |
|-------------------------------|---|-----------------------------------|
| 50 x 30                       |   |                                   |
| 55 x 30                       |   |                                   |
| 60 x 30                       |   |                                   |

**PS** art. **437/L**

### Morsetto WC bianco, versione leggera

*Rubber clamp for WC, light version*

*Manchette WC, version allégée*



CONF.: 10 PZ

| misura<br>size<br>mesure<br>Ø | L | €<br>cromato<br>chrome<br>chromée |
|-------------------------------|---|-----------------------------------|
| 50 x 30                       |   |                                   |
| 60 x 30                       |   |                                   |



**PS** art. **446**

### Griglia a cestello inox Ø70

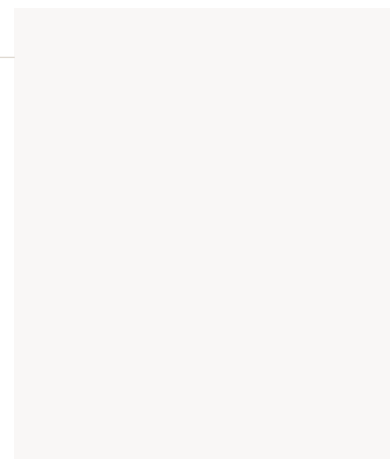
Ø70 stainless grill basket

Panier à griller inox Ø70



CONF: 10 PZ

| misura<br>size<br>mesure<br>Ø | €<br>inox<br>inox |
|-------------------------------|-------------------|
| 70                            |                   |



**PS** art. **447**

### Griglia a cestello con pomolo inox Ø80

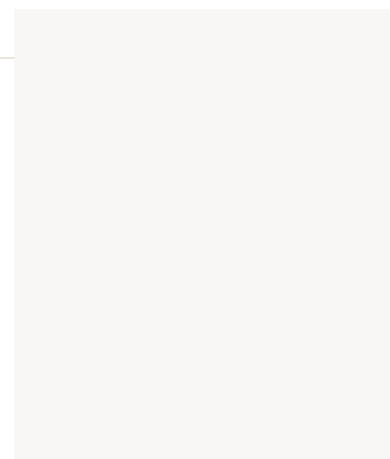
Ø80 stainless grill basket with knob

Panier à griller inox Ø80 avec bouton



CONF: 10 PZ

| misura<br>size<br>mesure<br>Ø | €<br>inox<br>inox |
|-------------------------------|-------------------|
| 80                            |                   |



**PS** art. **448**

### Griglia a cestello con molla inox Ø59

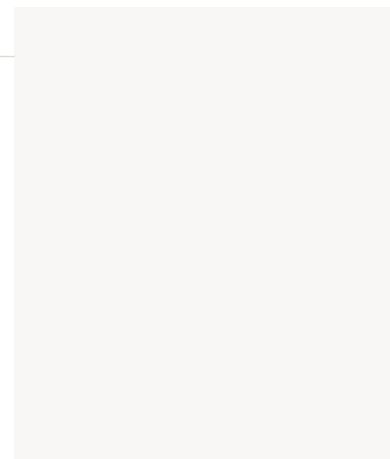
Ø59 stainless grill basket

Panier à griller inox Ø59



CONF: 10 PZ

| misura<br>size<br>mesure<br>Ø | €<br>inox<br>inox |
|-------------------------------|-------------------|
| 59                            |                   |



**PS** art. **642**

### Porta salvietta Ø18. Cromata

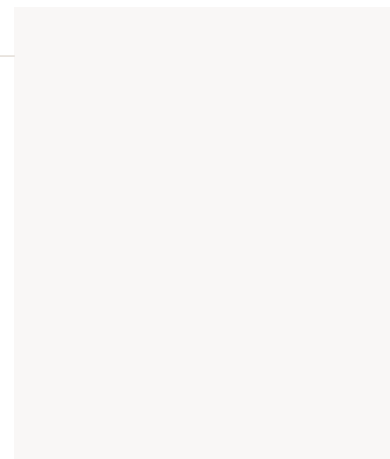
Towel-rail Ø18. Chrome

Porte-serviettes Ø18. Chromée



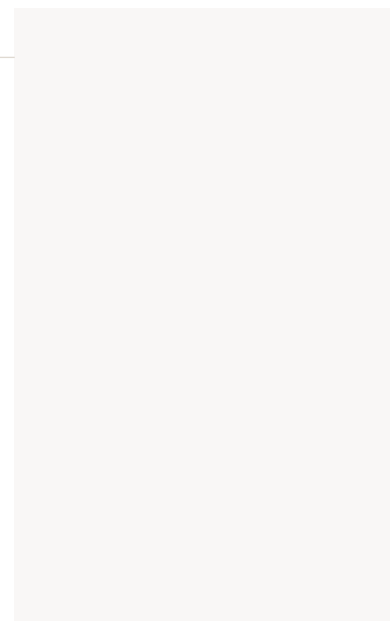
CONF: 1 PZ

| misura<br>size<br>mesure<br>cm | €<br>cromato<br>chrome<br>chromée |
|--------------------------------|-----------------------------------|
| 450                            |                                   |
| 600                            |                                   |
| 700                            |                                   |

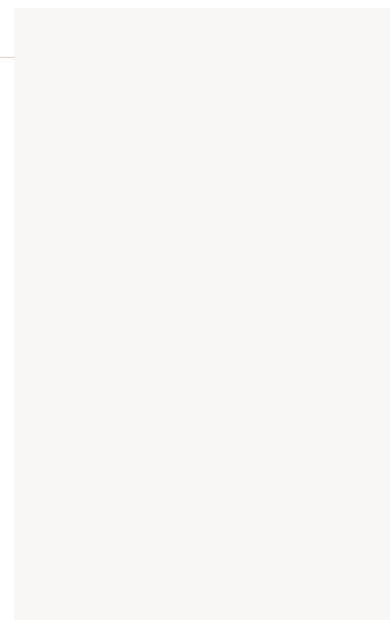


art. **432**
**Cerniera in ottone cromato per WC Ø20  
Slow close con attacco confezionato**
*Brass hinge WC Ø20. Slow close connection  
with packaged*
*Laiton charnière WC Ø20. Lente liaison étroite  
avec emballés*
**CONF: 2 PZ**

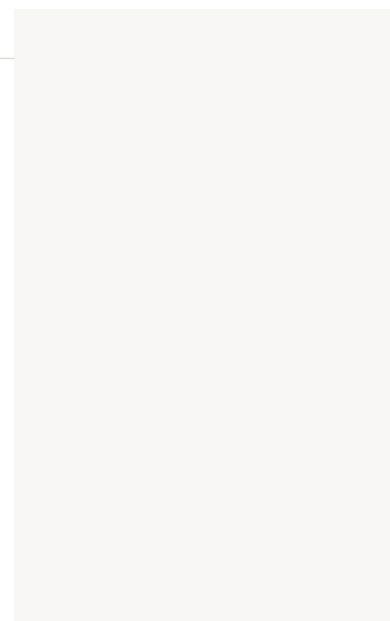
| misura<br>size<br>mesure<br>Ø | €<br>cromato<br>chrome<br>chromée |
|-------------------------------|-----------------------------------|
| 20                            |                                   |

art. **433**
**Cerniera in ottone cromato conca  
con attacco montato**
*Chrome-plated hollow hinge with fitting installed*
*Charnière en laiton chromé creuse  
avec connexion montée*
**CONF: 2 PZ**

| misura<br>size<br>mesure | €<br>cromato<br>chrome<br>chromée |
|--------------------------|-----------------------------------|
|                          |                                   |

art. **434**
**Cerniera in ottone cromato fissa  
con attacco confezionato**
*Chrome-plated fixed hinge with packaged fitting*
*Charnière en laiton chromé fixe  
avec connexion emballée*
**CONF: 2 PZ**

| misura<br>size<br>mesure | €<br>cromato<br>chrome<br>chromée |
|--------------------------|-----------------------------------|
|                          |                                   |



**PS** art. **435**

**Cerniera in ottone cromato universale con vite in testa, con attacco confezionato**

*Universal chrome-plated hinge with head screw, with packaged fitting*

Charnière en laiton chromé universelle avec vis en tête, avec connexion emballée



CONF.: 2 PZ

| misura<br>size<br>mesure | €<br>cromato<br>chrome<br>chromée |
|--------------------------|-----------------------------------|
|                          |                                   |

**PS** art. **436**

**Cerniera in ottone cromato fissa con attacco montato**

*Chrome-plated fixed hinge with installed connection*

Charnière en laiton chromé fixe avec connexion installée



CONF.: 2 PZ

| misura<br>size<br>mesure | €<br>cromato<br>chrome<br>chromée |
|--------------------------|-----------------------------------|
|                          |                                   |

**PS** art. **443**

**Sturatore in gomma NR nera completo di manico in legno Ø120 e 150 mm**

*Black gummed plunger NR with wooden handle Ø120-150 mm*

Débouche-évier en caoutchout NR noir avec poignée en bois Ø120-150 mm



CONF.: 1 PZ

| misura<br>size<br>mesure<br>Ø | € |
|-------------------------------|---|
| 120                           |   |
| 150                           |   |

art. **440****Sturafogne***Uncorck sewer*

Déboucheur



CONF.: 1 PZ

| misura<br>size<br>measure<br>mt | €<br>c/molla<br>with spring<br>avec ressort |
|---------------------------------|---|
| 1,5                             |   |
| 2,5                             |   |
| 3                               |   |
| 3,5                             |   |
| 5                               |   |
| 7                               |   |
| 7,5                             |   |
| 10                              |   |
| 15                              |   |

art. **440/G****Sturafogne con gancio finale***Uncorck sewer with final hook*

Déboucheur avec crochet final



CONF.: 1 PZ

| misura<br>size<br>measure<br>mt | €<br>c/gancio<br>with hook<br>avec crochet |
|---------------------------------|--|
| 1,5                             |  |
| 2,5                             |  |
| 3                               |  |
| 3,5                             |  |
| 5                               |  |
| 7                               |  |
| 7,5                             |  |
| 10                              |  |
| 15                              |  |

art. **441****Stappalavandino***Plunger*

Déboucheur lavabo

CONF.: 1 PZ

| misura<br>size<br>mesure<br>mt | €<br>c/molla<br>with spring<br>avec ressort |
|--------------------------------|---|
| 1,5                            |   |
| 2,5                            |   |
| 3,5                            |   |
| 5                              |   |
| 7                              |   |
| 10                             |   |



# CONDIZIONI GENERALI DI VENDITA

General sales conditions / Conditions générales de vente

**PREZZI** - Sono quelli in vigore al momento della consegna ed in ogni caso non sono impegnativi.

**PAGAMENTI** - I termini di pagamento specificati in fattura si intendono tassativi: ogni variazione che non sia stata preventivamente ed espressamente pattuita, verrà respinta.

**PORTO** - La merce si intende resa nei nostri magazzini in Gozzano, imballata.

**SPEDIZIONI** - Le nostre merci viaggiano a rischio e pericolo del destinatario, in quanto esse si intendono vendute in stabilimento, salvo diversa indicazione scritta. Pertanto esse non sono mai assicurate da noi per il trasporto, salvo espressa richiesta scritta da parte del cliente, che se ne addossa il relativo onere.

**RESI** - Non si accetta merce di ritorno senza nostra preventiva autorizzazione ed in ogni caso solo in PORTO FRANCO.

**RECLAMI** - Sono validi solo se fatti entro 8 giorni dal ricevimento della merce.

**IMMAGINI** - Tutte le immagini ed illustrazioni presenti nei listini, cataloghi, deplianti sono rappresentative, esse non costituiscono obbligo di fedele esecuzione, e possono subire variazioni. L'azienda si riserva di poter effettuare modifiche tecniche ed estetiche, di poter modificare od eliminare singoli articoli o serie complete senza alcun preavviso.

**FORO COMPETENTE** - Per qualunque controversia e per quanto non specificato, il Foro competente sarà quello di Borgomanero.

**CATALOGO** - Il presente catalogo "Programma di produzione" annulla e sostituisce tutti i precedenti "Listini Prezzi" e "Cataloghi".

**PRICES** - Those in force at the moment of shipping and anyway not binding.

**PAYMENTS** - Payment terms specified in the invoice are mandatory: any variation not agreed upon previously and explicitly shall be rejected.

**CARRIAGE** - Goods are returned in our warehouses in Gozzano, packaged.

**SHIPPING** - Our goods travel at the risks and perils of the recipient, since they are sold at the plant, unless otherwise written. So they are never insured by us for transportation, unless explicitly required in written form by the customer, in that case expenses will be at its charge.

**RETURNS** - No return goods are accepted unless previously authorized by us and anyway on ly CARRIAGE PAID.

**COMPLAINTS** - Valid only if made within 8 days from the receipt of goods.

**IMAGES** - All images and illustrations in the lists, catalogues and brochures are for informational purposes, they do not constitute obligation of faithful execution, and can be subject to variations. The company reserves the right to make technical and esthetical modification, as well as to modify or eliminate single items or full series without any prior notice.

**COMPETENT COURT** - For any controversy and for what is not specified, the competent Court shall be Borgomanero.

**CATALOGUE** - This catalogue "Production program" cancels and replaces all previous "Prices Lists" and "Catalogues".

**PRIX** - En vigueur lors de la livraison et en tout cas ils ne sont pas contraignants.

**PAYEMENTS** - Les délais de paiement spécifiés dans la facture sont péremptoirs : toute variation n'étant pas concordée préalablement et explicitement, sera rejetée.

**PORT** - La marchandise est rendue à nos entrepôts de Gozzano, emballée.

**EXPÉDITIONS** - Nos marchandises voyagent aux risques et périls du destinataire, car elles sont vendues à l'établissement, sauf différente indication écrite. Ainsi elles ne sont jamais assurées par nous pour le transport, sauf requête écrite explicite du client, avec prise en charge de sa part des frais relatifs.

**RENDUS** - Aucune marchandise de retour n'est acceptée sans notre autorisation préalable et en tout cas seulement FRANCO DE PORT.

**RÉCLAMATIONS** - Valides seulement si faites dans les 8 jours suivants la réception de la marchandise.

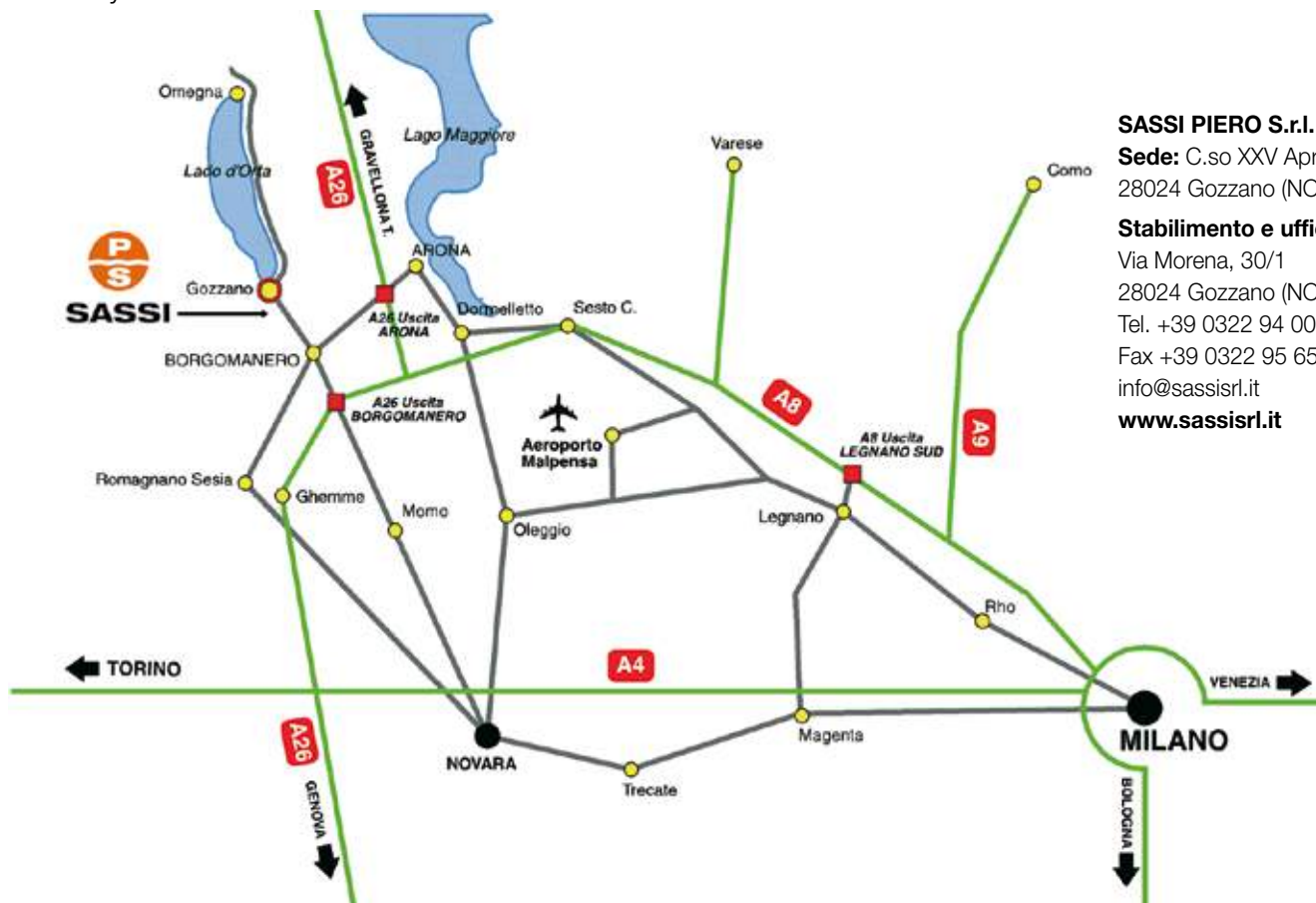
**IMAGES** - Toutes les images et illustrations présentes dans les listes, les catalogues, les déplianti sont à titre d'information, et ne constituent pas obligation d'exécution fidèle, et sont sujettes à variations. L'entreprise se réserve d'effectuer des modifications techniques et esthétiques, de modifier ou éliminer des articles individuels ou des séries complètes sans aucun avis préalable.

**TRIBUNAL COMPÉTENT** - Pour tout différend et pour toute question non spécifiée, le Tribunal compétent sera celui de Borgomanero.

**CATALOGUE** - Ce catalogue "Programme de production" annule et substitue tous les précédents "Listes de Prix" et "Catalogues".

## COME TROVARCI

The way to find us / Comme nous trouver



**SASSI PIERO S.r.l.**

**Sede:** C.so XXV Aprile, 61  
28024 Gozzano (NO) - Italy

**Stabilimento e uffici:**

Via Morena, 30/1  
28024 Gozzano (NO) - Italy  
Tel. +39 0322 94 000/93 666  
Fax +39 0322 95 65 50  
info@sassisrl.it  
[www.sassisrl.it](http://www.sassisrl.it)





**SASSI**  
**PIERO SRL**

PIASTRE  
ROSONI  
CAPPUCCI  
SOFFIONI  
DOCCE TUBI  
CANNOTTI  
ACCESSORI

Programma di produzione

0.14