



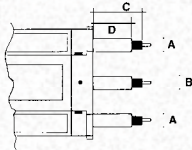

CURVATRICI BENDING MACHINES


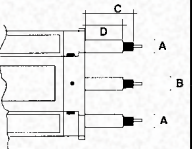



CE





	CR 260 - 1H CR 160 - 1H	CR 260HA - 8 CR 160HA - 8		CR 26-	CR 16-
	Kw - 10,3 A 27 V. 400	Kw - 10,3 - 5,9 A 27 V. 400		A = \varnothing 120 mm B = \varnothing 120 mm C = 360 mm D = 250 mm	A = \varnothing 100 mm B = \varnothing 100 mm C = 340 mm D = 230 mm
	Kw - 5,5 A 14,5 V. 400 CR16- 160 Bar CR26- 200 Bar	Kw - 9,2 A 29,5 V. 400 CR16- 160 Bar CR26- 200 Bar			

	CR 24 - R		CR 24 - R
	Kw - 4,1 A 11 V. 400		A = \varnothing 70 mm B = \varnothing 70 mm C = 230 mm D = 180 mm
	Kw - 5,5 A 14,5 V. 400 190 Bar		




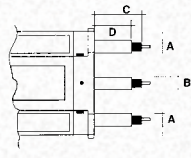

CR 24 - R





CR 14 - R


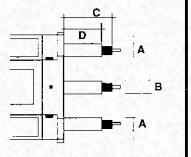




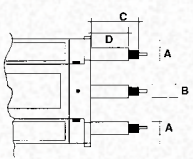

	CR 14 - R		CR 14 - R
	Kw - 3 A 8 V. 400		A = \varnothing 50 mm B = \varnothing 58 mm C = 200 mm D = 150 mm
	Kw - 4,1 A 11 V. 400 150 Bar		



CR 23 - MR



	CR 23 - MR		CR 23 - MR
	Kw - 2,3 A 6 V. 400		A = \varnothing 50 mm B = \varnothing 50 mm C = 180 mm D = 130 mm
	Kw - 2,3 A 6 V. 400 145 Bar		

	CR 13 - R		CR 13 - R
	Kw - 2,3 A 6 V. 400		A = \varnothing 40 mm B = \varnothing 40 mm C = 145 mm D = 110 mm
	Kw - 2,3 A 6 V. 400 110 Bar		

CR 13 - R





CRM-110



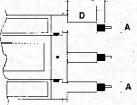


CRM-120



CRM-230



	CRM110	CRM120	CRM230	CRM140
	KW 1,3 HP 1,8 V. 220/380	KW 1.1 HP 1.5 V. 400	KW 3 HP 4 V. 400	KW 4.1 HP 5.5 V. 400
		KW 1.1 HP 1.5 V. 400 100 BAR	KW 4.1 HP 5.5 V. 400 180 BAR	KW 4.1 HP 5.5 V. 400 180 BAR
	A= Ø 40 MM B= Ø 40 MM C= 150 MM D= 120 MM	A= 30 MM B= 30 MM C= 120 MM D= 90 MM	A= 50 MM B= 50 MM C= 180 MM D= 130 MM	A= 60 MM B= 60 MM C= 200 MM D= 150 MM



CRM-140



FERRO IRON SE275	CR 26-	CR 16-	CR 24-R	CRM 140 CR 14-R	CRM 230 CR 23-MR	CR 13-R	CRM 110 CRM 120
	mm 150 x 22 6" x 7/8"	mm 150 x 16 6" x 5/8"	mm 100 x 18 4" x 5/8"	mm 100 x 12 4" x 1/2"	mm 70 x 10 2 3/4" x 3/8"	mm 60 x 10 2 3/8" x 3/8"	mm 40 x 10 1 1/2" x 3/8"
	mm 300 x 32 12" x 1 1/4"	mm 240 x 30 8" x 1 1/4"	mm 150 x 32 6" x 1 1/4"	mm 150 x 25 6" x 1"	mm 120 x 16 4 3/4" x 5/8"	mm 100 x 15 4" x 5/8"	mm 80 x 12 3" x 1/2"
	mm 80 3 1/4"	mm 75 3"	mm 55 2 1/8"	mm 50 2"	mm 35 1 3/8"	mm 30 1 1/4"	mm 25 1"
	mm 150 x 4 6" x 5/32"	mm 140 x 3,5 5 1/2" x 1/8"	mm 100 x 3,5 4" x 1/8"	mm 70 x 4 2 3/4" x 5/32"	mm 50 x 4 2" x 5/32"	mm 50 x 3 2" x 1/8"	mm 35 x 1,5 1 3/8" x 1/16"
	mm 170 x 50 x 6 6 3/4" x 2" x 1/4"	mm 150 x 50 x 6 6" x 2" x 1/4"	mm 120 x 40 x 4 4 3/4" x 1 1/2" x 5/32"	mm 80 x 40 x 4 3" x 1 1/2" x 5/32"	mm 70 x 30 x 3 2 3/4" x 1 1/4" x 1/8"	mm 60 x 30 x 3 2 3/8" x 1 1/4" x 1/8"	mm 50 x 20 x 1,5 2" x 3/4" x 1/16"
	mm 240 x 80 x 6 9 1/2" x 3" x 1/4"	mm 200 x 80 x 6 8" x 3" x 1/4"	mm 150 x 50 x 5 6" x 2" x 5/32"	mm 120 x 40 x 5 4 3/4" x 1 1/2" x 5/32"	mm 90 x 30 x 4 3 1/2" x 1 1/4" x 5/32"	mm 70 x 30 x 3 2 3/4" x 1 1/4" x 1/8"	mm 50 x 20 x 2 2" x 3/4" x 3/32"
	ø mm 100 ø 4"	ø mm 90 ø 3 1/2"	ø mm 65 ø 2 1/2"	ø mm 60 ø 2 3/8"	ø mm 40 ø 1 1/2"	ø mm 35 ø 1 3/8"	ø mm 30 ø 1 1/4"
	ø mm 180 x 6 ø 7" x 1/4"	ø mm 150 x 5 ø 6" x 3/16"	ø mm 120 x 3,5 ø 4 3/4" x 1/8"	ø mm 100 x 3 ø 4" x 0,140	ø mm 70 x 3 ø 2 3/4" Ga11	ø mm 60 x 3 ø 2 3/8" Ga11	ø mm 45 x 1,5 ø 1 3/4" Ga16
	ø 6" (168,5 x 7) ø 6"	ø 5" (141 x 6,5) ø 5"	ø 3 1/2" (101 x 5,7) ø 3 1/2"	ø 3" (89 x 5,5) ø 3"	ø 2" (60,3 x 3,9) ø 2"	ø 1 1/2" (48,3 x 3,7) ø 1 1/2"	ø 1" (33,4 x 3,3) ø 1"
	mm 140 x 15 5 1/2" x 5/8"	mm 120 x 13 4 3/4" x 1/2"	mm 100 x 11 4" x 7/16"	mm 80 x 9 3" x 3/8"	mm 60 x 8 2 3/8" x 3/8"	mm 60 x 7 2 3/8" x 1/4"	mm 40 x 5 1 1/2" x 3/16"
	mm 120 x 13 4 3/4" x 1/2"	mm 100 x 11 4" x 1/2"	mm 80 x 9 3" x 3/8"	mm 70 x 8 2 3/4" x 3/8"	mm 60 x 7 2 3/8" x 1/4"	mm 50 x 6 2" x 1/4"	mm 40 x 4 1 1/2" x 5/32"
	mm 160 6 1/4"	mm 140 5 1/2"	mm 120 x 13 4 3/4" x 1/2"	mm 90 x 9 3 1/2" x 3/8"	mm 70 x 8 2 3/4" x 3/8"	mm 70 x 5 2 3/4" x 3/16"	mm 50 x 5 2" x 3/16"
	mm 240 x 85 9 1/2" x 3 3/8"	mm 220 x 80 8 1/2" x 3"	mm 140 x 60 5 1/2" x 2 3/8"	mm 120 x 55 4 3/4" x 2 1/8"	mm 80 x 45 3" x 1 3/4"	mm 70 x 40 2 3/4" x 1 1/2"	mm 50 x 25 2" x 1"
	mm 220 x 80 8 1/2" x 3"	mm 200 x 75 8" x 3"	mm 120 x 55 4 3/4" x 2 1/8"	mm 100 x 50 4" x 2"	mm 65 x 42 2 1/2" x 1 1/2"	mm 60 x 30 2 3/8" x 1 1/4"	mm 40 x 20 1 1/2" x 3/4"
	mm 140 x 60 5 1/2" x 2 3/8"	mm 120 x 55 4 3/4" x 2 1/8"	mm 80 x 45 3" x 1 3/4"	mm 70 x 40 2 3/4" x 1 1/2"	mm 60 x 30 2 3/8" x 1/4"	mm 50 x 25 2" x 1"	mm 30 x 15 1 1/4" x 1/2"
	mm 140 x 13 5 1/2" x 1/2"	mm 120 x 12 4 3/4" x 1/2"	mm 90 x 10 3 1/2" x 3/8"	mm 80 x 8 3 1/8" x 5/16"	mm 70 x 6 2 3/4" x 1/4"	mm 60 x 5 2 3/8" x 3/16"	mm 40 x 3 1 1/2" x 1/8"
	mm 120 x 12 4 1/2" x 1/2"	mm 100 x 12 4" x 1/2"	mm 80 x 8 3" x 5/16"	mm 70 x 7 2 3/4" x 1/4"	mm 60 x 6 2 3/8" x 1/4"	mm 50 x 6 2" x 1/4"	mm 40 x 3 1 1/2" x 1/8"
	mm 240 x 120 9 1/2" x 4 1/2"	mm 220 x 110 8 1/2" x 4"	mm 160 x 82 6" x 3"	mm 120 x 64 4 3/4" x 2 1/2"	mm 100 x 55 4" x 2 1/8"	mm 80 x 46 3" x 1 3/4"	
	mm 160 x 82 6 1/2" x 3 1/4"	mm 140 x 73 5 1/2" x 3"	mm 80 x 46 3" x 1 3/4"	mm 80 x 46 3" x 1 3/4"			
	mm 180 x 171 7" x 6 1/2"	mm 160 x 152 6 1/2" x 6"	mm 100 x 96 4" x 4"				
	mm 140 x 133 5 1/2" x 5 1/4"	mm 120 x 114 4 3/4" x 4 3/4"					




CR 234
CR 234M



CR130
CR 230M





CR 132
CR 232M



FERRO IRON SE275	CR 230/2/4M	CR 130/2/234	FERRO IRON FE430B	CR 230/2/4M	CR 130/2/234
	mm 70 x 10 2 3/8" x 3/8"	mm 60 x 10 2 3/8" x 3/8"		mm 60 x 8 2 3/8" x 3/8"	mm 60 x 7 2 3/8" x 1/4"
	mm 120 x 16 4 3/4" x 5/8"	mm 100 x 15 4" x 5/8"		mm 60 x 7 2 3/8" x 1/4"	mm 50 x 6 2" x 1/4"
	mm 35 1 3/8"	mm 30 1 1/4"		mm 70 x 8 2 3/4" x 3/8"	mm 70 x 5 2 3/4" x 3/16"
	mm 50 x 4 2" x 5/32"	mm 50 x 3 2" x 1/8"		mm 80 x 45 3" x 1 3/4"	mm 70 x 40 2 3/4" x 1 1/2"
	mm 70 x 30 x 3 2 3/4" x 1 1/4" x 1/8"	mm 60 x 30 x 3 2 3/8" x 1 1/4" x 1/8"		mm 65 x 42 2 1/2" x 1 1/2"	mm 60 x 30 2 3/8" x 1 1/4"
	mm 90 x 30 x 4 3 1/2" x 1 1/4" x 5/32"	mm 70 x 30 x 3 2 3/4" x 1 1/4" x 1/8"		mm 60 x 30 2 3/8" x 1 1/4"	mm 50 x 25 2" x 1"
	ø mm 40 ø 1 1/2"	ø mm 35 ø 1 3/8"		mm 70 x 6 2 3/4" x 1/4"	mm 60 x 5 2 3/8" x 3/16"
	ø mm 70 x 3 ø 2 3/4" Ga11	ø mm 60 x 3 ø 2 3/8" Ga11		mm 60 x 6 2 3/8" x 1/4"	mm 50 x 6 2" x 1/4"
	ø 2" (60,3 x 3,9) ø 2"	ø 1 1/2" (48,3 x 3,7) ø 1 1/2"		mm 100 x 55 4" x 2 1/8"	mm 80 x 46 3" x 1 3/4"



	CR 230M CR 232M CR 234M	CR 130 CR 132 CR 234		CR 230M CR 232M CR 234M	CR 130 CR 132 CR 234
	Kw - 2,3 A 6 V. 400	Kw - 2,3 A 6 V. 400		A = ø 50 mm	A = ø 40 mm
	2 x Kw 1,8 A 4,7 V. 400	2 x Kw 1,5 A 3,9 V. 400		B = ø 50 mm	B = ø 40 mm
				C = 180 mm	C = 145 mm
				D = 130 mm	D = 110 mm



