

Books Catalogue






Leonardo Collection



ABCDEF GHI
JKLMNOPQRS
TUVWXYZ
A B C D E F G H I
J K L M N O P Q R S
T U V W X Y Z

Ex libris
Giovanni
De Facio






DESIGNED AND CREATED AS BOTH A VALUABLE TOOL FOR BEGINNERS AND A STRONG SUPPORT FOR PROFESSIONAL ARTISTS, THE LEONARDO COLLECTION STANDS OUT FOR ITS CLEAR EXPLANATIONS, PLAIN LANGUAGE AND ESPECIALLY FOR ITS INTELLIGENT, WELL-DIRECTED CHOICE OF ILLUSTRATIONS.

THE COLLECTION OFFERS EXHAUSTIVE INFORMATION ON METHODS AND STRATEGIES IN BOTH DRAWING AND PAINTING, STARTING FROM THE BASICS OF DRAWING AND GRADUALLY PRESENTING VARIOUS MEDIA AND TECHNIQUES IN A VAST RANGE OF SUBJECTS. THE FIRST FIVE TITLES OF THE SERIES HAVE BEEN ADOPTED BY MANY ART SCHOOLS THROUGHOUT THE WORLD BECAUSE OF THE INFORMATIVE AND EASY TO FOLLOW STEP-BY-STEP PRACTICE AND DEMONSTRATION APPROACH.


EACH MANUAL IN THE LEONARDO COLLECTION EXPLORES A SINGLE SUBJECT MATTER, BUT TAKEN TOGETHER THEY CREATE A COMPREHENSIVE SURVEY OF DRAWING AND PAINTING USEFUL FOR ARTISTS OF ALL LEVELS AND ABILITIES WHO WANT TO EXPAND THEIR KNOWLEDGE AND SKILLS.




The fundamentals



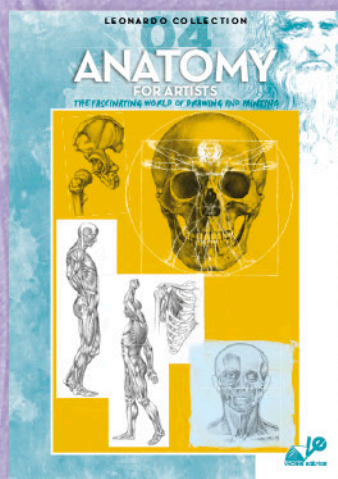
ISBN 978-88-8172-000-2




ISBN 978-88-8172-001-9




ISBN 978-88-8172-002-6



ISBN 978-88-8172-003-3




ISBN 978-88-8172-004-0

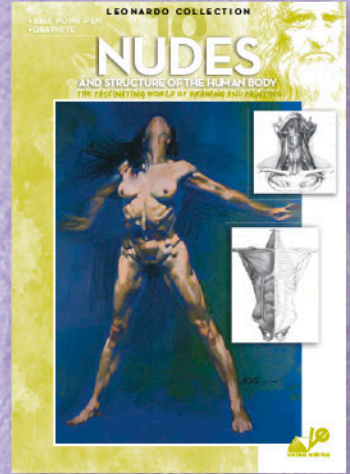


ISBN 978-88-8172-047-7


The human figure




ISBN 978-88-8172-006-4




ISBN 978-88-8172-009-5



ISBN 978-88-8172-007-1







ISBN 978-88-8172-008-8




ISBN 978-88-8172-029-3


The portrait




Animals




ISBN 978-88-8172-005-7




ISBN 978-88-8172-010-1




ISBN 978-88-8172-011-8



ISBN 978-88-8172-012-5




ISBN 978-88-8172-027-9




ISBN 978-88-8172-035-4


Landscapes




ISBN 978-88-8172-013-2




ISBN 978-88-8172-014-9



ISBN 978-88-8172-015-6




ISBN 978-88-8172-016-3




ISBN 978-88-8172-017-0



ISBN 978-88-8172-018-7




ISBN 978-88-8172-026-2




ISBN 978-88-8172-042-2

The nature




ISBN 978-88-8172-044-6




ISBN 978-88-8172-045-3



ISBN 978-88-8172-046-0




ISBN 978-88-8172-023-1




ISBN 978-88-8172-024-8

Still life



ISBN 978-88-8172-025-5




ISBN 978-88-8172-040-8


Flowers




ISBN 978-88-8172-019-4




ISBN 978-88-8172-020-0



ISBN 978-88-8172-021-7




ISBN 978-88-8172-022-4



ISBN 978-88-8172-041-5


Narrative drawings




ISBN 978-88-8172-032-3



ISBN 978-88-8172-033-0




ISBN 978-88-8172-037-8



ISBN 978-88-8172-034-7

Decorative arts



ISBN 978-88-8172-036-1



ISBN 978-88-8172-039-2

Order of succession of the Leonardo Collection

01. THE FUNDAMENTALS OF DRAWING
02. THE FUNDAMENTALS OF DRAWING
03. THE FUNDAMENTALS OF DRAWING
04. ANATOMY
05. PERSPECTIVE AND THEORIES OF SHADOWS
06. HORSES
07. NUDES
08. NUDES
09. NUDES
10. NUDES
11. HORSES AND RIDERS
12. ANIMALS
13. ANIMALS
14. VENETIAN SCENES
15. LANDSCAPES
16. LANDSCAPES
17. LANDSCAPES
18. LANDSCAPES
19. LANDSCAPES
20. FLOWERS
21. FLOWERS
22. FLOWERS
23. FLOWERS
24. STILL LIFE
25. STILL LIFE
26. STILL LIFE
27. SEASCAPES
28. BIRDS
29. EXPRESSIVE FACES
30. DANCERS
31. PORTRAITS
32. PORTRAITS
33. THE BASICS OF COMICS
34. THE BASICS OF COMICS
35. THE BASICS OF COMICS
36. THE ANIMALS OF M. MÉHEUT
37. CALLIGRAPHY
38. CARTOONS AND HUMOROUS DRAWING
39. CARICATURES
40. DECORATIVE PATTERNS
41. STILL LIFE
42. ROSES
43. ARCHITECTURAL SCENES
44. CHILDREN
45. TREES AND LEAVES
46. WATER
47. THE SEASONS
48. TRICKS OF THE TRADE

LEONARDO TECHNICAL MANUALS

Leonardo technical manuals

THE HORSE

Anatomy plates for artists



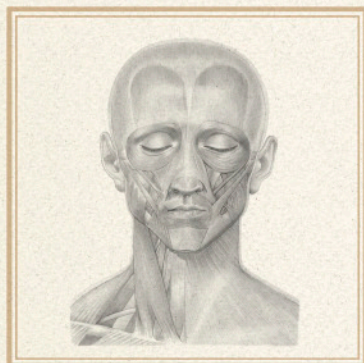
PUBLISHED BY VINCIANA

ISBN 978-88-86256-73-6

Leonardo technical manuals

HUMAN ANATOMY

Anatomy plates for artists



PUBLISHED BY VINCIANA

ISBN 978-88-86256-86-8

After more than 40 years in the field of drawing and painting through publication of the Leonardo Collection, Vinciana Publishing has decided to utilise its vast experience by issuing these two volumes devoted to the anatomy of the horse and the human body. These volumes have a unique special appearance, inspired by anatomy texts from the late nineteenth century. Each volume consists of 48 loose plates plus an instructional text. The structure of the volume permits readers to use the individual plates without the restrictions imposed by bindings; for example, one can put two plates side by side - whether these illustrate the head, the thorax, or another part - and compare bone structure to muscle structure. Each plate is numbered and indicates both the part illustrated and its scientific nomenclature. Consequently the use of the plates is independent from the text, and reading is a choice left to those who would like to improve their knowledge of anatomy.

THE HUMAN HAND
anterior view for study

OSTEOLOGY AND MYOLOGY OF THE RIGHT HAND
PLATE XXIII




- 1. Coraco-radial ligament
- 2. Ligament of the elbow joint
- 3. Ligament of the annular ligament
- 4. Ligament of the ulno-carpal joint
- 5. Ligament of the ulno-carpal joint
- 6. Ligament of the ulno-carpal joint
- 7. Ligament of the ulno-carpal joint
- 8. Ligament of the ulno-carpal joint
- 9. Ligament of the ulno-carpal joint
- 10. Ligament of the ulno-carpal joint
- 11. Ligament of the ulno-carpal joint
- 12. Ligament of the ulno-carpal joint
- 13. Ligament of the ulno-carpal joint
- 14. Ligament of the ulno-carpal joint
- 15. Ligament of the ulno-carpal joint
- 16. Ligament of the ulno-carpal joint
- 17. Ligament of the ulno-carpal joint
- 18. Ligament of the ulno-carpal joint
- 19. Ligament of the ulno-carpal joint
- 20. Ligament of the ulno-carpal joint
- 21. Ligament of the ulno-carpal joint
- 22. Ligament of the ulno-carpal joint
- 23. Ligament of the ulno-carpal joint
- 24. Ligament of the ulno-carpal joint
- 25. Ligament of the ulno-carpal joint
- 26. Ligament of the ulno-carpal joint
- 27. Ligament of the ulno-carpal joint
- 28. Ligament of the ulno-carpal joint
- 29. Ligament of the ulno-carpal joint
- 30. Ligament of the ulno-carpal joint
- 31. Ligament of the ulno-carpal joint
- 32. Ligament of the ulno-carpal joint
- 33. Ligament of the ulno-carpal joint
- 34. Ligament of the ulno-carpal joint
- 35. Ligament of the ulno-carpal joint
- 36. Ligament of the ulno-carpal joint
- 37. Ligament of the ulno-carpal joint
- 38. Ligament of the ulno-carpal joint
- 39. Ligament of the ulno-carpal joint
- 40. Ligament of the ulno-carpal joint
- 41. Ligament of the ulno-carpal joint
- 42. Ligament of the ulno-carpal joint
- 43. Ligament of the ulno-carpal joint
- 44. Ligament of the ulno-carpal joint
- 45. Ligament of the ulno-carpal joint
- 46. Ligament of the ulno-carpal joint
- 47. Ligament of the ulno-carpal joint
- 48. Ligament of the ulno-carpal joint
- 49. Ligament of the ulno-carpal joint
- 50. Ligament of the ulno-carpal joint
- 51. Ligament of the ulno-carpal joint
- 52. Ligament of the ulno-carpal joint
- 53. Ligament of the ulno-carpal joint
- 54. Ligament of the ulno-carpal joint
- 55. Ligament of the ulno-carpal joint
- 56. Ligament of the ulno-carpal joint
- 57. Ligament of the ulno-carpal joint
- 58. Ligament of the ulno-carpal joint
- 59. Ligament of the ulno-carpal joint
- 60. Ligament of the ulno-carpal joint
- 61. Ligament of the ulno-carpal joint
- 62. Ligament of the ulno-carpal joint
- 63. Ligament of the ulno-carpal joint
- 64. Ligament of the ulno-carpal joint
- 65. Ligament of the ulno-carpal joint
- 66. Ligament of the ulno-carpal joint
- 67. Ligament of the ulno-carpal joint
- 68. Ligament of the ulno-carpal joint
- 69. Ligament of the ulno-carpal joint
- 70. Ligament of the ulno-carpal joint
- 71. Ligament of the ulno-carpal joint
- 72. Ligament of the ulno-carpal joint
- 73. Ligament of the ulno-carpal joint
- 74. Ligament of the ulno-carpal joint
- 75. Ligament of the ulno-carpal joint
- 76. Ligament of the ulno-carpal joint
- 77. Ligament of the ulno-carpal joint
- 78. Ligament of the ulno-carpal joint
- 79. Ligament of the ulno-carpal joint
- 80. Ligament of the ulno-carpal joint
- 81. Ligament of the ulno-carpal joint
- 82. Ligament of the ulno-carpal joint
- 83. Ligament of the ulno-carpal joint
- 84. Ligament of the ulno-carpal joint
- 85. Ligament of the ulno-carpal joint
- 86. Ligament of the ulno-carpal joint
- 87. Ligament of the ulno-carpal joint
- 88. Ligament of the ulno-carpal joint
- 89. Ligament of the ulno-carpal joint
- 90. Ligament of the ulno-carpal joint
- 91. Ligament of the ulno-carpal joint
- 92. Ligament of the ulno-carpal joint
- 93. Ligament of the ulno-carpal joint
- 94. Ligament of the ulno-carpal joint
- 95. Ligament of the ulno-carpal joint
- 96. Ligament of the ulno-carpal joint
- 97. Ligament of the ulno-carpal joint
- 98. Ligament of the ulno-carpal joint
- 99. Ligament of the ulno-carpal joint
- 100. Ligament of the ulno-carpal joint

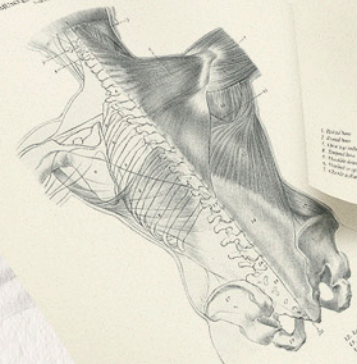


OSTEOLOGY OF THE RIGHT UPPER LIMB
PLATE XXIV

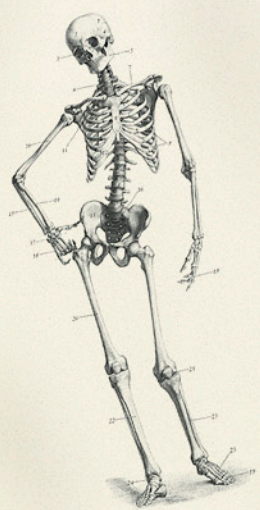
- 1. Scapula
- 2. Clavicle
- 3. Humerus
- 4. Radius
- 5. Ulna
- 6. Carpals
- 7. Metacarpals
- 8. Phalanges
- 9. Proximal phalanx
- 10. Middle phalanx
- 11. Distal phalanx
- 12. Sesamoid bone
- 13. Trapezium
- 14. Trapezoid
- 15. Trapezoidium
- 16. Trapezium
- 17. Trapezoid
- 18. Trapezoidium
- 19. Trapezium
- 20. Trapezoid
- 21. Trapezoidium
- 22. Trapezium
- 23. Trapezoid
- 24. Trapezoidium
- 25. Trapezium
- 26. Trapezoid
- 27. Trapezoidium
- 28. Trapezium
- 29. Trapezoid
- 30. Trapezoidium
- 31. Trapezium
- 32. Trapezoid
- 33. Trapezoidium
- 34. Trapezium
- 35. Trapezoid
- 36. Trapezoidium
- 37. Trapezium
- 38. Trapezoid
- 39. Trapezoidium
- 40. Trapezium
- 41. Trapezoid
- 42. Trapezoidium
- 43. Trapezium
- 44. Trapezoid
- 45. Trapezoidium
- 46. Trapezium
- 47. Trapezoid
- 48. Trapezoidium
- 49. Trapezium
- 50. Trapezoid
- 51. Trapezoidium
- 52. Trapezium
- 53. Trapezoid
- 54. Trapezoidium
- 55. Trapezium
- 56. Trapezoid
- 57. Trapezoidium
- 58. Trapezium
- 59. Trapezoid
- 60. Trapezoidium
- 61. Trapezium
- 62. Trapezoid
- 63. Trapezoidium
- 64. Trapezium
- 65. Trapezoid
- 66. Trapezoidium
- 67. Trapezium
- 68. Trapezoid
- 69. Trapezoidium
- 70. Trapezium
- 71. Trapezoid
- 72. Trapezoidium
- 73. Trapezium
- 74. Trapezoid
- 75. Trapezoidium
- 76. Trapezium
- 77. Trapezoid
- 78. Trapezoidium
- 79. Trapezium
- 80. Trapezoid
- 81. Trapezoidium
- 82. Trapezium
- 83. Trapezoid
- 84. Trapezoidium
- 85. Trapezium
- 86. Trapezoid
- 87. Trapezoidium
- 88. Trapezium
- 89. Trapezoid
- 90. Trapezoidium
- 91. Trapezium
- 92. Trapezoid
- 93. Trapezoidium
- 94. Trapezium
- 95. Trapezoid
- 96. Trapezoidium
- 97. Trapezium
- 98. Trapezoid
- 99. Trapezoidium
- 100. Trapezium



THE HUMAN WRIST
anterior view for study




THE SKELETON
PLATE XXV



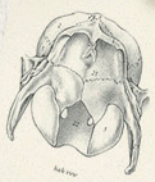
- 1. Skull
- 2. Cervical vertebrae
- 3. Thoracic vertebrae
- 4. Lumbar vertebrae
- 5. Sacrum
- 6. Coccyx
- 7. Ribs
- 8. Sternum
- 9. Scapula
- 10. Clavicle
- 11. Humerus
- 12. Radius
- 13. Ulna
- 14. Carpals
- 15. Metacarpals
- 16. Phalanges
- 17. Proximal phalanx
- 18. Middle phalanx
- 19. Distal phalanx
- 20. Sesamoid bone
- 21. Pelvis
- 22. Femur
- 23. Patella
- 24. Tibia
- 25. Fibula
- 26. Tarsals
- 27. Metatarsals
- 28. Phalanges
- 29. Proximal phalanx
- 30. Middle phalanx
- 31. Distal phalanx
- 32. Sesamoid bone



- 1. Hueso parietal
- 2. Ventril
- 3. Hueso occipital anterior y medio
- 4. Hueso occipital posterior
- 5. Hueso temporal
- 6. Hueso maxilar superior
- 7. Hueso maxilar inferior
- 8. Hueso frontal
- 9. Anillo occipital anterior
- 10. Anillo occipital medio
- 11. Anillo occipital posterior
- 12. Anillo occipital anterior
- 13. Anillo occipital medio
- 14. Anillo occipital posterior
- 15. Anillo occipital anterior
- 16. Anillo occipital medio
- 17. Anillo occipital posterior
- 18. Anillo occipital anterior
- 19. Anillo occipital medio
- 20. Anillo occipital posterior
- 21. Anillo occipital anterior
- 22. Anillo occipital medio
- 23. Anillo occipital posterior
- 24. Anillo occipital anterior
- 25. Anillo occipital medio
- 26. Anillo occipital posterior
- 27. Anillo occipital anterior
- 28. Anillo occipital medio
- 29. Anillo occipital posterior
- 30. Anillo occipital anterior
- 31. Anillo occipital medio
- 32. Anillo occipital posterior
- 33. Anillo occipital anterior
- 34. Anillo occipital medio
- 35. Anillo occipital posterior



THE FORELEG
muscle plates for atlas



BONES OF THE HEAD

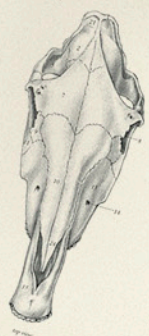
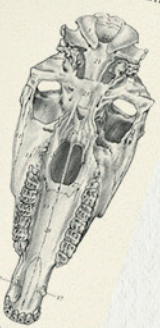
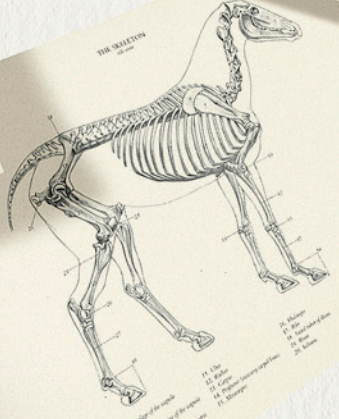


PLATE IX


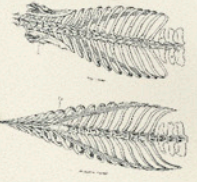
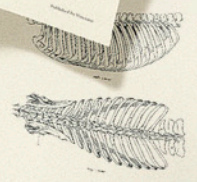


- 1. Mandible
- 2. Maxilla
- 3. Zygomatic arch
- 4. Frontal bone
- 5. Ethmoid bone
- 6. Sphenoid bone
- 7. Temporal bone
- 8. Parietal bone
- 9. Occipital condyle
- 10. Occipital condyle
- 11. Occipital condyle
- 12. Occipital condyle
- 13. Occipital condyle
- 14. Occipital condyle
- 15. Occipital condyle
- 16. Occipital condyle
- 17. Occipital condyle
- 18. Occipital condyle
- 19. Occipital condyle
- 20. Occipital condyle
- 21. Occipital condyle
- 22. Occipital condyle
- 23. Occipital condyle
- 24. Occipital condyle
- 25. Occipital condyle
- 26. Occipital condyle
- 27. Occipital condyle
- 28. Occipital condyle
- 29. Occipital condyle
- 30. Occipital condyle
- 31. Occipital condyle
- 32. Occipital condyle
- 33. Occipital condyle
- 34. Occipital condyle
- 35. Occipital condyle


THE SKELETON



- 1. Skull
- 2. Cervical vertebrae
- 3. Thoracic vertebrae
- 4. Lumbar vertebrae
- 5. Sacrum
- 6. Pelvis
- 7. Forelimbs
- 8. Hindlimbs
- 9. Tail
- 10. Pharynx
- 11. Esophagus
- 12. Stomach
- 13. Duodenum
- 14. Jejunum
- 15. Ileum
- 16. Cecum
- 17. Colon
- 18. Rectum
- 19. Anus
- 20. Uterus
- 21. Vagina
- 22. Clitoris
- 23. Testis
- 24. Epididymus
- 25. Vas deferens
- 26. Utricle
- 27. Penile urethra
- 28. Prepuce
- 29. Penis
- 30. Scrotum
- 31. Testis
- 32. Epididymus
- 33. Vas deferens
- 34. Utricle
- 35. Penile urethra



Distributed by:



VINCIANA EDITRICE S.A.S.

Via Vincenzo Foppa, 14 • 20144 Milan - Italy

Tel. ++39 02.49.82.306

<http://www.vinciana.com> • e-mail: info@vinciana.it



Printed in Italy