



ITALIAN TRADE AGENCY

ICE - Agenzia per la promozione all'estero e
l'internazionalizzazione delle imprese italiane

ITALIAN PAVILION isle 62801

@





CES 2023

Jan. 5-8, 2023
 Venetian Expo, Level 1, Hall G
 EUREKA PARK

■ Last In - First Out

All Floorplans are Subject to Change



Disclaimer - This floor plan is preliminary and subject to change pending review and official approval by all authorities having jurisdiction. Every effort has been made to ensure the accuracy of all information contained on this floor plan. However, no warranties, either expressed or implied, are made with respect to this floor plan. If the location of building columns, utilities or other architectural components of the facility is a consideration in the construction or usage of an exhibit, it is the sole responsibility of the exhibitor to physically inspect the facility to verify all dimension and locations. © Copyright 2022, Freeman, all rights reserved. **Confidential and Proprietary** - the information contained herein is the proprietary information of Freeman and by accessing the information, the recipient agrees to keep the information confidential and not disclose it to any third party without the prior consent of Freeman. Recipient also agrees to only use the information for its internal evaluation purposes and for no other purpose, without the prior consent of Freeman.

Revised By: Mareesa Figueroa	Acct. Sales: Kevin Collura	Revision Date: 3/9/2022	Line Item: 7472452
---------------------------------	-------------------------------	----------------------------	-----------------------

CES 2023

Jan. 5-8, 2023

Venetian Expo, Level 1, Hall G

FIRE EQUIPMENT

- FV - FIRE HOSE CONNECTION
- FE - FIRE EXTINGUISHER CABINET
- FS - FIRE STROBE, LOBBY LOCATED @ 6'-0"
- HALL G LOCATED IN THE CEILING; MEETING ROOMS LOCATED IN THE CEILING; LVL. 3&4P MEETING ROOMS LOCATED @ 4'-7"
- MUST MAINTAIN AT LEAST 36" OF ACCESS AROUND ALL FIRE EQUIPMENT
- IT IS THE RESPONSIBILITY OF THE EXHIBITOR TO PROVIDE ACCESS TO FIRE EQUIPMENT WITHIN THEIR BOOTH
- FIRE EXTINGUISHERS MAY BE BLOCKED ONLY WHEN A TEMPORARY FE IS PROVIDED.

MANDATORY AISLES/KEEP CLEAR AREAS

- MINIMUM AGGREGATE AISLE WIDTHS MUST BE AT LEAST AS WIDE AS THE REQUIRED WIDTHS OF THE EXITS TO WHICH THEY LEAD
- REQUIRED CLEAR SPACE FOR EGRESS PER C.F.D.
- MUST REMAIN CLEAR OF OBSTRUCTIONS TO EGRESS.
- ENTRANCE UNITS ARE ALLOWED, BUT MUST NOT OBSTRUCT EGRESS.

UTILITY NOTES

ELECTRICAL PANEL

- Panel box dimensions are 1'-0" x 5 1/2", 18" from floor to bottom of panel box.
- Maneuvering "P" Keep Clear" designation (see plan).
- 208V/60AMP, three phase (3 Wire) and; 208V/100AMP, three phase (3 wire)

ELECTRICAL OUTLETS

- Electrical Outlet heights vary. See elevations for locations.
- 208V/60AMP, 3 Phase (3 Wire).

TELEPHONE SERVICE BOX

- Telephone box dimensions are 1'w x 1'4"h, 3'-0" from floor to bottom of box.

CEILING RESTRICTIONS - HALL G

- Maximum booth display height is 13'6"
- Ceiling height ranges from 14'-17" in exhibit hall unless otherwise noted on plan.
- Double decker booths are not permitted on the Lobby Level due to the booth display height limitation of 13'6"

COLUMNS (NOT TO SCALE)

COLUMN NOTATIONS

KEY

- 36" CLEARANCE AROUND FIRE EQUIPMENT (KEEP CLEAR)
- 20" x 36" x 6" FIRE CABINET
- CONCRETE COLUMN
- 18" x 8" x 6" FIRE EXTINGUISHER AND/OR FIRE VALVE
- FIRE STROBE
- COLUMN TYPE
- COLUMN NUMBER

BUILDING SYMBOLS

INTERIOR BUILDING SYMBOLS

- T TELEPHONE
- E ELECTRICAL PANEL

EXTERIOR BUILDING SYMBOLS

- TJ TRAFFIC SIGNAL
- LP LIGHT POLE
- FHY FIRE HYDRANT
- VM VENDING MACHINE

GENERAL NOTES

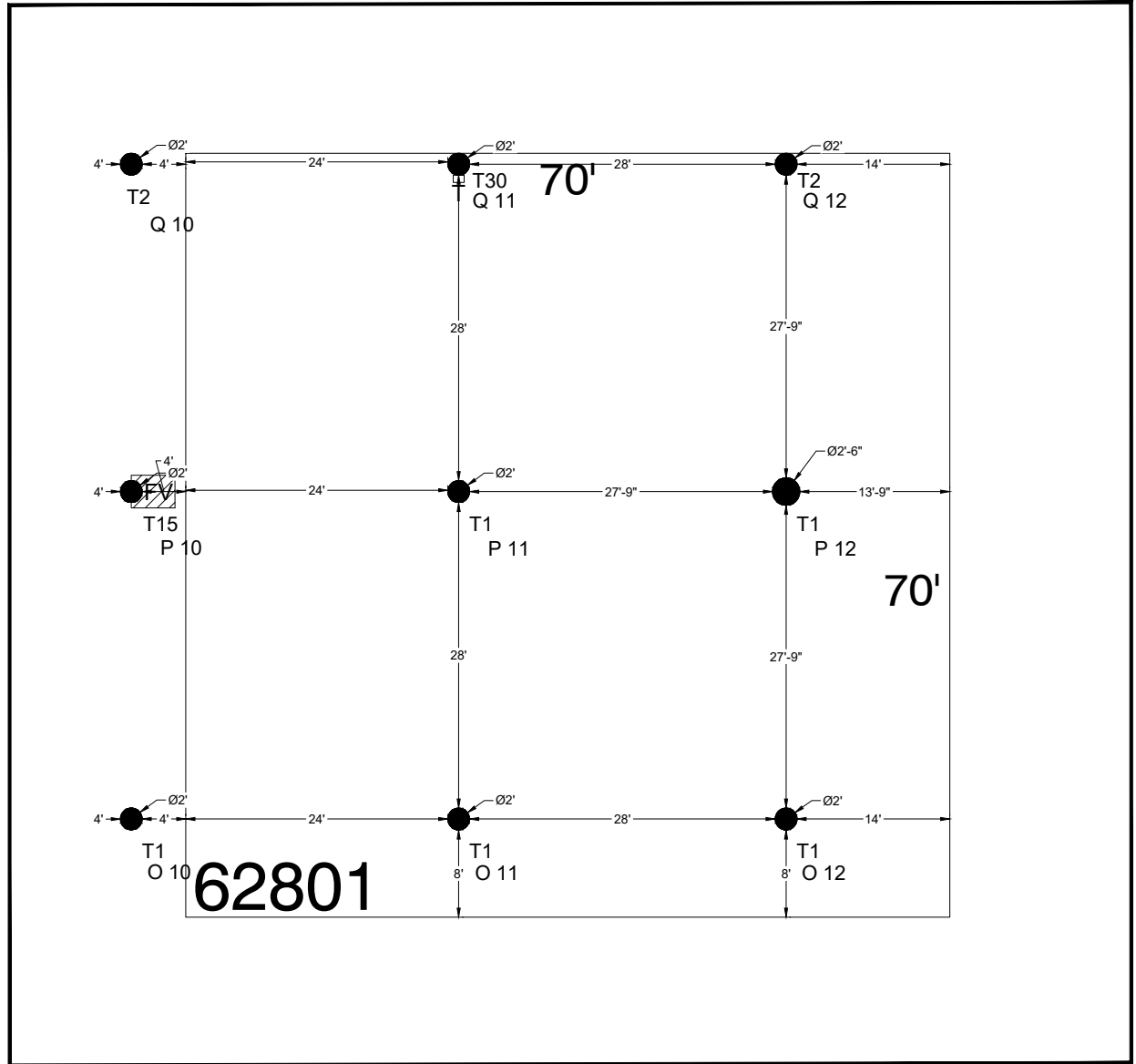
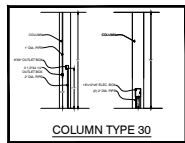
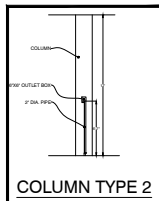
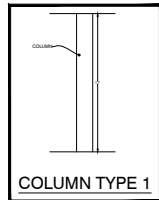
- ALL DRAPE LINES ARE SUBJECT TO CHANGE PER ON-SIGHT FIRE MARSHAL APPROVAL
- NO FLOOR LOAD LIMIT.

INT'L SYMBOLS

- MENS RESTROOM
- WOMENS RESTROOM
- ESCALATOR
- STAIRS
- PASSENGER ELEVATOR
- FREIGHT ELEVATOR
- DATE
- VENDING MACHINES
- FIRST AID
- EMERGENCY EXIT
- CONVENTION CENTER SERVICES
- FREIGHT ENTRANCE
- HANDICAP ELEVATOR
- ATM MACHINE

LINETYPE LEGEND

- ROLL-UP DOORS
- AIRWALLS
- LOW CEILINGS
- KEEP CLEAR



Photos are included as a visual aid only, and may not represent current conditions.



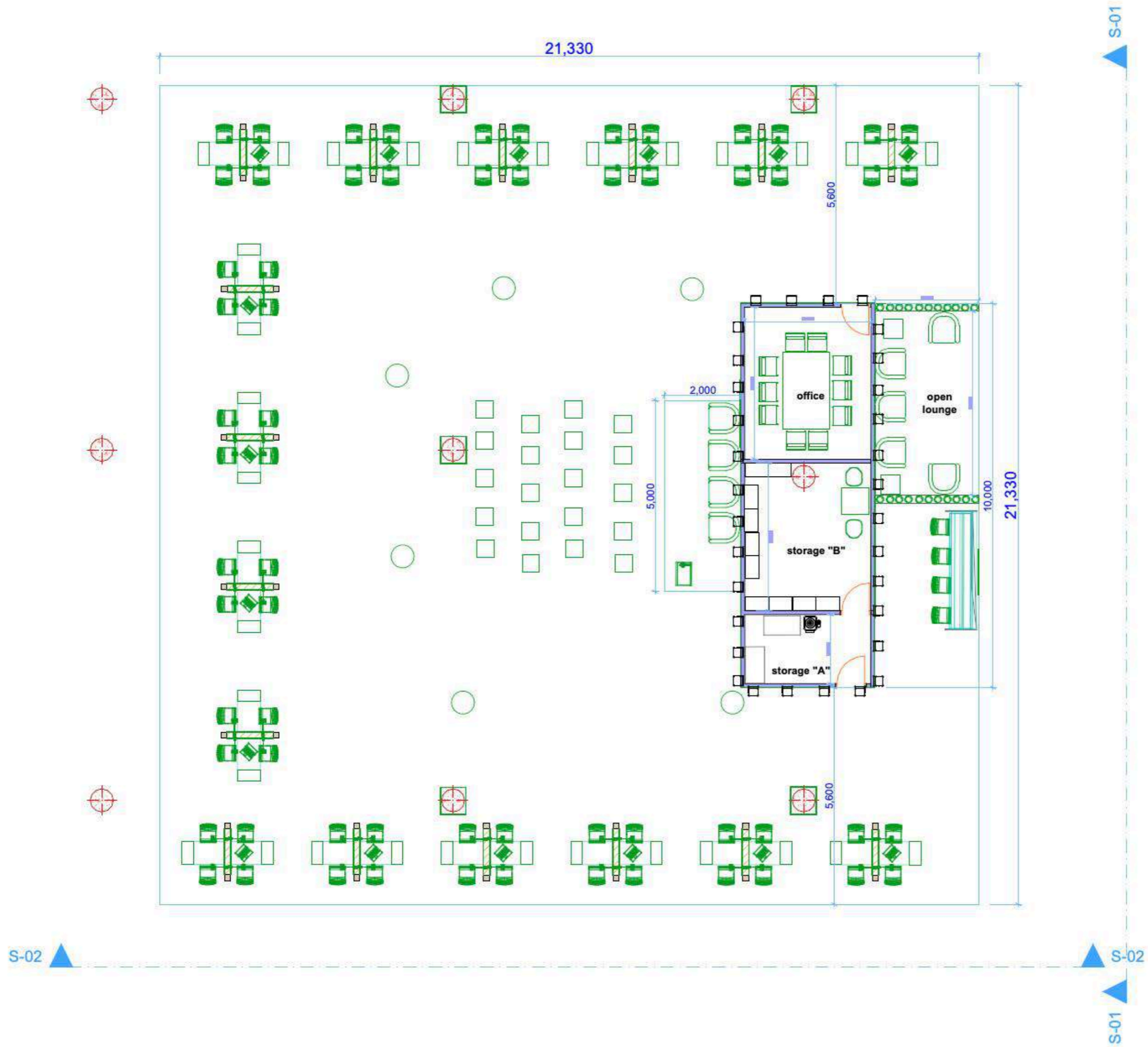
Disclaimer - This floor plan is preliminary and subject to change pending review and official approval by all authorities having jurisdiction. Every effort has been made to ensure the accuracy of all information contained on this floor plan. However, no warranties, either expressed or implied, are made with respect to this floor plan. If the location of building columns, utilities or other architectural components of the facility is a consideration in the construction or usage of an exhibit, it is the sole responsibility of the exhibitor to physically inspect the facility to verify all dimensions and locations. © Copyright 2022, Freeman, all rights reserved. **Confidential and Proprietary** - the information contained herein is the proprietary information of Freeman and by accessing the information, the recipient agrees to keep the information confidential and not disclose it to any third party without the prior consent of Freeman. Recipient also agrees to only use the information for its internal evaluation purposes and for no other purpose, without the prior consent of Freeman.

Drawing Started: 7/12/2022
 Started By: J.DOMINGO, LV

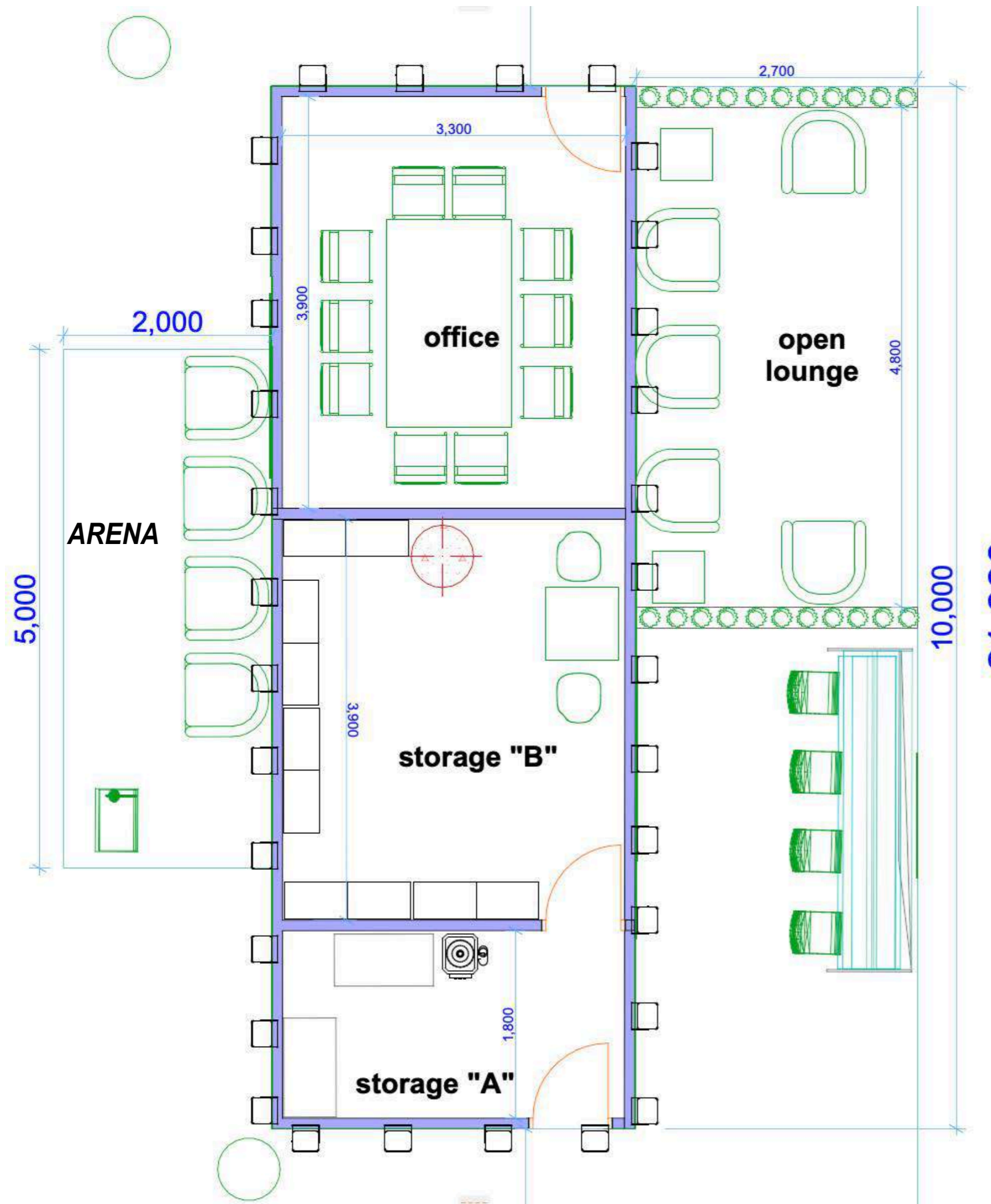
Account Sales: KEVIN COLLURA
 Account Management: ----

Revision Date: 7/12/2022
 Revised By: Freeman CAD

Line Item: 8589916
 Scale: CUSTOM



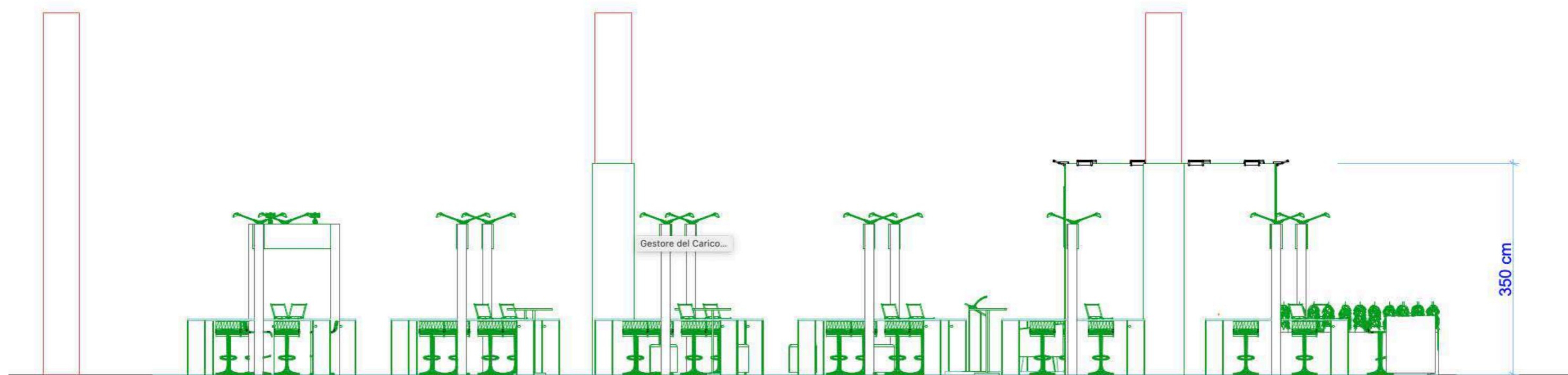
the measurements are in meters



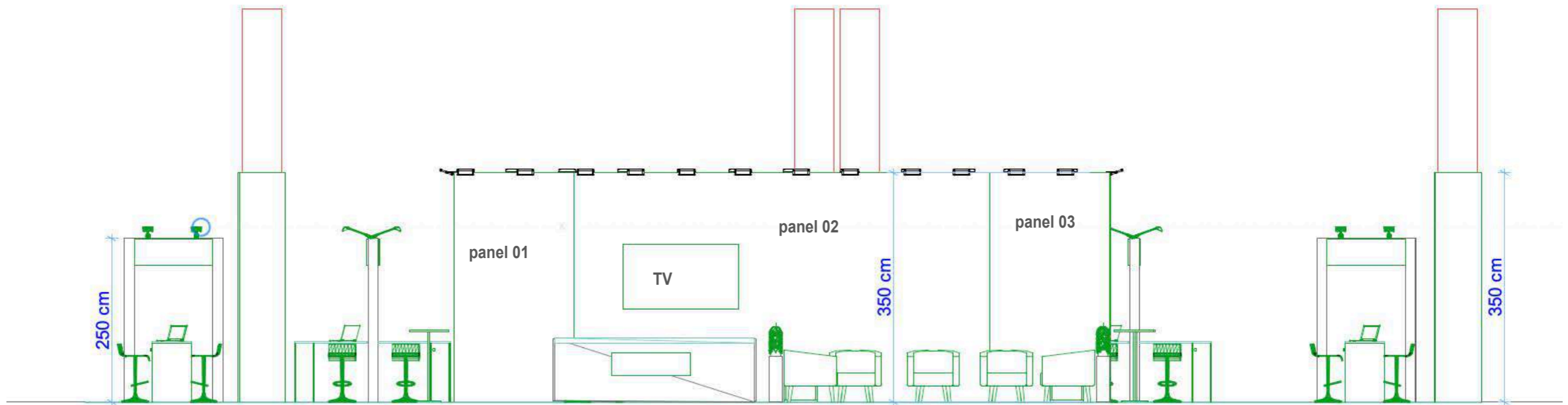
ITA Area

(the supplies in the drawing are examples only)

the measurements are in meters



the measurements are in meters



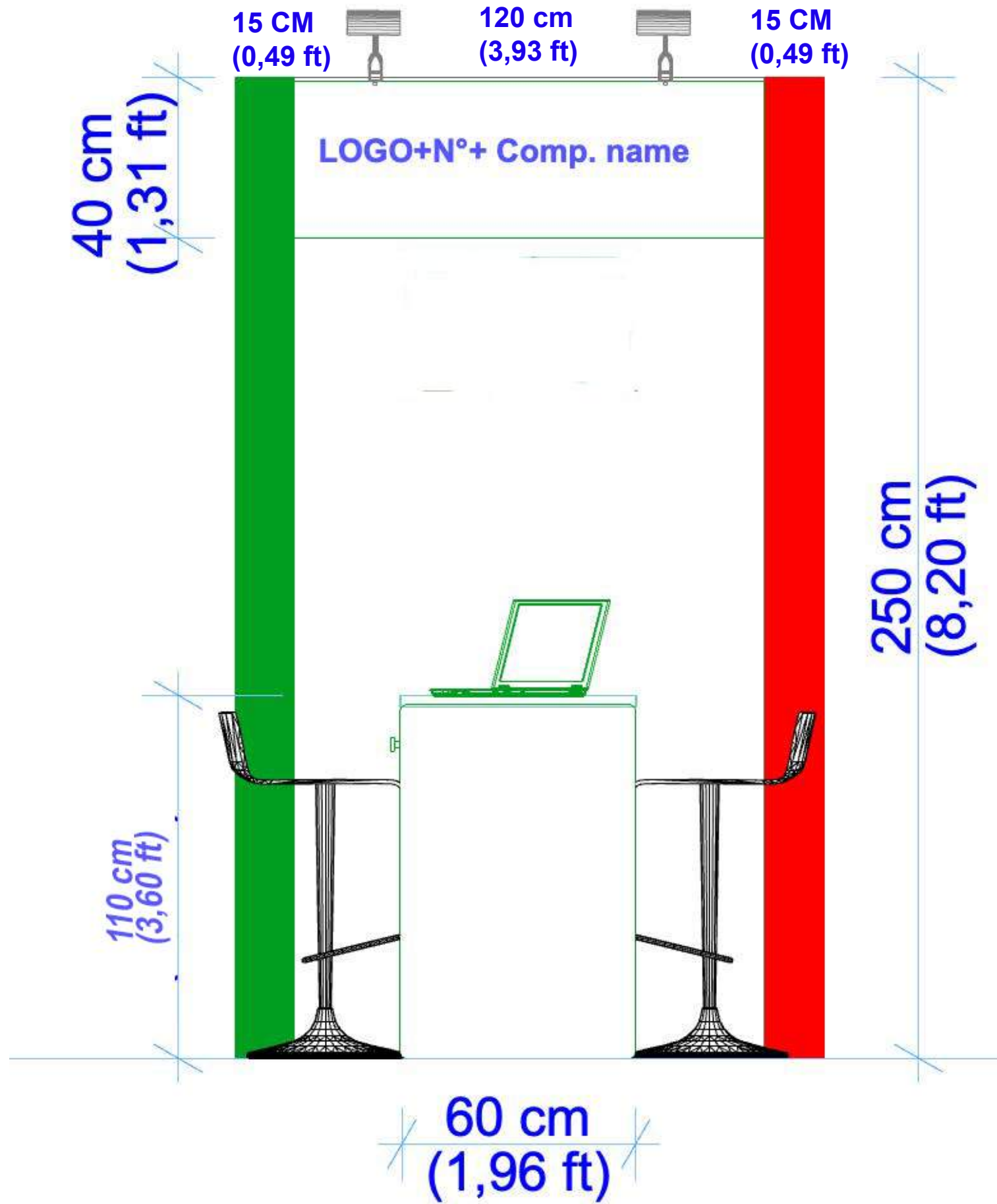
the measurements are in meters




**example structure
with BEMATRIX type aluminum frame
system with printed fabric**

(Area ITA storage / open lounge / Arena)







example Start-up workstation




the graphic panels only for example




the graphic panels only for example



the graphic panels only for example



the graphic panels only for example



the graphic panels only for example