

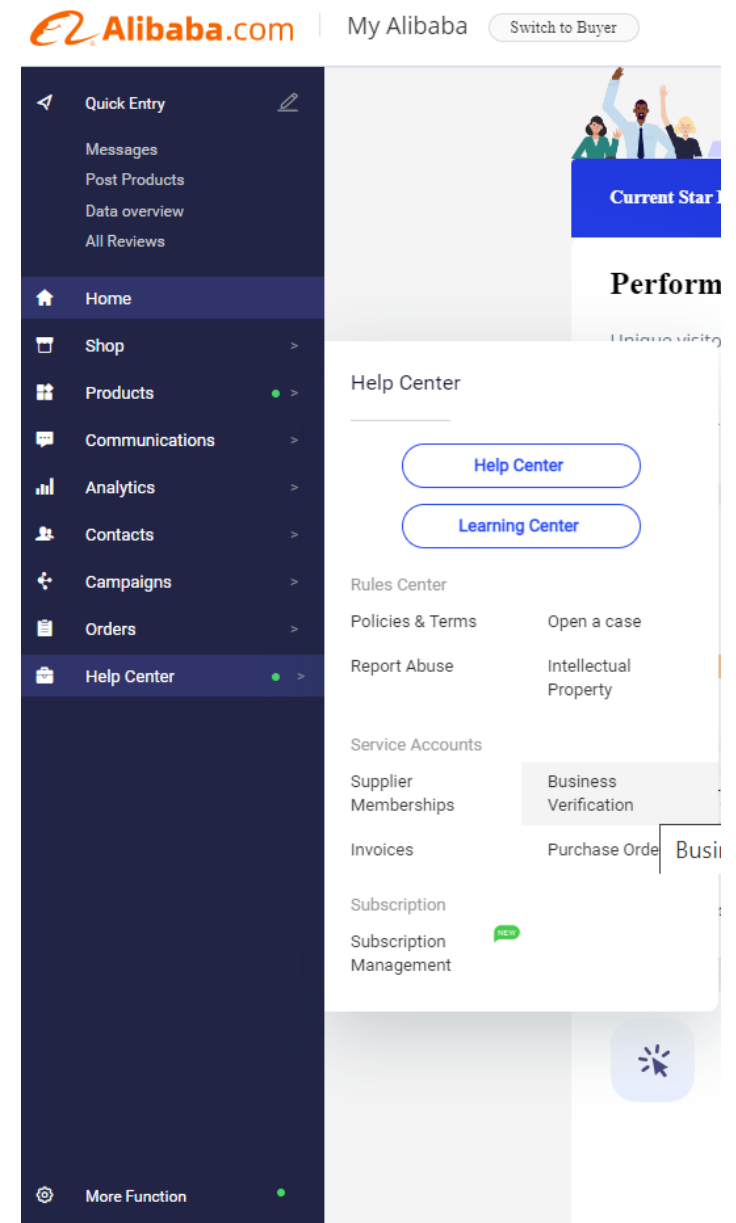


Alibaba.com

Business Verification

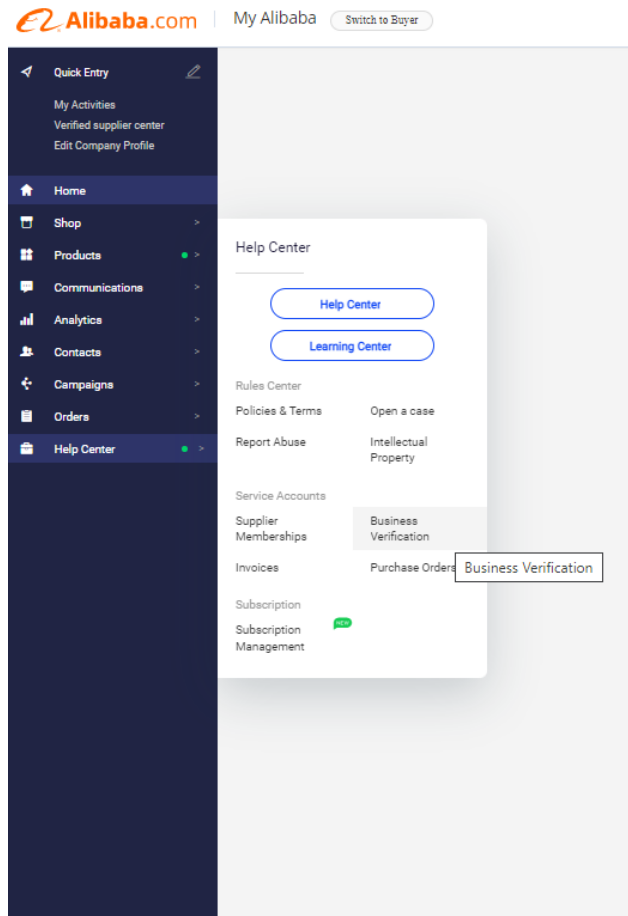
PROCESSO DI BUSINESS VERIFICATION

- La Business Verification è un processo molto importante ed è per questo che va effettuato insieme all'Account Manager di riferimento.
- Attraverso il processo di Business Verification inserirete **dati** e **informazioni** inerenti alla vostra azienda e carichere i **documenti** necessari per verificare la correttezza dei dati e delle informazioni inserite. Così come richiesto dalle **normative dell'UE**, le quali impongono obblighi di trasparenza e controllo relativamente alle attività di e-commerce.



Prima di iniziare

Business Verification

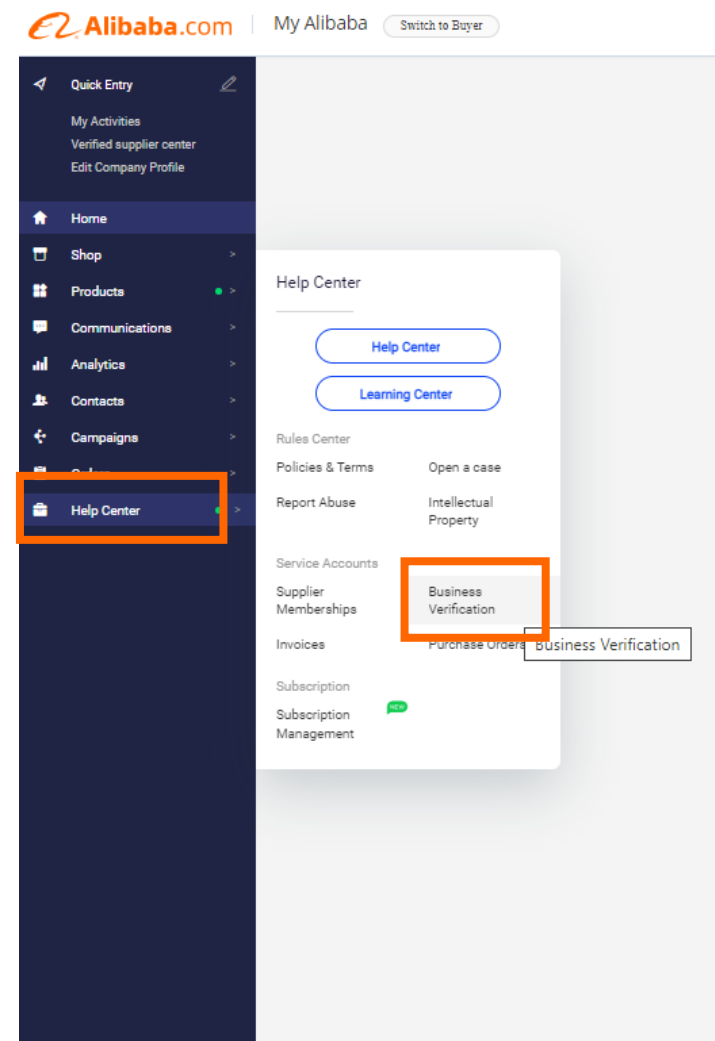


Cosa Serve

- **Visura Camerale** in corso di validità
(emessa massimo 6 mesi fa)
- **Documento con estremi bancari**
- **Documento** che mostri **l'indirizzo della sede operativa**
(solo nel caso in cui sia diverso da quello nella visura camerale o nel documento con estremi bancari)
Uno tra questi:
Bolletta dell'energia elettrica, Bolletta dell'acqua, Bolletta telefonica, Contratto di affitto della sede operativa, Certificato di proprietà della sede operativa, Screenshot del sito web ufficiale che includa l'indirizzo
- **Documento identità** del Legale Rappresentante
- **Bolletta** del telefono che copra almeno gli ultimi 3 mesi
in cui è visibile il numero telefonico dell'azienda
- **Numero telefonico** dell'azienda

COME VERIFICARE LA PROPRIA AZIENDA SU Alibaba.com

- Accedi all'area riservata My Alibaba
- Spostati con il cursore su Help Center e clicca su Business Verification



STEP 1:

- Inserisci la Country e la provincia di Provenienza
- Clicca sul pulsante in basso **Start Verification**

Business verification

To activate your paid Alibaba.com seller account, you will need to complete a business verification process. This is a legal process that differs based on the location of your business.

Please enter your location.

* Country


* Province/state


ⓘ If this is incorrect, you risk failing the verification process.


Identity verification

Verification of both your business and personal identity is a critical component of the Alibaba.com paid membership. It verifies the legitimacy of your business registration and validates the business representative's identity.

Please ensure that you have the following documents before starting the process:

 Business certificate

 Business and contact address

 Identity details

Start verification

STEP 2: Inserisci le informazioni richieste sulla tua azienda

- Inserisci il nome dell'azienda così come registrata sulla visura camerale
- Inserisci la **data di iscrizione** che trovate sulla visura cameralza

Business information

Registration information

* Registered business name

* Registration time

2023-4-7

STEP 3: Inserisci le informazioni richieste sull'indirizzo della sede legale dell'azienda

- Le voci Stato e Provincia sono automaticamente inserite poichè già inserite in precedenza. Se vi accorgete di un errore, è possibile tornare nella schermata precedente cliccando su: [Return to previous page to modify >](#)
- Inserisci la città della sede dell'azienda così come riportata sulla visura camerale
- Inserisci l'indirizzo e numero civico della sede legale dell'azienda
- Inserisci il codice postale della sede legale dell'azienda
- Carica la visura camerale in pdf emessa non più di 6 mesi fa
- Inserisci il codice della P.IVA preceduto da IT
- Inserisci il link dell'indirizzo web del sito ufficiale dell'azienda compreso il codice https:// se non è presente è possibile non compilare questa info

Registered business address

Enter the company address shown on your Business Registration Certificate or relevant documents. If there is a discrepancy with the official records, you will be required to provide supporting documentation.

* Country United States

* Province/state GA


Country and province/state information is pulled from the previous page and can not be changed here.
[Return to previous page to modify >](#)

* City

* Street

* Zip/postal code

* Business Registration Certificate

Select file  Alibaba.png

[See sample documents](#)

Please upload up to three scanned documents or high-resolution photos as .png, .jpeg, .jpg or .pdf smaller than 5 MB.

Please make sure your business registration certificate is issued by the government

* Business Registration Certificate number

Ensure that the number entered matches the number on your certificate.

Company website

STEP 4: Inserisci le informazioni richieste sull'indirizzo della sede operativa dell'azienda

- Inserisci lo Stato, la Provincia, la Città e l'Indirizzo con numero civico della sede operativa dell'azienda
- Inserisci il codice postale
- Inserisci un **documento** in pdf che mostri l'indirizzo operativo dell'azienda (solo nel caso in cui sia diverso dall'indirizzo indicato nella visura camerale):

Uno tra i seguenti:

- **Utenze** (esempio: Bolletta luce, Bolletta dell'acqua, Bolletta del telefono della sede operativa)
- **Contratto** di affitto della sede operativa/stabilimenti
- **Certificato** di proprietà della sede operativa/stabilimento
- Screenshot **del sito web ufficiale** (inclusa l'URL) che includa l'indirizzo della sede operativa

Company information

Part of informations below will be shown on store front to buyers on alibaba.com you can choose whether they can be shown on MA. all information should be true and can be contacted

Operational address | Will be shown to buyers

Country

Province/State

City

Street

Zip code

Attachment

Please upload one of the following documents

-Water and electricity bills

-Leasing contract

-Certification for house property

up to three scanned documents or high resolution photos as .png, .jpeg, .jpg or pdf smaller than 5MB

STEP 5: Inserisci le informazioni richieste per la verifica del numero telefonico aziendale

- Inserisci il **Numero telefonico** ufficiale dell'azienda.
(inserire in country code: 0039)
- Carica un **Bolletta telefonica** che copra almeno gli ultimi 3 mesi, dove è visibile il numero ufficiale dell'azienda

Phone information | Will be shown to buyers

* Phone number

Country code	Area code	Phone number
--------------	-----------	--------------

Phone bill

+
Select file

Please upload up to three scanned documents or high resolution photos as .png, .jpeg, .jpg or pdf smaller than 5MB

STEP 6: Inserisci l'indirizzo email che verrà visualizzato dai Buyers

Email information | Will be shown to buyers

Email

STEP 7: Inserisci le informazioni richieste per la verifica del Bank Account

- Inserisci il **Numero conto bancario** legato all'azienda
- Inserisci il **Nome beneficiario**
(il quale può essere l'azienda o il nome del proprietario/socio dell'azienda)
- Inserisci un **Documento** con estremi bancari, dove è visibile:
Nome beneficiario (il quale può essere l'azienda o il nome del proprietario/socio dell'azienda), Numero conto bancario e Nome della banca

N.B.: è sufficiente uno screenshot della sezione dell'estratto conto bancario che includa le informazioni sopra e il link URL.
Non includere o oscurare i movimenti bancari.

Beneficiary information

Beneficiary account

A

Beneficiary name

A

Bank statement



Please upload up to three scanned documents or high resolution photos as .png .jpeg .jpg or pdf smaller than 5MB

STEP 8: Inserisci le informazioni richieste per la verifica dell'iscrizione al Registro delle Imprese

- Caricare la visura camerale emessa non più di 6 mesi fa
- Inserisci il codice della P.IVA preceduto da IT

Tax information

* VAT/GST applicable

Value-added Tax ("VAT") and Goods and Services Tax ("GST") are indirect taxes that are commonly levied on the sales of goods and provision of services by the local tax authorities. If you are a VAT/GST registered company/person in your jurisdiction, please select "Yes" and provide your VAT/GST registration number and VAT/GST certificate for our record. If you are only an income taxpayer and haven't registered VAT/GST in your jurisdiction, or no VAT/GST is levied in your jurisdiction, please select "No."

This information is entered by your account manager, please contact your account manager if this is incorrect.

Yes

No

* VAT/GST certificate



1622706158729...

Please upload up to three scanned documents or high-resolution photos as .png, .jpeg, .jpg or .pdf smaller than 5 MB.

* VAT/GST registration number

test1234

Ensure that the number entered matches the number on your certificate.

STEP 9: Verifica Rappresentante legale dell'azienda

- Il rappresentante dell'azienda deve poter rappresentare legalmente l'azienda
- Ci sono quindi due possibilità:
 1. Il richiedente è il rappresentante legale dell'azienda.
 2. Il richiedente non è il rappresentante legale dell'azienda

Personal information

Are you the COMPANY REPRESENTATIVE who can legally act on behalf of the company?

A company representative refers to an individual who is legally authorized pursuant to the applicable laws and regulations to manage and operate a business entity, including but not limited to:

(a) for a sole proprietorship, its sole proprietor and/or owner;

(b) for a partnership, its partner;

Yes

No

STEP 9.1: Verifica Rappresentante legale dell'azienda

- Se è stato selezionato **Yes**:
(Il richiedente è il rappresentante legale dell'azienda)
- Inserisci Nome e Cognome del Rappresentante Legale
- Carica documento di identità del Rappresentante Legale
- Inserisci il codice del documento di identità
- Inserisci il ruolo che svolge in azienda
- Inserisci l'indirizzo email dove verrà inviato l'esito della Business Verification

Personal information

Are you the COMPANY REPRESENTATIVE who can legally act on behalf of the company?

A company representative refers to an individual who is legally authorized pursuant to the applicable laws and regulations to manage and operate a business entity. He or She must be a person with one of the following job titles or its equivalent:

(a) for a sole proprietorship, its sole proprietor and/or owner;

(b) for a partnership, its partner;

Yes No

Company representative information

* Full name

* Position

* Email address

STEP 9.1: Verifica Rappresentante legale dell'azienda

- Se è stato selezionato **NO**:
(Il richiedente non è il rappresentante legale dell'azienda)
- Inserisci Nome e Cognome di chi sta facendo la richiesta
- Carica documento di identità di chi sta facendo la richiesta
- Inserisci il codice del documento di identità caricato
- Inserisci il ruolo che svolgi in azienda
- Inserisci l'indirizzo email

- Inserisci i dati del Rappresentante Legale,

Verrà inviato un link al rappresentante legale dal quale scaricare e compilare la Letter of Authority (LOA) con la quale dare l'autorizzazione a procedere

Applicant information | About You

* Full name

* Identity document

* Please upload one of the following documents:
-Identity document
-Passport
-Driver's license
-Social security card

* Please upload scanned documents or high-resolution photos as .png .jpeg .jpg or .pdf smaller than 5 MB.

* Identity document number

Please ensure the number is accurate and the same as the identity document.

* Position

Company representative information

* Full name

* Position

* Email address

STEP 9.2: Verifica del Rappresentante Legale

Dopo aver caricato i documenti richiesti per la verifica delle informazioni inserite, si arriverà allo step successivo della Verifica: si può scegliere Online Verification oppure Phone Verification, suggeriamo di procedere con l'**Online Verification**, la quale permette di procedere caricando il documento di identità del rappresentante legale.

Company representative verification

<input checked="" type="radio"/> Online verification	Recommended: Online verification is a web-based process that takes 1-3 business days. It uses digital authorization technology to determine if you are authorized to operate this account on behalf of the company.
<p>i Please review the above information carefully. Alibaba.com will send an email to the address you provide. The company representative needs to authorize the applicant for future operation on Alibaba.com.</p>	
<input type="radio"/> Phone verification	An agent authorized by Alibaba.com will call your company to conduct a fact check for authorization. It might take 3-7 business days to schedule the call and complete this step of process alone.

STEP 9.3: Verifica del Rappresentante Legale - Phone Verification

- Se si sceglie di procedere con Phone Verification:

Avviene tramite contatto telefonico, quindi servirà fornire un contatto per poter rispondere alla chiamata per fare la verifica, phone verification si fa in **lingua inglese**.

Nel caso in cui si scelga la phone verification, caricare uno tra i seguenti:

- Numero telefonico dell'azienda
- Uno tra i documenti che includa il numero telefonico
- Indirizzo email

Phone verification An agent authorized by Alibaba.com will call your company to conduct a fact check for authorization. It might take 3-7 business days to schedule the call and complete this step of process alone.

* Company phone number 1 11

* Phone number verification Upload telephone bill

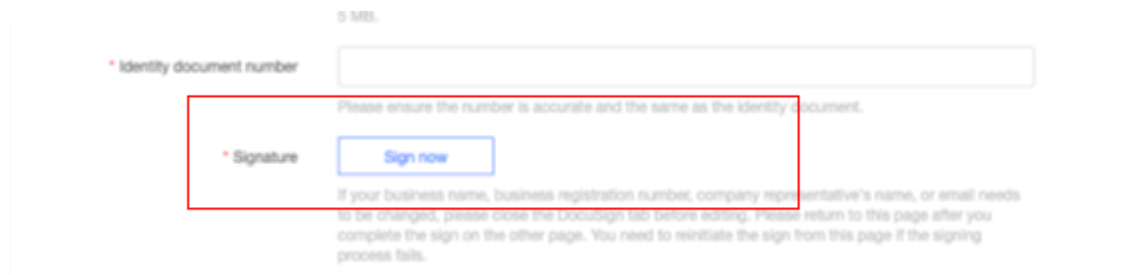
Company's website URL

Please include a valid website address.

* Letter of Authorization

STEP 10: Firmare la richiesta

- Dopo aver cliccato su «Sign now» si aprirà una nuova pagina per procedere alla firma digitale
- Se la pagina non si apre, è necessario sbloccare i popup sul browser utilizzato



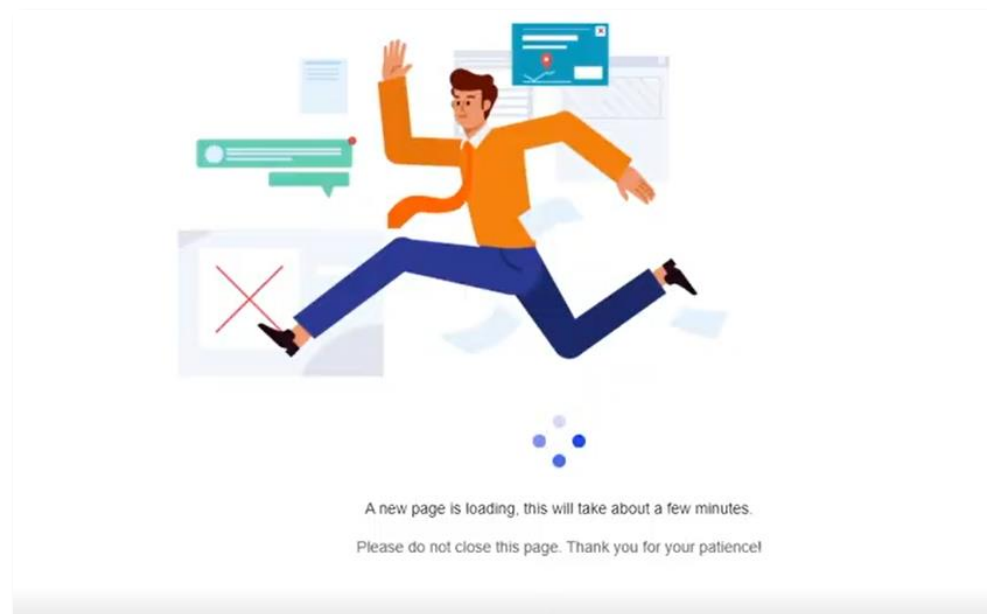
5 MB.

* Identity document number

Please ensure the number is accurate and the same as the identity document.

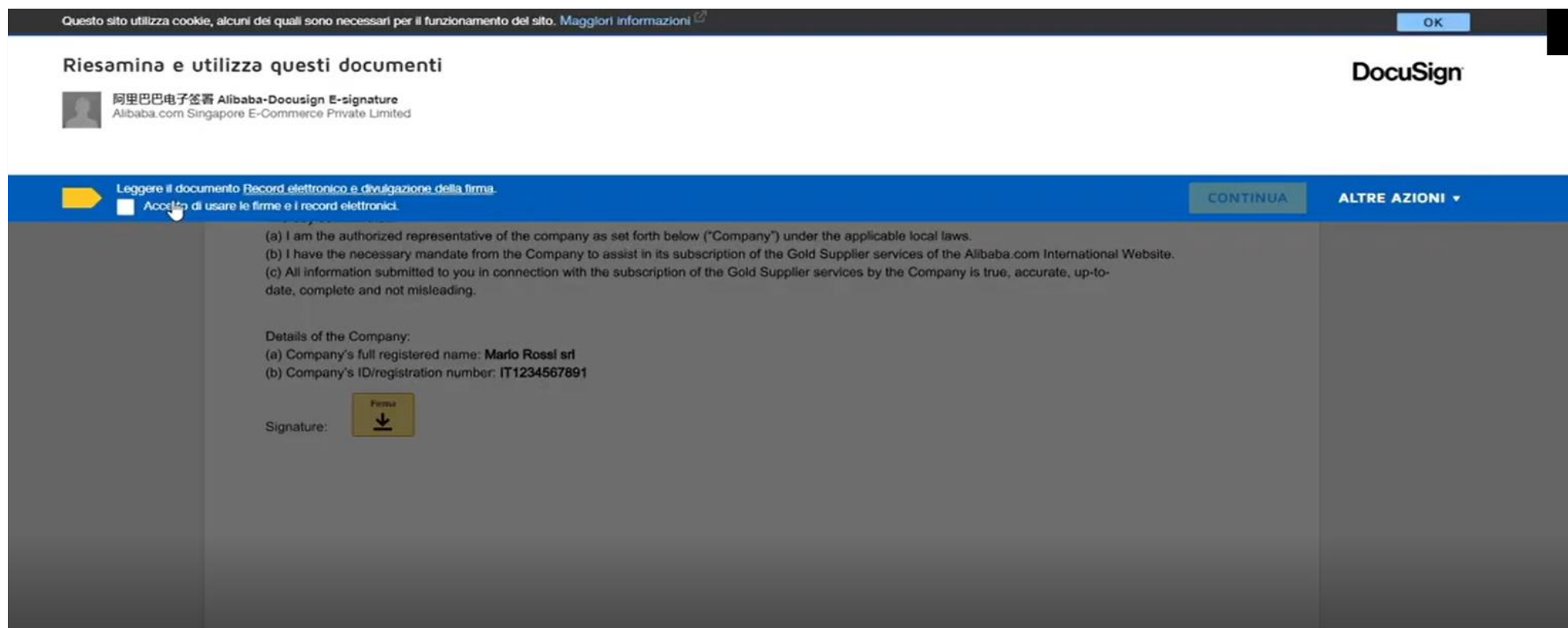
* Signature

If your business name, business registration number, company representative's name, or email needs to be changed, please close the DocuSign tab before editing. Please return to this page after you complete the sign on the other page. You need to reinitiate the sign from this page if the signing process fails.



STEP 11: Aprire la pagina di DocuSign

- Una volta aperta la pagina di DocuSign, spuntiamo il riquadro «accetta di usare la firma elettronica»
- Poi clicchiamo sul «Firma»



STEP 12: Aprire la pagina di DocuSign

- Scegliamo la firma preimpostata oppure possiamo importare la nostra firma digitale in formato fotografico

Scegli la tua firma

Conferma il tuo nome, le tue iniziali e la tua firma.



* Campo obbligatorio

Nome e cognome*

Iniziali*

SELEZIONA STILE DISEGNA CARICA

ANTEPRIMA [Modifica stile](#)

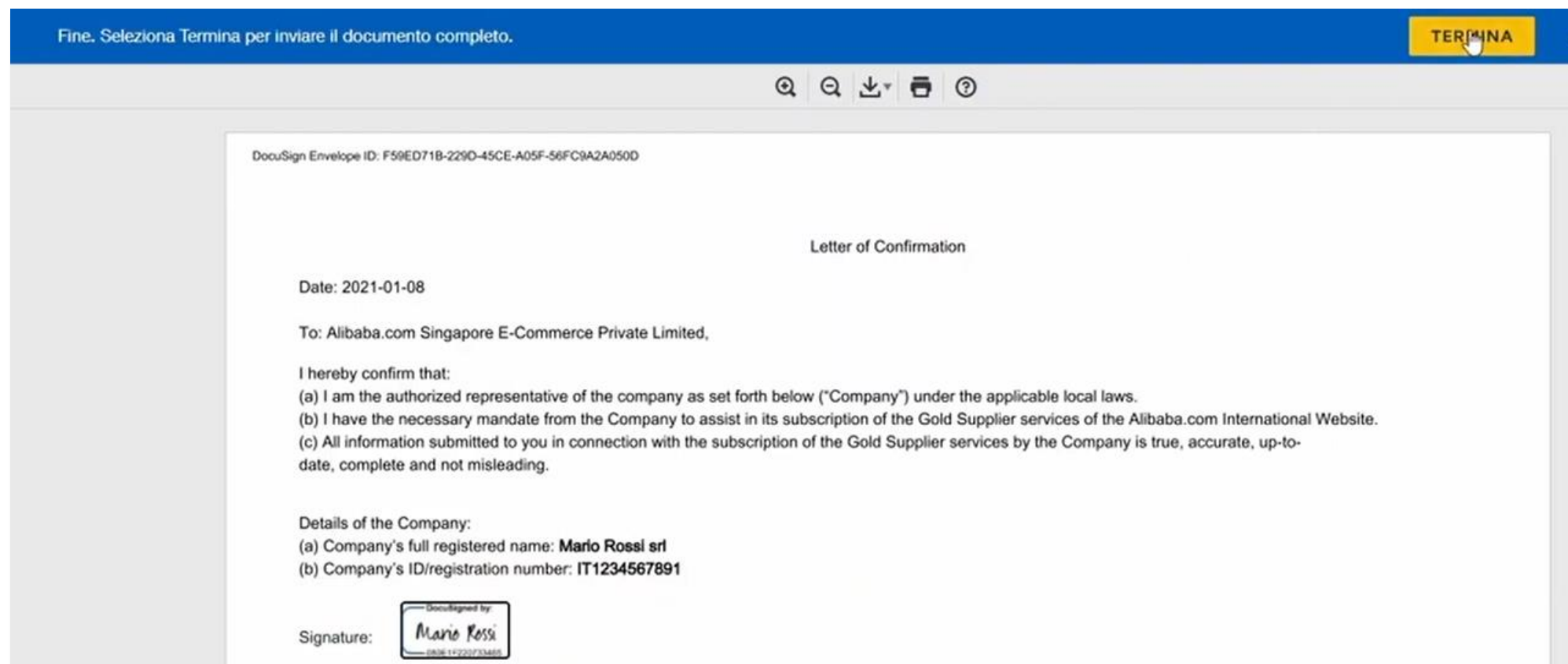
DocuSigned by:  DS 
080E1F220733465...

Selezionando Scegli e firma, accetto che la firma e le iniziali rappresenteranno elettronicamente la mia firma e le mie iniziali per tutti gli scopi quando io (o il mio agente) le uso sui documenti, inclusi contratti legali, proprio come la firma o le iniziali su carta.

SCEGLI E FIRMA ANNULLA

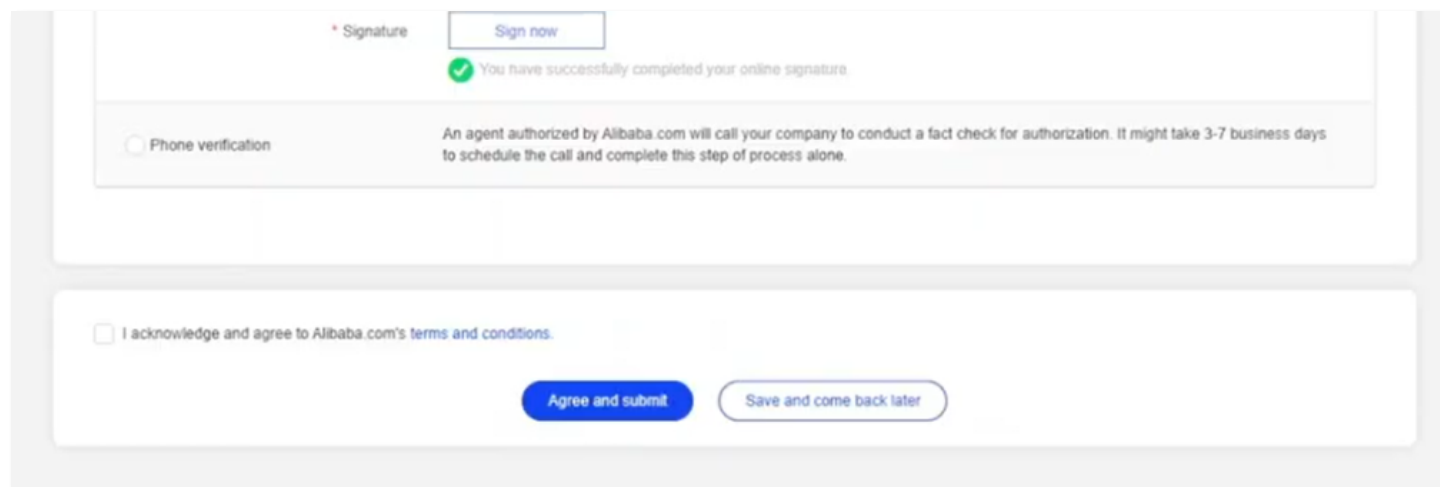
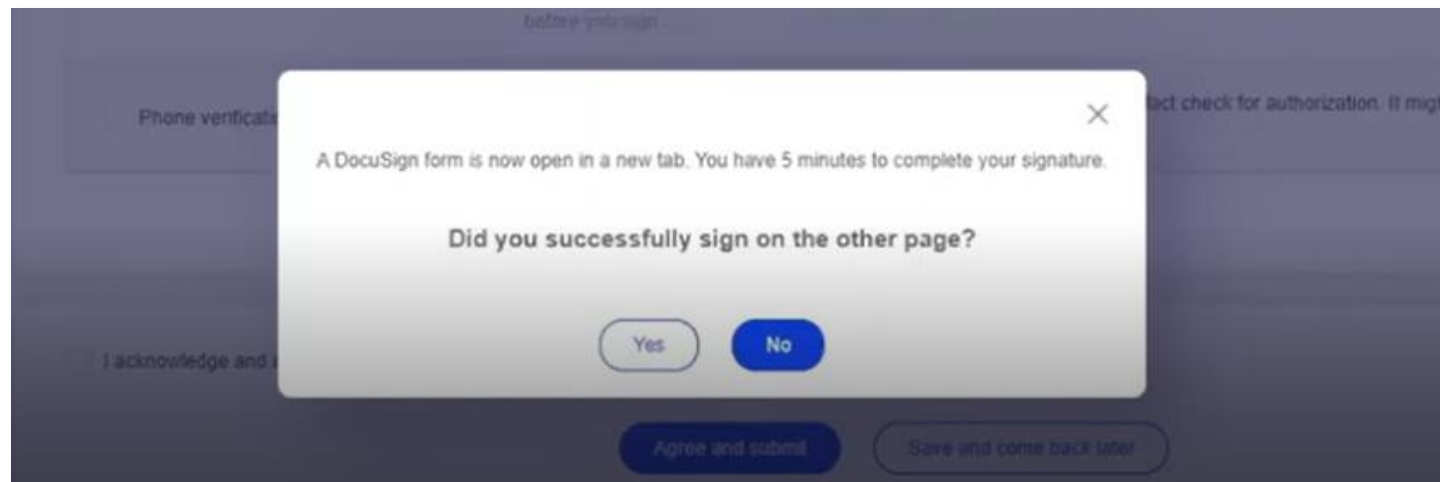
STEP 13: Firmare

- Dopo aver firmato clicchiamo su «TERMINA» e ritorniamo alla pagina che avevamo aperto inizialmente



STEP 14: Conclusione della BV

- Una volta tornati alla pagina della BV, cliccare su Yes
- Cliccare sul tasto blu «agree and submit»





Grazie!

FACSIMILE

ESEMPIO: VISURA CAMERALE

Registration information

* Registered business name

* Registered time

Business license registration day:
DD/MM/YYYY

Registered business address

Enter the company address shown on your Business Registration Certificate or relevant documents. If there is a discrepancy with the official records, you will be required to provide supporting documentation.

* Country

* Province/state

Country and province/state information is pulled from the previous page and can not be changed here. [Return to previous page to modify >](#)

* City

* Street

* Zip/postal code

* Business Registration Certificate

[See sample documents](#)

Please upload up to three scanned documents or high-resolution photos as .png .jpeg .jpg or .pdf smaller than 5 MB.

Please make sure your business registration certificate is issued by the government.

* Business Registration Certificate number

Ensure that the number entered matches the number on your certificate.

Company website

STATE OF GEORGIA Secretary of State Corporations Division

Atlanta, Georgia 30334-1530

Annual Registration

Electronically Filed
Secretary of State
Filing Date: 08/17/2021 20:48:03

BUSINESS INFORMATION

BUSINESS NAME : ABC Inc.

CONTROL NUMBER : 12345678

BUSINESS TYPE : Domestic Profit Corporation

EFFECTIVE DATE : 03/18/2020

BUSINESS INFORMATION CURRENTLY ON FILE

PRINCIPAL OFFICE ADDRESS : XXX XXX, Norcross, GA, 30093, USA

REGISTERED AGENT NAME

REGISTERED OFFICE ADDRESS

REGISTERED OFFICE COUNTY

OFFICER	TITLE	ADDRESS
---------	-------	---------

UPDATES TO ABOVE BUSINESS INFORMATION

PRINCIPAL OFFICE ADDRESS

REGISTERED AGENT NAME

REGISTERED OFFICE ADDRESS

REGISTERED OFFICE COUNTY

OFFICER	TITLE	ADDRESS
---------	-------	---------

AUTHORIZER INFORMATION

AUTHORIZER SIGNATURE

AUTHORIZER TITLE

FACSIMILE

ESEMPIO:

BOLLETTA DELL'ACQUA

camwater FACTURE D'EAU / WATER BILL

Date limite de paiement : Latest date of payment

N° Agence/Ag: [redacted] **Must be within the latest three months**
Date de dépôt: 03/05
Periode facturation/billing period: [redacted] Avril 2022
Situation antérieure du compte(PCFA) Impayés/Arrears: [redacted]
Compte Anticipation: [redacted]
Déposit account: [redacted]

Adresse PL/SP address: [redacted]
R#L Abonnement/Subscription Y#1: G.R.A. 69
N° Compteur/Meter number: [redacted]
Coefficient: [redacted]
Index la pour la prochaine facturation / Anticipation next billing: [redacted]

Nom du Client / Customer name: ABC INC
Adresse Client / Customer address: XXX XXX, Norcross
N° Contribuable / Customer Tax Number: GA, 30093, USA

Rubriques Facture/Bill items	Ancien index / Previous Reading	Nouvel index / Present reading	Consommation / Consumption (m3)	Tarif / Rate F.cla	Montant HT / Amount without tax / F.C.A	TVA / VAT F.cla
Consommation Facturée / Consumption billed:	1515	1515	0			
Tarif client particulier tranche sociale 1				293	0	0
Location Compteur/Meter Rent:					780	150
Total HT/Total WT:					780	150
Total TVA/Total VAT:						
Total TTC/With Tax:						148.364
Tournée/Rang/Ann/Usage:	0601	8	88E	MEN		

Montant facture/Amount of Bill: Cent quarante quatre-vingt mille trois cent soixante-quatre

Il vous est possible de régler vos factures par anticipation / It is possible to anticipate the payment of your bill
ATTENTION : Tout paiement après la date limite est augmenté des frais de pénalité / Any payment after the latest date above will be increased with penalty

BOLLETTA DELLA ENERGIA ELETTRICA

ABC INC - Company name
XXX XXX, Norcross - your electricity account
Georgia, USA - Company address
30093

Prepaid Metre No: [redacted]

Dear [redacted] **Must be within the last three months**

This is your electricity bill for 20 January 2022 until 21 February 2022.

Please pay us 21,907.15KSH. Thank you

If we receive your payment before 25 January 2022, you will get 2,014.12KSH off your next bill. To save even more, choose monthly Direct Debit.

Please turn over for details of how we have calculated your charges.

Reference: [redacted] Credit account number: [redacted] Amount due: [redacted]

Customer's name & address: [redacted] Card: [redacted] Cheque: [redacted]

21,907.15KSH

Signature: [redacted] Date: [redacted]

[Barcode]

BOLLETTA DEL TELEFONO

T-Mobile Summary & Itemisation see page 2

Page 1 of 4

Your phone bill

Price plan and other: [redacted]

Contact us: Please call us free on 180 from your T-Mobile phone or on 0800 412 1000 charged at local rates

Account holder: MR DAVID JONES/ABC INC
Account number: [redacted]
Billing date: 15. Mar. 2023
Phone number: [redacted]
Billing cycle: [redacted]

MR DAVID JONES/ABC INC
XXX
Norcross, Ga
30093

FACSIMILE

ESEMPIO: ESTREMI BANCARI

SCREENSHOT BANK ACCOUNT

BANK OF AMERICA 

P.O. Box 15284
Wilmington, DE 19850

ABC Inc

xxx xxx, norcross,
georgia,us, 30093

BANK OF AMERICA
Preferred Rewards
For Business

Customer service information

- ☎ 1.888.BUSINESS (1.888.287.4637)
- 🌐 bankofamerica.com
- ✉ Bank of America, N.A.
P.O. Box 25118
Tampa, FL 33622-5118

Your Business Advantage Relationship Banking
Preferred Rewards for Bus Gold
for January 1, 2023 to January 31, 2023

Account number: **111234567890**

ABC Inc

FACSIMILE

ESEMPIO:

CONTRATTO DI AFFITTO O DI PROPRIETA'

Leasing contract & Certification for house property

This Document Was Prepared by: _____ _____ _____ _____ _____ After Recording Please Return to: _____ _____ _____	This Space Reserved for Recording Purposes NOTE: CHECK YOUR STATE & COUNTY-SPECIFIC REQUIREMENTS FOR RECORDING LEGAL DOCUMENTS
---	--

WARRANTY DEED

WARRANTY DEED, made this _____ day of _____, 20____, by and between _____ of the City of _____ and County of _____ ("grantor"), and _____ ("grantee"), whose mailing address is _____

THE GRANTOR, for and in consideration of the sum of _____ DOLLARS (\$ _____), the receipt and sufficiency of which is hereby acknowledged and received, and for other good and valuable consideration, does hereby grant, bargain, sell and convey unto the grantee his/her heirs and assigns, the following described premises located in the County of _____, State of _____, described as follows (enter legal description):

Also known as street and number _____

Tax Parcel ID# _____

TO HAVE AND TO HOLD the said premises, with its appurtenances unto the said Grantee his/her heirs and assigns forever. Grantors covenant with the Grantee that the Grantors are now seized in fee simple absolute of said premises; that the Grantors have full power to convey same; that the same is free from all encumbrances excepting those set forth above; that the Grantee shall enjoy the same without any lawful disturbance; that the Grantors will, on demand, execute and deliver to the Grantee, at the expense of the Grantors, any further assurance of the same that may be reasonably required, and, with the exceptions set forth above, that the Grantors warrant to the Grantee and will defend for him/her all the said premises against every person lawfully claiming all or any interest in same, subject to real property taxes accrued by not yet due and payable and any other covenants, conditions, easements, rights of way, laws and restrictions of record.

IN WITNESS WHEREOF, the grantor has executed this deed on the date set forth above.

Grantor

Witness (if required)

STATE OF _____)

COUNTY OF _____) ss:

The foregoing instrument was acknowledged before me, _____, a notary public in and for the state of _____ by _____ on the _____ day of _____, 20____.

Witness my hand and official seal

COMMERCIAL LEASE AGREEMENT

I. THE PARTIES. This Commercial Lease Agreement ("Agreement") made on _____, 20____, by and between:

Lessor: _____ [name of lessor], with a mailing address of _____ ("Lessor"), and

Lessee: **ABC INC./David Jones** [name of lessee], with a mailing address of **XXX XXX, Norcross, GA, USA, 30093** ("Lessee"), and collectively shall be known as the "Parties", agree as follows:

II. DESCRIPTION OF LEASED PREMISES. The Lessor agrees to lease to the Lessee the following described space:

Street Address: _____
Square Feet: _____ SF
Type of Space: _____ (retail, office, industrial, etc.)
Other Description: _____

Hereinafter known as the "Premises."

III. USE OF LEASED PREMISES. The Lessee agrees to use the Premises for: (check one)

- All purposes legal under law.
- Only the following purposes: _____
Any change in the above-mentioned purposes of the Premises shall only be permitted upon the Lessor's prior written consent.

IV. TERM OF LEASE. The term of this Agreement shall be for a period of 5 year(s) 0 month(s) commencing on Jul. 1, 2020, and expiring at midnight on Jun. 30, 2025 ("Initial Term"). **Within the validity period of the lease contract**

V. SECURITY DEPOSIT. As part of this Agreement: (check one)

- There shall be no deposit required for the successful performance of this Agreement ("Security Deposit").
- There shall be a deposit in the amount of \$_____ shall be due and payable in advance of the Term or at the signing of this Agreement ("Security Deposit"). The Security Deposit shall be held in escrow by the Lessor in a separate bank account as security for the successful performance of the terms and conditions of this Agreement. The Security Deposit may not be used to pay the last month's Rent unless written permission is granted by the Lessor.

